


Videocard Benchmarks

Over 1,000,000 Video Cards Benchmarked

Video Card List

Below is an alphabetical list of all Video Card types that appear in the charts. Clicking on a specific Video Card will take you to the chart it appears in and will highlight it for you.




VIDEO CARD

Single Video Card

Find Videocard


	Passmark G3D Mark (higher is better)	Rank (lower is better)	Videocard Value (higher is better)	Price (USD)
256MB DDR Radeon 9800 XT	37	2134	NA	NA
7900 MOD - Radeon HD 6520G	610	1306	NA	NA
7900 MOD - Radeon HD 6550D	892	1036	NA	NA
A6 Micro-6500T Quad-Core APU with RadeonR4	220	1703	NA	NA
A10-8Q	13234	109	NA	NA
A40-6Q	787	1118	NA	NA
ABIT Siluro T400	3	2330	NA	NA
ALL-IN-WONDER 9000	4	2297	NA	NA
ALL-IN-WONDER 9800	23	2203	NA	NA
ALL-IN-WONDER RADEON 8500DV	5	2283	NA	NA
ALL-IN-WONDER X800 GT	84	1973	NA	NA
All-in-Wonder X1800XL	30	2174	NA	NA
All-in-Wonder X1900	127	1840	NA	NA

 **High End**


High Mid Range


Low Mid Range

Low End


 **Best Value**

Common Market Share

 **Compare** ⁰

 **Video Card Mega List**

[Search Model](#)

 **GPU Compute Video Card Chart**

Power Performance Video Card Chart

2D Graphics Video Card List

Videocard Name	Passmark G3D Mark (higher is better)	Rank (lower is better)	Videocard Value (higher is better)	Price (USD)
ASUS A7000	9	2243	NA	NA
ASUS AGP-V3800PRO v31.40H	4	2316	NA	NA
ASUS EAH4870x2	496	1446	NA	NA
Asus GTX 650 FML II EC-EGPU	720	1188	NA	NA
ASUS V9520-X V62.11	7	2254	NA	NA
B8DKMDAP	4557	350	NA	NA
Barco MXRT 1450	205	1725	NA	NA
Barco MXRT 2600	900	1033	4.52	\$199.00*
Barco MXRT 5400	1161	889	5.72	\$203.00*
Barco MXRT 5450	1079	926	5.40	\$199.99*
Barco MXRT 5500	2701	506	9.04	\$299.00*
Barco MXRT 5600	2465	547	3.50	\$704.00*
Barco MXRT 7100	180	1750	NA	NA
Barco MXRT 7400	900	1032	9.10	\$99.00*
Barco MXRT 7500	3753	407	12.55	\$299.00*
Barco MXRT 7600	4943	328	8.20	\$602.59*
BASICDISPLAY	69	2020	NA	NA
Citrix Indirect Display Adapter	4446	361	NA	NA
CONNECT 3D RADEON X300	36	2139	NA	NA
Custom GPU 0405	2731	499	NA	NA
Dell 8100	2	2381	0.00	\$999.11*
Dell 8200	4	2318	NA	NA
Diamond X1300-PCIE 256MB	70	2017	NA	NA
EAH5450	134	1822	1.22	\$109.99*
EIZO Quadro MED-XN51LP	5048	323	NA	NA
Embedded Radeon E9173	1798	702	NA	NA
Eng Sample: 100-000000261-50_Y	2859	484	NA	NA
Extreme AX850 PRO	120	1861	NA	NA
FireGL T2-128	30	2172	NA	NA
FireGL V3100	52	2071	NA	NA
FireGL V3200	84	1970	NA	NA
FireGL V3300	70	2015	NA	NA

[CPU Benchmarks](#)[Video Card Benchmarks](#)[Hard Drive Benchmarks](#)[RAM](#)[PC Systems](#)[Android](#)[iOS / iPhone](#)

Videocard Name	Passmark G3D Mark (higher is better)	Rank (lower is better)	Videocard Value (higher is better)	Price (USD)
FireGL V3400	103	1915	NA	NA
FireGL V3600	179	1751	1.12	\$160.99*
FireGL V5100	92	1952	0.81	\$114.96*
Videocard Name	Passmark G3D Mark (higher is better)	Rank (lower is better)	Videocard Value (higher is better)	Price (USD)
FireGL V5200	114	1880	0.86	\$133.40*
FireGL V5600	341	1592	1.52	\$225.00*
FireGL V7100	71	2008	0.22	\$328.67*
FireGL V7200	116	1871	NA	NA
FireGL V7300	128	1835	0.11	\$1,189.99*
FireGL V7350	110	1893	0.93	\$119.42*
FireGL V7600	615	1299	NA	NA
FireGL V7700	660	1242	9.43	\$69.99*
FireGL V8600	838	1072	NA	NA
FireGL V8650	550	1381	1.84	\$298.99*
FireGL X1	59	2056	NA	NA
FireMV 2200 PCI	1	2397	NA	NA
FireMV 2200 PCIe	36	2141	0.40	\$89.99*
FireMV 2250	45	2098	0.44	\$104.00*
FireMV 2260	117	1866	1.33	\$88.08*
FireMV 2400 PCIe	11	2236	NA	NA
FireMV 2450	73	2002	NA	NA
FirePro 3D V3700	178	1753	2.10	\$84.99*
FirePro 3D V3750	341	1591	6.71	\$50.88*
FirePro 3D V3800	472	1468	3.15	\$149.99*
FirePro 3D V4800	853	1061	5.33	\$159.99*
FirePro 3D V5700	546	1385	1.71	\$319.99*
FirePro 3D V5800	1231	860	6.04	\$204.00*
FirePro 3D V7750	545	1389	1.56	\$350.00*
FirePro 3D V7800	1867	679	3.11	\$599.99*
FirePro 3D V8700	1206	869	7.09	\$170.07*
FirePro 3D V8750	1271	842	1.03	\$1,230.99*
FirePro 3D V8800	2437	553	5.74	\$424.99*

CPU Benchmarks

Video Card Benchmarks

Hard Drive Benchmarks

RAM

PC Systems

Android

iOS / iPhone

Videocard Name	Passmark G3D Mark (higher is better)	Rank (lower is better)	Videocard Value (higher is better)	Price (USD)
FirePro 2260	112	1884	NA	NA
FirePro 2270	144	1794	1.08	\$134.00*
FirePro 2450	51	2079	0.57	\$89.99*
FirePro 2460	170	1761	2.03	\$83.99*
FirePro M2000	423	1520	NA	NA
FirePro M4000	1608	746	22.09	\$72.83*
FirePro M4000 Mobility Pro	1630	739	NA	NA
Firepro M4100	1059	934	NA	NA
FirePro M4150	928	1012	NA	NA
FirePro M4170	1119	906	NA	NA
FirePro M5100	2102	619	NA	NA
FirePro M5100 FireGL V	1839	687	NA	NA
FirePro M5950	1314	828	NA	NA
FirePro M6000	1820	695	5.58	\$325.99*
FirePro M6000 Mobility Pro	1750	711	NA	NA
FirePro M6100	2206	599	NA	NA
FirePro M6100 FireGL V	2722	503	NA	NA
FirePro M7740	665	1236	NA	NA
FirePro M40003	1364	816	NA	NA
FirePro R5000	2646	520	24.06	\$109.99*
Videocard Name	Passmark G3D Mark (higher is better)	Rank (lower is better)	Videocard Value (higher is better)	Price (USD)
FirePro RG220	335	1598	0.52	\$650.18*
FirePro S7000	4523	354	18.35	\$246.54*
FirePro S7150	2726	500	1.61	\$1,697.99*
FirePro S9000	5059	321	NA	NA
FirePro S9050	4901	330	NA	NA
FirePro S10000	4768	341	NA	NA
FirePro V3800	320	1611	2.57	\$124.99*
FirePro V3900	649	1255	2.73	\$238.44*
FirePro V4900	977	979	6.51	\$149.99*
FirePro V5700	464	1481	2.47	\$188.06*
FirePro V5800	1184	880	22.34	\$53.00*

Videocard Name	Passmark G3D Mark (higher is better)	Rank (lower is better)	Videocard Value (higher is better)	Price (USD)
FirePro V7000	3161	459	NA	NA
FirePro V7800	2028	635	10.68	\$190.00*
FirePro V7900	2304	575	12.13	\$190.00*
FirePro V8700	1538	767	9.75	\$157.88*
FirePro V8800	2280	586	11.52	\$198.00*
FirePro V9800	2726	501	5.75	\$474.00*
FirePro W600	1641	736	3.96	\$414.99*
FirePro W2100	891	1037	15.11	\$59.00*
FirePro W4100	1547	762	8.41	\$184.00*
FirePro W4170M	1013	955	NA	NA
Firepro W4190M	1156	893	NA	NA
FirePro W4300	2757	497	11.49	\$239.99*
FirePro W5000	2962	477	16.10	\$184.00*
FirePro W5100	2963	476	23.53	\$125.99*
FirePro W5130M	1379	813	NA	NA
Firepro W5170M	1730	716	NA	NA
FirePro W6150M	2358	562	NA	NA
FirePro W7000	4239	375	15.25	\$278.05*
FirePro W7000 Adapter	4361	365	NA	NA
FirePro W7100	5293	301	13.60	\$389.30*
FirePro W7170M	3161	460	NA	NA
FirePro W8000	4095	382	7.15	\$573.00*
FirePro W8100	7313	235	10.39	\$704.00*
FirePro W9000	6138	265	7.26	\$845.00*
FirePro W9100	7927	213	4.58	\$1,729.99*
FireStream 9170	647	1257	NA	NA
FireStream 9250	1164	884	NA	NA
FireStream 9270	1341	822	NA	NA
FireStream 9370	2528	537	NA	NA
GeCube RADEON 7000	8	2245	NA	NA
GeForce2 Go	4	2322	NA	NA
GeForce2 GTS/GeForce2 Pro	3	2327	NA	NA
GeForce2 Integrated GPU	4	2317	NA	NA

Videocard Name	Passmark G3D Mark (higher is better)	Rank (lower is better)	Videocard Value (higher is better)	Price (USD)
GeForce2 MX 100/200	3	2351	NA	NA
GeForce2 MX with DVI-D and TV-out	4	2301	NA	NA
GeForce2 MX with TV Out	2	2375	NA	NA
Videocard Name	Passmark G3D Mark (higher is better)	Rank (lower is better)	Videocard Value (higher is better)	Price (USD)
GeForce2 MX/MX 400	3	2329	NA	NA
GeForce2 Ti	4	2309	NA	NA
GeForce2 Ultra	6	2267	NA	NA
GeForce3	4	2298	NA	NA
GeForce3 Ti 200	4	2324	NA	NA
GeForce3 Ti 500	2	2377	NA	NA
GeForce4 420 Go	3	2348	NA	NA
GeForce4 420 Go 32M	5	2288	NA	NA
GeForce4 440	4	2295	NA	NA
GeForce4 440 Go	3	2335	NA	NA
GeForce4 440 Go 64M	5	2273	NA	NA
GeForce4 448 Go	5	2285	NA	NA
GeForce4 4200 Go	3	2328	NA	NA
GeForce4 MX 420	4	2302	NA	NA
GeForce4 MX 440	4	2312	NA	NA
GeForce4 MX 440 with AGP8X	4	2299	NA	NA
GeForce4 MX 440SE	4	2311	NA	NA
GeForce4 MX 460	4	2321	NA	NA
GeForce4 MX 4000	4	2315	NA	NA
GeForce4 MX Integrated GPU	6	2265	NA	NA
GeForce4 Ti 4200	5	2284	NA	NA
GeForce4 Ti 4400	7	2258	NA	NA
GeForce4 Ti 4600	5	2286	0.10	\$53.99*
GeForce4 Ti 4800	5	2275	NA	NA
GeForce4 Ti 4800 SE	6	2261	NA	NA
GeForce9400M	105	1905	NA	NA
GeForce 205	126	1843	NA	NA
GeForce 210	97	1938	1.80	\$54.15*

CPU Benchmarks

Video Card Benchmarks

Hard Drive Benchmarks

RAM

PC Systems

Android

iOS / iPhone

Videocard Name	Passmark G3D Mark (higher is better)	Rank (lower is better)	Videocard Value (higher is better)	Price (USD)
GeForce 256	5	2293	0.12	\$42.04*
GeForce 305M	150	1783	NA	NA
GeForce 310	120	1859	1.11	\$108.35*
GeForce 310M	111	1892	NA	NA
GeForce 315	158	1772	4.80	\$32.99*
GeForce 315M	115	1873	NA	NA
GeForce 320M	209	1716	NA	NA
GeForce 405	120	1860	4.89	\$24.64*
GeForce 410M	247	1680	NA	NA
GeForce 505	120	1858	1.05	\$115.06*
GeForce 510	259	1668	3.71	\$69.99*
GeForce 605	308	1619	2.25	\$136.83*
GeForce 610M	292	1635	NA	NA
GeForce 615	509	1427	NA	NA
GeForce 705M	455	1492	NA	NA
GeForce 710A	466	1477	NA	NA
GeForce 710M	462	1485	NA	NA
GeForce 720A	662	1240	NA	NA
GeForce 730A	771	1134	NA	NA
GeForce 770M	3245	452	18.34	\$176.99*
Videocard Name	Passmark G3D Mark (higher is better)	Rank (lower is better)	Videocard Value (higher is better)	Price (USD)
GeForce 800A	428	1517	NA	NA
GeForce 800M	452	1496	NA	NA
GeForce 810A	622	1288	NA	NA
GeForce 810M	410	1533	NA	NA
GeForce 820A	557	1377	NA	NA
GeForce 820M	507	1433	NA	NA
GeForce 825M	783	1121	NA	NA
GeForce 830A	1138	899	NA	NA
GeForce 830M	1005	959	NA	NA
GeForce 840A	1179	881	NA	NA
GeForce 840M	1074	928	NA	NA

Videocard Name	Passmark G3D Mark (higher is better)	Rank (lower is better)	Videocard Value (higher is better)	Price (USD)
GeForce 910M	591	1332	NA	NA
GeForce 920A	876	1048	NA	NA
GeForce 920M	727	1179	NA	NA
GeForce 920MX	1079	925	NA	NA
GeForce 930A	1139	897	NA	NA
GeForce 930M	1014	954	NA	NA
GeForce 930MX	1303	835	NA	NA
GeForce 940A	1144	896	NA	NA
GeForce 940M	1115	908	NA	NA
GeForce 940MX	1508	775	NA	NA
GeForce 945A	1852	682	NA	NA
GeForce 945M	2063	625	NA	NA
GeForce 999 GTX	83	1977	NA	NA
GeForce 6100	27	2183	NA	NA
GeForce 6100 nForce 400	25	2192	NA	NA
GeForce 6100 nForce 405	29	2176	NA	NA
GeForce 6100 nForce 420	25	2191	NA	NA
GeForce 6100 nForce 430	23	2205	NA	NA
GeForce 6150	21	2208	0.07	\$329.00*
GeForce 6150 LE	33	2158	NA	NA
GeForce 6150SE	24	2196	NA	NA
GeForce 6150SE nForce 430	31	2170	NA	NA
GeForce 6200	41	2114	0.42	\$99.99*
GeForce 6200 A-LE	32	2166	NA	NA
GeForce 6200 LE	28	2179	0.69	\$41.24*
GeForce 6200 TurboCache	53	2070	NA	NA
GeForce 6200A	3	2338	0.07	\$54.99*
GeForce 6200SE TurboCache	37	2137	NA	NA
GeForce 6500	38	2130	NA	NA
GeForce 6600	85	1969	0.32	\$264.00*
GeForce 6600 GT	137	1811	2.11	\$64.95*
GeForce 6600 LE	51	2078	NA	NA
GeForce 6610 XL	88	1964	NA	NA

Videocard Name	Passmark G3D Mark (higher is better)	Rank (lower is better)	Videocard Value (higher is better)	Price (USD)
GeForce 6800	112	1885	0.20	\$559.29*
GeForce 6800 GS	195	1737	NA	NA
GeForce 6800 GS/XT	102	1917	NA	NA
Videocard Name	Passmark G3D Mark (higher is better)	Rank (lower is better)	Videocard Value (higher is better)	Price (USD)
GeForce 6800 GT	142	1797	NA	NA
GeForce 6800 LE	109	1896	NA	NA
GeForce 6800 Ultra	138	1806	NA	NA
GeForce 6800 XE	58	2058	NA	NA
GeForce 6800 XT	128	1837	NA	NA
GeForce 7000M	13	2229	NA	NA
GeForce 7000M / nForce 610M	12	2230	NA	NA
GeForce 7025 / nForce 630a	32	2163	NA	NA
GeForce 7050 / nForce 610i	25	2193	NA	NA
GeForce 7050 / nForce 620i	41	2115	NA	NA
GeForce 7050 / nForce 630i	37	2133	NA	NA
GeForce 7050 PV / nForce 630a	31	2169	NA	NA
GeForce 7100 / nForce 620i	26	2187	NA	NA
GeForce 7100 / nForce 630i	35	2145	NA	NA
GeForce 7100 GS	51	2075	NA	NA
GeForce 7150 / nForce 630i	33	2161	NA	NA
GeForce 7150M / nForce 630M	18	2216	NA	NA
GeForce 7200 GS	23	2204	NA	NA
GeForce 7300 GS	80	1992	NA	NA
GeForce 7300 GT	136	1815	0.91	\$149.99*
GeForce 7300 LE	80	1993	2.50	\$32.00*
GeForce 7300 SE	39	2128	NA	NA
GeForce 7300 SE/7200 GS	47	2091	NA	NA
GeForce 7350 LE	74	2001	NA	NA
GeForce 7500 LE	89	1963	NA	NA
GeForce 7600 GS	157	1773	0.90	\$175.00*
GeForce 7600 GT	201	1729	1.01	\$199.00*
GeForce 7650 GS	134	1823	NA	NA

[CPU Benchmarks](#)[Video Card Benchmarks](#)[Hard Drive Benchmarks](#)[RAM](#)[PC Systems](#)[Android](#)[iOS / iPhone](#)

Videocard Name	Passmark G3D Mark (higher is better)	Rank (lower is better)	Videocard Value (higher is better)	Price (USD)
GeForce 7800 GT	244	1683	3.05	\$80.00*
GeForce 7800 GTX	290	1637	4.06	\$71.60*
GeForce 7900 GS	253	1673	NA	NA
GeForce 7900 GT	258	1670	1.30	\$199.00*
GeForce 7900 GT/GTO	247	1681	NA	NA
GeForce 7900 GTX	387	1554	NA	NA
GeForce 7950 GT	344	1587	1.69	\$203.99*
GeForce 7950 GX2	201	1728	3.67	\$54.99*
GeForce 7950 Xtreme	287	1640	NA	NA
GeForce 8100 / nForce 720a	79	1995	NA	NA
GeForce 8200	139	1803	NA	NA
GeForce 8200M G	64	2041	NA	NA
GeForce 8300	101	1923	4.48	\$22.68*
GeForce 8300 GS	100	1926	NA	NA
GeForce 8400	81	1987	0.14	\$589.99*
GeForce 8400 GS	136	1814	1.59	\$85.97*
GeForce 8400 SE	68	2027	NA	NA
GeForce 8400M G	58	2059	NA	NA
GeForce 8400M GS	98	1935	1.25	\$78.20*
GeForce 8400M GT	66	2035	NA	NA
Videocard Name	Passmark G3D Mark (higher is better)	Rank (lower is better)	Videocard Value (higher is better)	Price (USD)
GeForce 8500 GT	125	1844	NA	NA
GeForce 8600 GS	91	1955	NA	NA
GeForce 8600 GT	116	1868	0.60	\$196.00*
GeForce 8600 GTS	153	1777	0.63	\$241.99*
GeForce 8600M GS	70	2018	NA	NA
GeForce 8600M GT	90	1960	0.83	\$108.10*
GeForce 8700M GT	124	1846	NA	NA
GeForce 8800 GS	330	1602	NA	NA
GeForce 8800 GT	507	1431	7.25	\$69.99*
GeForce 8800 GTS	444	1505	5.56	\$79.99*
GeForce 8800 GTS 512	595	1326	NA	NA

Videocard Name	Passmark G3D Mark (higher is better)	Rank (lower is better)	Videocard Value (higher is better)	Price (USD)
GeForce 8800 Ultra	642	1264	NA	NA
GeForce 8800M GTS	382	1555	NA	NA
GeForce 8800M GTX	462	1484	NA	NA
GeForce 9100	81	1981	NA	NA
GeForce 9100M G	68	2028	NA	NA
GeForce 9200	165	1768	NA	NA
GeForce 9200M GE	143	1795	NA	NA
GeForce 9200M GS	111	1890	NA	NA
GeForce 9300	126	1841	2.15	\$59.00*
GeForce 9300 / nForce 730i	128	1832	NA	NA
GeForce 9300 GE	77	1996	3.36	\$22.99*
GeForce 9300 GS	102	1918	1.71	\$59.95*
GeForce 9300 SE	81	1985	NA	NA
GeForce 9300GE	97	1937	1.01	\$97.20*
GeForce 9300M G	84	1972	NA	NA
GeForce 9300M GS	89	1961	2.07	\$43.42*
GeForce 9400	98	1930	NA	NA
GeForce 9400 GT	101	1925	0.63	\$159.99*
GeForce 9400M	67	2031	NA	NA
GeForce 9400M G	67	2032	NA	NA
GeForce 9450	104	1907	NA	NA
GeForce 9500 GS	151	1780	NA	NA
GeForce 9500 GT	136	1816	1.58	\$85.99*
GeForce 9500M	103	1913	1.02	\$101.20*
GeForce 9500M G	121	1855	NA	NA
GeForce 9500M GS	102	1919	NA	NA
GeForce 9600 GS	281	1649	NA	NA
GeForce 9600 GSO	339	1595	6.79	\$49.99*
GeForce 9600 GSO 512	329	1604	NA	NA
GeForce 9600 GT	496	1445	7.64	\$64.99*
GeForce 9600M GS	117	1865	NA	NA
GeForce 9600M GT	137	1810	1.76	\$78.20*
GeForce 9600M GT / GeForce GT 220M	293	1633	NA	NA

Videocard Name	Passmark G3D Mark (higher is better)	Rank (lower is better)	Videocard Value (higher is better)	Price (USD)
GeForce 9650M GT	137	1813	1.17	\$117.30*
GeForce 9700M GT	208	1719	NA	NA
GeForce 9700M GTS	278	1651	NA	NA
Videocard Name	Passmark G3D Mark (higher is better)	Rank (lower is better)	Videocard Value (higher is better)	Price (USD)
GeForce 9800 GT	473	1466	6.32	\$74.99*
GeForce 9800 GT 1024MB	134	1821	NA	NA
GeForce 9800 GTX	769	1137	10.26	\$74.99*
GeForce 9800 GTX+	506	1435	NA	NA
GeForce 9800 GTX/9800 GTX+	608	1310	6.76	\$89.99*
GeForce 9800 GX2	797	1110	4.09	\$195.00*
GeForce 9800 S	635	1269	NA	NA
GeForce 9800M GS	460	1487	NA	NA
GeForce 9800M GT	381	1557	NA	NA
GeForce 9800M GTS	401	1547	NA	NA
GeForce 9800M GTX	454	1493	1.38	\$328.50*
GeForce FX 5100	7	2253	NA	NA
GeForce FX 5200	7	2256	0.06	\$129.00*
GeForce FX 5200 Ultra	12	2233	NA	NA
GeForce FX 5200LE	7	2259	0.16	\$42.99*
GeForce FX 5200SE	11	2235	NA	NA
GeForce FX 5500	8	2248	0.05	\$153.97*
GeForce FX 5600	12	2231	NA	NA
GeForce FX 5600 Ultra	17	2222	NA	NA
GeForce FX 5600XT	9	2244	NA	NA
GeForce FX 5700	40	2117	NA	NA
GeForce FX 5700 Ultra	34	2152	NA	NA
GeForce FX 5700LE	24	2197	NA	NA
GeForce FX 5700VE	33	2160	NA	NA
GeForce FX 5900	34	2149	NA	NA
GeForce FX 5900 Ultra	41	2116	NA	NA
GeForce FX 5900XT	40	2122	NA	NA
GeForce FX 5900ZT	32	2164	NA	NA

[CPU Benchmarks](#)[Video Card Benchmarks](#)[Hard Drive Benchmarks](#)[RAM](#)[PC Systems](#)[Android](#)[iOS / iPhone](#)

Videocard Name	Passmark G3D Mark (higher is better)	Rank (lower is better)	Videocard Value (higher is better)	Price (USD)
GeForce FX Go5300	12	2232	NA	NA
GeForce FX Go5650	16	2223	NA	NA
GeForce FX Go5700	51	2077	NA	NA
GeForce FX Go 5200	8	2246	NA	NA
GeForce FX Go 5600	17	2220	NA	NA
GeForce G100	123	1848	6.20	\$19.99*
GeForce G102M	151	1781	NA	NA
GeForce G105M	105	1906	NA	NA
GeForce G200	136	1817	NA	NA
GeForce G205M	91	1957	NA	NA
GeForce G210	98	1931	0.80	\$122.12*
GeForce G210M	115	1876	NA	NA
GeForce G 103M	63	2045	NA	NA
GeForce G 105M	64	2043	NA	NA
GeForce Go 6100	17	2219	NA	NA
GeForce Go 6150	19	2212	NA	NA
GeForce Go 6200	15	2226	NA	NA
GeForce Go 6400	24	2198	NA	NA
GeForce Go 6600	69	2021	NA	NA
GeForce Go 6600 TE/6200 TE	44	2102	NA	NA
Videocard Name	Passmark G3D Mark (higher is better)	Rank (lower is better)	Videocard Value (higher is better)	Price (USD)
GeForce Go 6800	106	1903	NA	NA
GeForce Go 6800 Ultra	137	1809	NA	NA
GeForce Go 7200	45	2100	NA	NA
GeForce Go 7300	52	2073	NA	NA
GeForce Go 7400	65	2040	NA	NA
GeForce Go 7600	127	1838	NA	NA
GeForce Go 7600 GT	210	1715	NA	NA
GeForce Go 7700	147	1790	NA	NA
GeForce Go 7800	114	1879	NA	NA
GeForce Go 7800 GTX	209	1717	NA	NA
GeForce Go 7900 GS	176	1755	NA	NA

Videocard Name	Passmark G3D Mark (higher is better)	Rank (lower is better)	Videocard Value (higher is better)	Price (USD)
GeForce Go 7950 GTX	263	1662	NA	NA
GeForce GPU	1205	870	NA	NA
GeForce GT625M	493	1448	NA	NA
GeForce GT 120	168	1764	5.63	\$29.99*
GeForce GT 120 / 9500 GT	324	1608	NA	NA
GeForce GT 120M	159	1771	NA	NA
GeForce GT 130	381	1558	2.52	\$151.34*
GeForce GT 130M	146	1792	NA	NA
GeForce GT 140	657	1247	NA	NA
GeForce GT 220	213	1711	5.33	\$39.99*
GeForce GT 220M	121	1854	NA	NA
GeForce GT 230	323	1610	7.35	\$43.99*
GeForce GT 230M	200	1730	NA	NA
GeForce GT 240	528	1408	3.28	\$160.97*
GeForce GT 240M	203	1727	NA	NA
GeForce GT 320	453	1494	13.88	\$32.69*
GeForce GT 320M	105	1904	NA	NA
GeForce GT 325M	169	1763	NA	NA
GeForce GT 330	414	1530	10.36	\$39.99*
GeForce GT 330M	208	1720	NA	NA
GeForce GT 335M	407	1539	NA	NA
GeForce GT 340	738	1170	13.93	\$52.99*
GeForce GT 415	251	1677	NA	NA
GeForce GT 415M	286	1643	NA	NA
GeForce GT 420	413	1531	2.67	\$155.00*
GeForce GT 420M	417	1529	NA	NA
GeForce GT 425M	523	1413	NA	NA
GeForce GT 430	596	1323	4.26	\$139.99*
GeForce GT 435M	519	1419	NA	NA
GeForce GT 440	777	1128	3.45	\$225.00*
GeForce GT 445M	843	1069	NA	NA
GeForce GT 520	302	1623	1.00	\$304.00*
GeForce GT 520M	282	1648	9.42	\$29.95*

Videocard Name	Passmark G3D Mark (higher is better)	Rank (lower is better)	Videocard Value (higher is better)	Price (USD)
GeForce GT 525M	460	1489	NA	NA
GeForce GT 530	684	1219	13.98	\$49.00*
GeForce GT 540M	488	1451	5.56	\$87.95*
Videocard Name	Passmark G3D Mark (higher is better)	Rank (lower is better)	Videocard Value (higher is better)	Price (USD)
GeForce GT 545	1094	918	19.69	\$55.59*
GeForce GT 550M	583	1344	NA	NA
GeForce GT 555M	662	1239	3.74	\$177.20*
GeForce GT 610	301	1624	2.15	\$139.99*
GeForce GT 610M / GT 620M / GT 710M / GT 720M / GT	368	1566	NA	NA
GeForce GT 620	362	1575	2.35	\$154.00*
GeForce GT 620M	441	1508	NA	NA
GeForce GT 625	341	1589	NA	NA
GeForce GT 625M	451	1499	NA	NA
GeForce GT 630	684	1220	4.66	\$147.01*
GeForce GT 630M	547	1383	NA	NA
GeForce GT 635	839	1071	12.55	\$66.94*
GeForce GT 635M	567	1366	NA	NA
GeForce GT 640	1184	879	10.77	\$109.99*
GeForce GT 640M	912	1021	NA	NA
GeForce GT 640M LE	669	1232	0.79	\$849.99*
GeForce GT 645	2005	643	NA	NA
GeForce GT 645M	917	1016	NA	NA
GeForce GT 650M	1207	867	NA	NA
GeForce GT 705	336	1597	1.13	\$296.76*
GeForce GT 710	633	1274	2.53	\$249.99*
GeForce GT 710M	447	1502	NA	NA
GeForce GT 720	611	1304	6.12	\$99.99*
GeForce GT 720A	600	1318	NA	NA
GeForce GT 720M	466	1476	NA	NA
GeForce GT 730	825	1087	7.50	\$109.99*
GeForce GT 730A	742	1166	NA	NA
GeForce GT 730M	822	1090	NA	NA

Videocard Name	Passmark G3D Mark (higher is better)	Rank (lower is better)	Videocard Value (higher is better)	Price (USD)
GeForce GT 740	1546	763	6.53	\$236.99*
GeForce GT 740A	667	1233	NA	NA
GeForce GT 740M	788	1116	NA	NA
GeForce GT 745A	1201	874	NA	NA
GeForce GT 745M	1088	922	NA	NA
GeForce GT 750M	1304	834	NA	NA
GeForce GT 755M	1648	735	NA	NA
GeForce GT 820M	584	1343	NA	NA
GeForce GT 1030	2494	543	24.49	\$101.84
GeForce GTS 150M	504	1438	NA	NA
GeForce GTS 160M	678	1225	NA	NA
GeForce GTS 240	592	1331	9.12	\$64.99*
GeForce GTS 250	616	1297	8.81	\$69.99*
GeForce GTS 250M	569	1364	NA	NA
GeForce GTS 350M	407	1536	NA	NA
GeForce GTS 360M	666	1234	NA	NA
GeForce GTS 450	1337	823	16.72	\$79.99*
GeForce GTX 260	1226	861	15.34	\$79.99*
GeForce GTX 260M	388	1553	NA	NA
GeForce GTX 275	1417	804	3.28	\$431.72*
Videocard Name	Passmark G3D Mark (higher is better)	Rank (lower is better)	Videocard Value (higher is better)	Price (USD)
GeForce GTX 280	1244	849	2.38	\$522.78*
GeForce GTX 280M	575	1354	NA	NA
GeForce GTX 285	1540	766	12.84	\$119.99*
GeForce GTX 285M	650	1253	NA	NA
GeForce GTX 295	1188	878	7.43	\$159.99*
GeForce GTX 460	2269	590	25.22	\$89.99*
GeForce GTX 460 SE	2011	638	12.57	\$159.99*
GeForce GTX 460 v2	1927	660	9.64	\$199.99*
GeForce GTX 460M	1231	859	NA	NA
GeForce GTX 465	2683	514	13.76	\$195.00*
GeForce GTX 470	3065	470	51.10	\$59.99*

	Videocard Name	Passmark G3D Mark (higher is better)	Rank (lower is better)	Videocard Value (higher is better)	Price (USD)	
CPU Benchmarks	Video Card Benchmarks	Hard Drive Benchmarks	RAM	PC Systems	Android	iOS / iPhone
	GeForce GTX 480	4042	384	23.78	\$169.99*	
	GeForce GTX 480M	1617	745	NA	NA	
	GeForce GTX 485M	2359	561	NA	NA	
	GeForce GTX 550 Ti	1532	770	15.32	\$99.99*	
	GeForce GTX 555	1566	757	NA	NA	
	GeForce GTX 560	2714	504	13.24	\$205.00*	
	GeForce GTX 560 SE	1914	666	21.27	\$89.99*	
	GeForce GTX 560 Ti	3023	473	23.26	\$129.99*	
	GeForce GTX 560M	1232	856	NA	NA	
	GeForce GTX 570	3914	392	26.10	\$149.99*	
	GeForce GTX 570M	1874	674	NA	NA	
	GeForce GTX 580	4534	353	32.41	\$139.92*	
	GeForce GTX 580M	2074	623	8.34	\$248.68*	
	GeForce GTX 590	3341	445	7.68	\$435.00*	
	GeForce GTX 645	1869	676	NA	NA	
	GeForce GTX 650	1753	710	15.94	\$109.98*	
	GeForce GTX 650 Ti	2530	536	27.20	\$93.05*	
	GeForce GTX 650 Ti BOOST	3325	447	NA	NA	
	GeForce GTX 660	3990	387	23.76	\$167.95*	
	GeForce GTX 660 Ti	4363	364	30.30	\$144.00*	
	GeForce GTX 660M	1433	799	18.15	\$78.99*	
	GeForce GTX 670	5299	300	27.32	\$193.98*	
	GeForce GTX 670M	1746	715	NA	NA	
	GeForce GTX 670MX	1906	667	NA	NA	
	GeForce GTX 675M	1943	658	NA	NA	
	GeForce GTX 675MX	2657	518	NA	NA	
	GeForce GTX 680	5527	291	13.85	\$399.00*	
	GeForce GTX 680M	3175	458	23.35	\$135.99*	
	GeForce GTX 680M KY Bullet Edition	3568	421	NA	NA	
	GeForce GTX 680MX	4142	380	NA	NA	
	GeForce GTX 690	5557	289	19.78	\$280.99*	
	GeForce GTX 745	2151	609	7.55	\$284.95*	
	GeForce GTX 750	3351	442	41.90	\$79.99*	

Videocard Name	Passmark G3D Mark (higher is better)	Rank (lower is better)	Videocard Value (higher is better)	Price (USD)
GeForce GTX 760	4771	340	32.02	\$149.00*
GeForce GTX 760 Ti	5145	314	17.30	\$297.50*
GeForce GTX 760 Ti OEM	5427	293	NA	NA
Videocard Name	Passmark G3D Mark (higher is better)	Rank (lower is better)	Videocard Value (higher is better)	Price (USD)
GeForce GTX 760A	1295	837	NA	NA
GeForce GTX 760M	1697	726	NA	NA
GeForce GTX 765M	1989	647	10.68	\$186.30*
GeForce GTX 770	5878	273	23.61	\$249.00*
GeForce GTX 770M	2787	492	20.20	\$138.00*
GeForce GTX 775M	4271	372	NA	NA
GeForce GTX 780	8029	209	28.68	\$279.99*
GeForce GTX 780 Ti	9435	170	27.75	\$339.99*
GeForce GTX 780M	3794	404	7.60	\$499.00*
GeForce GTX 850A	1049	939	NA	NA
GeForce GTX 850M	2534	534	NA	NA
GeForce GTX 850M - MODDED	1091	920	NA	NA
GeForce GTX 860M	3037	471	26.65	\$114.00*
GeForce GTX 870M	3464	430	NA	NA
GeForce GTX 880M	3764	405	NA	NA
GeForce GTX 950	5340	299	37.61	\$141.99*
GeForce GTX 950A	2523	539	NA	NA
GeForce GTX 950M	2599	526	4.58	\$567.00*
GeForce GTX 960	6024	268	35.02	\$172.00*
GeForce GTX 960A	2410	556	NA	NA
GeForce GTX 960M	3403	436	2.91	\$1,169.00*
GeForce GTX 965M	3730	409	NA	NA
GeForce GTX 970	9641	164	40.51	\$237.99*
GeForce GTX 970M	5731	279	27.29	\$209.99*
GeForce GTX 970XM FORCE	6706	249	NA	NA
GeForce GTX 980	11149	144	45.08	\$247.35*
GeForce GTX 980 Ti	13883	96	17.44	\$796.15
GeForce GTX 980M	7345	234	25.33	\$289.99*

[CPU Benchmarks](#)[Video Card Benchmarks](#)[Hard Drive Benchmarks](#)[RAM](#)[PC Systems](#)[Android](#)[iOS / iPhone](#)

Videocard Name	Passmark G3D Mark (higher is better)	Rank (lower is better)	Videocard Value (higher is better)	Price (USD)
GeForce GTX 1050 3GB	5142	315	NA	NA
GeForce GTX 1050 (Mobile)	4461	359	NA	NA
GeForce GTX 1050 Ti	6295	260	30.51	\$206.31
GeForce GTX 1050 Ti (Mobile)	5918	272	NA	NA
GeForce GTX 1050 Ti with Max-Q Design	5386	296	NA	NA
GeForce GTX 1050 with Max-Q Design	3856	398	NA	NA
GeForce GTX 1060	10071	158	35.97	\$279.99*
GeForce GTX 1060 3GB	9743	161	36.09	\$269.99*
GeForce GTX 1060 5GB	8909	184	18.26	\$487.99*
GeForce GTX 1060 (Mobile)	8160	203	NA	NA
GeForce GTX 1060 with Max-Q Design	7922	214	NA	NA
GeForce GTX 1070	13517	105	27.69	\$488.09*
GeForce GTX 1070 (Mobile)	10465	150	NA	NA
GeForce GTX 1070 Ti	14696	88	25.78	\$569.99
GeForce GTX 1070 with Max-Q Design	10085	157	NA	NA
GeForce GTX 1080	15477	79	34.95	\$442.79*
GeForce GTX 1080 Ti	18519	49	38.28	\$483.82*
GeForce GTX 1080 with Max-Q Design	11547	138	NA	NA
GeForce GTX 1630	5050	322	34.83	\$144.99
GeForce GTX 1650	7850	217	50.65	\$154.99
Videocard Name	Passmark G3D Mark (higher is better)	Rank (lower is better)	Videocard Value (higher is better)	Price (USD)
GeForce GTX 1650 (Mobile)	6968	241	NA	NA
GeForce GTX 1650 SUPER	10108	154	35.42	\$285.38*
GeForce GTX 1650 Ti	7540	228	NA	NA
GeForce GTX 1650 Ti with Max-Q Design	6381	258	NA	NA
GeForce GTX 1650 with Max-Q Design	6045	267	NA	NA
GeForce GTX 1660	11745	137	51.07	\$229.99
GeForce GTX 1660 SUPER	12811	118	51.01	\$251.14
GeForce GTX 1660 Ti	12948	114	25.80	\$501.90
GeForce GTX 1660 Ti (Mobile)	10173	153	NA	NA
GeForce GTX 1660 Ti with Max-Q Design	8687	190	NA	NA
GeForce GTX Titan	8204	200	11.01	\$745.00*

Videocard Name	Passmark G3D Mark (higher is better)	Rank (lower is better)	Videocard Value (higher is better)	Price (USD)
GeForce GTX TITAN X	13144	111	11.98	\$1,096.99*
GeForce GTX TITAN Z	8986	182	5.93	\$1,515.00*
GeForce MX110	1454	791	NA	NA
GeForce MX130	1868	677	NA	NA
GeForce MX150	2289	582	38.61	\$59.29*
GeForce MX230	1837	689	NA	NA
GeForce MX250	2456	548	NA	NA
GeForce MX330	2493	544	NA	NA
GeForce MX350	2825	487	NA	NA
GeForce MX450	3711	410	NA	NA
GeForce MX550	4540	351	NA	NA
GeForce MX570	5773	278	NA	NA
GeForce MX570 A	6096	266	NA	NA
GeForce PCX 5300	6	2269	NA	NA
GeForce PCX 5750	34	2147	NA	NA
GeForce PCX 5900	34	2153	NA	NA
GeForce RTX 2050	6810	248	NA	NA
GeForce RTX 2060	14102	92	70.52	\$199.99
GeForce RTX 2060 12GB	15891	71	NA	NA
GeForce RTX 2060 (Mobile)	11354	141	NA	NA
GeForce RTX 2060 SUPER	16611	65	43.10	\$385.45
GeForce RTX 2060 with Max-Q Design	9775	160	NA	NA
GeForce RTX 2070	16179	67	59.93	\$269.99*
GeForce RTX 2070 (Mobile)	12354	128	NA	NA
GeForce RTX 2070 SUPER	18261	51	29.53	\$618.47*
GeForce RTX 2070 Super with Max-Q Design	14023	94	NA	NA
GeForce RTX 2070 with Max-Q Design	11902	133	NA	NA
GeForce RTX 2080	18817	45	23.61	\$797.05*
GeForce RTX 2080 (Mobile)	15107	84	NA	NA
GeForce RTX 2080 SUPER	19579	36	26.42	\$740.99*
GeForce RTX 2080 Super with Max-Q Design	13733	99	NA	NA
GeForce RTX 2080 Ti	21884	22	19.45	\$1,124.99*
GeForce RTX 2080 with Max-Q Design	13190	110	6.28	\$2,099.99*

Videocard Name	Passmark G3D Mark (higher is better)	Rank (lower is better)	Videocard Value (higher is better)	Price (USD)
GeForce RTX 3050 4GB Laptop GPU	6889	244	NA	NA
GeForce RTX 3050 6GB Laptop GPU	9694	163	NA	NA
GeForce RTX 3050 Laptop GPU	9349	172	34.63	\$269.99*
Videocard Name	Passmark G3D Mark (higher is better)	Rank (lower is better)	Videocard Value (higher is better)	Price (USD)
GeForce RTX 3050 OEM	11993	132	NA	NA
GeForce RTX 3050 Ti Laptop GPU	10103	156	NA	NA
GeForce RTX 3060	17215	58	51.39	\$334.99
GeForce RTX 3060 Laptop GPU	13321	108	42.97	\$309.99*
GeForce RTX 3060 Ti	20640	27	52.41	\$393.85
GeForce RTX 3070	22513	21	45.03	\$499.99
GeForce RTX 3070 Laptop GPU	15570	78	NA	NA
GeForce RTX 3070 Ti	23841	17	45.85	\$519.99
GeForce RTX 3070 Ti Laptop GPU	18536	48	NA	NA
GeForce RTX 3080	25447	15	27.36	\$929.99
GeForce RTX 3080 12GB	26846	14	NA	NA
GeForce RTX 3080 Laptop GPU	16689	63	NA	NA
GeForce RTX 3080 Ti	27458	9	24.00	\$1,143.99
GeForce RTX 3080 Ti Laptop GPU	20460	29	NA	NA
GeForce RTX 3090	26982	12	15.30	\$1,762.99
GeForce RTX 3090 Ti	29827	6	17.67	\$1,688.37
GeForce RTX 4050 Laptop GPU	15689	73	NA	NA
GeForce RTX 4060 Laptop GPU	18842	44	NA	NA
GeForce RTX 4070	26852	13	44.75	\$599.99
GeForce RTX 4070 Laptop GPU	19687	34	NA	NA
GeForce RTX 4070 Ti	31985	3	39.98	\$799.99
GeForce RTX 4080	35380	2	31.31	\$1,129.99
GeForce RTX 4080 Laptop GPU	27278	10	NA	NA
GeForce RTX 4090	39543	1	24.89	\$1,589.00
GeForce RTX 4090 Laptop GPU	30509	5	NA	NA
GF117	554	1379	NA	NA
GRID GTX P40-6	4340	367	NA	NA
GRID K1	650	1252	1.65	\$395.00*

CPU Benchmarks

Video Card Benchmarks

Hard Drive Benchmarks

RAM

PC Systems

Android

iOS / iPhone

Videocard Name	Passmark G3D Mark (higher is better)	Rank (lower is better)	Videocard Value (higher is better)	Price (USD)
GRID K120Q	293	1632	NA	NA
GRID K140Q	727	1180	NA	NA
GRID K160Q	628	1282	NA	NA
GRID K180Q	533	1402	NA	NA
GRID K220Q	912	1023	NA	NA
GRID K240Q	2541	533	NA	NA
GRID K260Q	2949	478	NA	NA
GRID K280Q	2839	486	NA	NA
GRID K520	3399	438	22.66	\$149.99*
GRID M6-0B	911	1024	NA	NA
GRID M6-1Q	2069	624	NA	NA
GRID M6-8Q	3568	422	NA	NA
GRID M10-0Q	913	1020	NA	NA
GRID M10-1B	2309	571	NA	NA
GRID M10-1Q	3351	443	NA	NA
GRID M10-2B	2333	567	NA	NA
GRID M10-2Q	2691	510	NA	NA
GRID M10-4Q	2976	475	NA	NA
GRID M10-8Q	2606	523	NA	NA
GRID M60-0B	1838	688	NA	NA
Videocard Name	Passmark G3D Mark (higher is better)	Rank (lower is better)	Videocard Value (higher is better)	Price (USD)
GRID M60-0Q	827	1086	NA	NA
GRID M60-1B	4456	360	NA	NA
GRID M60-1Q	4250	374	NA	NA
GRID M60-2Q	5203	308	NA	NA
GRID M60-4Q	3831	402	NA	NA
GRID M60-8A	5523	292	NA	NA
GRID M60-8Q	3883	395	NA	NA
GRID P6-2Q	3925	390	NA	NA
GRID P6-4Q	4429	362	NA	NA
GRID P40-2B	3354	441	NA	NA
GRID P40-2Q	4023	386	NA	NA

CPU Benchmarks

Video Card Benchmarks

Hard Drive Benchmarks

RAM

PC Systems

Android

iOS / iPhone

Videocard Name	Passmark G3D Mark (higher is better)	Rank (lower is better)	Videocard Value (higher is better)	Price (USD)
GRID P40-4Q	5364	297	NA	NA
GRID P40-6Q	905	1029	NA	NA
GRID P40-24Q	4727	345	NA	NA
GRID P100-1B	2223	596	NA	NA
GRID P100-8Q	3841	400	NA	NA
GRID P100-16Q	5944	270	NA	NA
GRID RTX6000P-6Q	4777	338	NA	NA
GRID T4-1Q	2702	505	NA	NA
GRID T4-2B	2601	525	NA	NA
GRID T4-2Q	3450	432	NA	NA
GRID T4-4Q	3260	450	NA	NA
GRID T4-8Q	4518	355	NA	NA
GRID V100-8Q	16	2224	NA	NA
GRID V100D-8Q	4155	379	NA	NA
GT 430	223	1700	1.56	\$142.88*
Incredible HD	389	1552	NA	NA
Incredible HD 4000	517	1422	NA	NA
Incredible HD 4600	749	1158	NA	NA
Intel 2nd Generation SandyBridge HD	185	1745	NA	NA
Intel 2nd Generation SandyBridge HD 3000	205	1726	NA	NA
Intel 4th Generation Haswell HD	419	1528	NA	NA
Intel 865 Embedded Controller	3	2337	NA	NA
Intel 915G,910G Express	4	2326	NA	NA
Intel 915G/915GV/910GL Embedded Controller Function 0	4	2307	NA	NA
Intel 945G Embedded Chipset Function 0	4	2314	NA	NA
Intel 946GZ Embedded Chipset	3	2352	NA	NA
Intel 946GZ Express	2	2360	NA	NA
Intel 82845G Controller	2	2383	NA	NA
Intel 82845G/GL Controller	2	2372	NA	NA
Intel 82845G/GL/GE/PE/GV Controller	2	2363	NA	NA
Intel 82852/82855 GM/GME Controller	1	2394	NA	NA
Intel 82865G Controller	4	2306	NA	NA

Videocard Name	Passmark G3D Mark (higher is better)	Rank (lower is better)	Videocard Value (higher is better)	Price (USD)
Intel 82915G/915GV/910GL	3	2336	NA	NA
Intel 82915G/GV/910GL Advanced v3.5	2	2371	NA	NA
Intel 82915G/GV/910GL Express	3	2357	NA	NA
Intel 82945G Express	12	2234	NA	NA
Videocard Name	Passmark G3D Mark (higher is better)	Rank (lower is better)	Videocard Value (higher is better)	Price (USD)
Intel 82945G Express-Chipsatzfamilie	8	2251	NA	NA
Intel - Express Chipset G41	56	2066	NA	NA
Intel - Express Chipset Q45/Q43	57	2061	NA	NA
Intel Arc A380	3861	397	NA	NA
Intel Arc A750	8204	201	32.82	\$249.99
Intel Arc A770	8622	192	25.36	\$339.99
Intel Arc A770M	6906	243	NA	NA
Intel B43 Express Chipset	66	2039	NA	NA
Intel Coffee Lake UHD	1158	892	NA	NA
Intel Extreme Controller	1	2385	NA	NA
Intel G33/G31 Express	59	2057	NA	NA
Intel G35 Express	3090	466	NA	NA
Intel G41 Express Chipset	86	1967	NA	NA
Intel G41 Express-Chipsatz	57	2063	NA	NA
Intel G45/G43 Express Chipset	87	1965	NA	NA
Intel G45/G43/G41 Express Chipset	67	2029	NA	NA
Intel G965 Express	262	1664	NA	NA
Intel GMA 3150 Express	2	2378	NA	NA
Intel Haswell HD - GT1	123	1850	NA	NA
Intel Haswell HD - GT2	139	1804	NA	NA
Intel HD 500	298	1627	NA	NA
Intel HD 505	346	1585	NA	NA
Intel HD 510	623	1287	NA	NA
Intel HD 515	630	1278	NA	NA
Intel HD 520	871	1050	NA	NA
Intel HD 530	994	966	NA	NA
Intel HD 610	700	1207	NA	NA

CPU Benchmarks

Video Card Benchmarks

Hard Drive Benchmarks

RAM

PC Systems

Android

iOS / iPhone

Videocard Name	Passmark G3D Mark (higher is better)	Rank (lower is better)	Videocard Value (higher is better)	Price (USD)
Intel HD 630	1114	909	NA	NA
Intel HD 2000	213	1712	NA	NA
Intel HD 3000	256	1671	0.27	\$945.00*
Intel HD 4000	341	1590	0.21	\$1,592.95*
Intel HD 4400	519	1420	NA	NA
Intel HD 4600	631	1276	NA	NA
Intel HD 5000	573	1360	0.92	\$625.00*
Intel HD 5200	830	1085	NA	NA
Intel HD 5300	389	1551	NA	NA
Intel HD 5500	582	1345	NA	NA
Intel HD 5600	639	1265	NA	NA
Intel HD 6000	855	1058	NA	NA
Intel HD Family	456	1490	NA	NA
Intel HD Graphics 620	927	1013	NA	NA
Intel HD manual-15.28-1861	62	2047	NA	NA
Intel HD manual-gen9_2015-133271	165	1767	NA	NA
Intel HD Modded	112	1887	NA	NA
Intel HD P530	1159	891	NA	NA
Intel HD P630	1160	890	NA	NA
Intel HD P3000	286	1641	NA	NA
Intel HD P4000	516	1423	NA	NA
Videocard Name	Passmark G3D Mark (higher is better)	Rank (lower is better)	Videocard Value (higher is better)	Price (USD)
Intel HD P4600	604	1315	NA	NA
Intel HD P4600/P4700	644	1261	NA	NA
Intel Infoshock HD	193	1738	NA	NA
Intel Iris 540	1251	847	NA	NA
Intel Iris 550	1388	809	NA	NA
Intel Iris 650	1432	801	NA	NA
Intel Iris 5100	751	1155	NA	NA
Intel Iris 6100	907	1027	NA	NA
Intel Iris Plus	1827	692	NA	NA
Intel Iris Plus 640	1344	821	NA	NA

[CPU Benchmarks](#)

[Video Card Benchmarks](#)

[Hard Drive Benchmarks](#)

[RAM](#)

[PC Systems](#)

[Android](#)

[iOS / iPhone](#)

	Videocard Name	Passmark G3D Mark (higher is better)	Rank (lower is better)	Videocard Value (higher is better)	Price (USD)	
CPU Benchmarks	Video Card Benchmarks	Hard Drive Benchmarks	RAM	PC Systems	Android	iOS / iPhone
	Intel Iris Plus 650	1575	755	NA	NA	
	Intel Iris Plus 655	1756	709	NA	NA	
	Intel Iris Pro 580	1987	648	NA	NA	
	Intel Iris Pro 5200	1206	868	NA	NA	
	Intel Iris Pro 6100	925	1014	NA	NA	
	Intel Iris Pro Graphics 6200	1437	796	NA	NA	
	Intel Iris Pro P580	2168	606	NA	NA	
	Intel Iris Pro P6300	1625	742	NA	NA	
	Intel Iris Xe	2690	512	NA	NA	
	Intel Iris Xe MAX	2009	641	NA	NA	
	Intel Iris Xe MAX 100	1924	661	NA	NA	
	Intel Media Accelerator	32	2162	NA	NA	
	Intel Media Accelerator 500	3	2344	NA	NA	
	Intel Media Accelerator 600	6	2260	NA	NA	
	Intel Media Accelerator 3150	2	2362	NA	NA	
	Intel Media Accelerator HD	100	1927	NA	NA	
	Intel Poison Ivy	738	1169	NA	NA	
	Intel Q33 Express	5	2281	NA	NA	
	Intel Q35 Embedded	8	2247	NA	NA	
	Intel Q35 Express	101	1922	NA	NA	
	Intel Q45/Q43 Express Chipset	153	1776	NA	NA	
	Intel Q45/Q43 Express-Chipsatz	57	2064	NA	NA	
	Intel Q965/Q963 Express	229	1695	NA	NA	
	Intel Skylake HD DT GT2	576	1352	NA	NA	
	Intel UHD Graphics	1480	786	NA	NA	
	Intel UHD Graphics 600	326	1607	NA	NA	
	Intel UHD Graphics 605	368	1567	NA	NA	
	Intel UHD Graphics 610	723	1182	NA	NA	
	Intel UHD Graphics 615	764	1140	NA	NA	
	Intel UHD Graphics 617	887	1039	NA	NA	
	Intel UHD Graphics 620	1036	945	NA	NA	
	Intel UHD Graphics 630	1259	845	NA	NA	
	Intel UHD Graphics 710	1102	912	NA	NA	

Videocard Name	Passmark G3D Mark (higher is better)	Rank (lower is better)	Videocard Value (higher is better)	Price (USD)
Intel UHD Graphics 750	1749	712	NA	NA
Intel UHD Graphics 770	1806	697	NA	NA
Intel UHD Graphics P630	2297	576	NA	NA
Intel UHD Graphics P750	1726	717	NA	NA
Videocard Name	Passmark G3D Mark (higher is better)	Rank (lower is better)	Videocard Value (higher is better)	Price (USD)
Intel US15 Embedded Media and Controller	7	2257	NA	NA
ION	84	1975	0.37	\$229.99*
ION LE	97	1936	NA	NA
M860G with Mobility Radeon 4100	75	1999	NA	NA
M880G with Mobility Radeon HD 4200	92	1951	NA	NA
M880G with Mobility Radeon HD 4225	71	2010	NA	NA
M880G with Mobility Radeon HD 4250	104	1911	NA	NA
Master X3100 Driver	10	2239	NA	NA
Matrox C420 LP PCIe x16	598	1321	NA	NA
Matrox C680 PCIe x16	1903	668	NA	NA
Matrox C900 PCIe x16	1812	696	NA	NA
Matrox G200e WDDM 1.2	59	2054	NA	NA
Matrox G200e WDDM 2.0	106	1901	NA	NA
Matrox G200eh	40	2119	NA	NA
Matrox G200eh WDDM 1.2	51	2074	NA	NA
Matrox G200eh WDDM 2.0	46	2096	NA	NA
Matrox G200eR	36	2138	NA	NA
Matrox G200eR WDDM 1.2	45	2099	NA	NA
Matrox G200eR WDDM 2.0	67	2030	NA	NA
Matrox G200eW	39	2124	NA	NA
Matrox G200eW3 WDDM 2.0	94	1945	NA	NA
Matrox G200eW WDDM 1.2	50	2084	NA	NA
Matrox M9120 PCIe x16	19	2211	NA	NA
Matrox M9120 Plus LP PCIe x16	25	2189	NA	NA
Matrox M9125 PCIe x16	25	2190	NA	NA
Matrox M9128 LP PCIe x16	31	2167	NA	NA
Matrox M9138 LP PCIe x16	42	2111	NA	NA

CPU Benchmarks

Video Card Benchmarks

Hard Drive Benchmarks

RAM

PC Systems

Android

iOS / iPhone

Videocard Name	Passmark G3D Mark (higher is better)	Rank (lower is better)	Videocard Value (higher is better)	Price (USD)
Matrox M9148 LP PCIe x16	40	2121	NA	NA
Matrox Millennium P650 PCIe 128	5	2289	NA	NA
Matrox Millennium P690 PCIe x16	366	1568	NA	NA
Matrox Millennium P690 Plus LP PCIe x16	6	2262	NA	NA
Matrox Parhelia 128MB	3	2346	0.01	\$393.99*
Matrox Parhelia 256MB	9	2241	NA	NA
Matrox Parhelia APVe	5	2282	NA	NA
MEDION RADEON 9800 XXL	71	2009	NA	NA
MEDION RADEON X740XL	94	1944	NA	NA
MIRRORV3	1080	924	NA	NA
Mobile Intel965 Express	17	2221	NA	NA
Mobile Intel 4 Express-Chipsatzfamilie	44	2105	NA	NA
Mobile Intel 45 Express	43	2107	NA	NA
Mobile Intel 45 Express-Chipsatzfamilie	117	1867	NA	NA
Mobile Intel 915GM/GMS/910GML Express	1	2388	NA	NA
Mobile Intel 945 Express	1	2389	NA	NA
Mobile Intel 945GM Express	5	2276	NA	NA
Mobile Intel 945GM/GU Express	5	2290	NA	NA
Mobile Intel 965 Express	51	2080	NA	NA
Mobile Intel 965 Express - BR-0907-0461 v1839	8	2249	NA	NA
Mobile Intel 965 Express-Chipsatzfamilie	24	2199	NA	NA
Videocard Name	Passmark G3D Mark (higher is better)	Rank (lower is better)	Videocard Value (higher is better)	Price (USD)
Mobile Intel - famiglia Express Chipset 45	38	2129	NA	NA
Mobile Intel HD	284	1645	0.59	\$479.98*
Mobile Intel serie 4 Express	44	2104	NA	NA
MOBILITY FIREGL 7800	4	2303	NA	NA
MOBILITY FIREGL T2	40	2118	NA	NA
MOBILITY FIREGL T2/T2e	33	2156	NA	NA
MOBILITY FireGL V3200	62	2048	NA	NA
MOBILITY FireGL V5000	81	1984	NA	NA
MOBILITY FireGL V5200	44	2101	NA	NA
MOBILITY FireGL V5250	27	2181	NA	NA

Videocard Name	Passmark G3D Mark (higher is better)	Rank (lower is better)	Videocard Value (higher is better)	Price (USD)
MOBILITY IGP 9000/9100	10	2240	NA	NA
Mobility Radeon 4100	81	1989	NA	NA
MOBILITY RADEON 7000 IGP	6	2268	NA	NA
MOBILITY RADEON 7500	3	2340	NA	NA
MOBILITY RADEON 9000	3	2350	NA	NA
MOBILITY RADEON 9000 IGP	7	2252	NA	NA
MOBILITY RADEON 9000/9100 IGP	5	2280	NA	NA
MOBILITY RADEON 9100 IGP	2	2361	NA	NA
MOBILITY RADEON 9200	3	2359	NA	NA
MOBILITY RADEON 9550	30	2173	NA	NA
MOBILITY RADEON 9600	36	2142	NA	NA
MOBILITY RADEON 9600 PRO TURBO	24	2195	NA	NA
MOBILITY RADEON 9600/9700	39	2127	NA	NA
MOBILITY RADEON 9700	27	2180	NA	NA
MOBILITY RADEON 9800	46	2097	NA	NA
Mobility Radeon HD 530v	174	1756	NA	NA
Mobility Radeon HD 540v	188	1744	NA	NA
Mobility Radeon HD 545v	199	1731	NA	NA
Mobility Radeon HD 550v	266	1661	NA	NA
Mobility Radeon HD 560v	318	1615	NA	NA
Mobility Radeon HD 565v	353	1582	NA	NA
Mobility Radeon HD 2300	50	2082	NA	NA
Mobility Radeon HD 2400	89	1962	NA	NA
Mobility Radeon HD 2400 XT	102	1920	NA	NA
Mobility Radeon HD 2600	167	1765	NA	NA
Mobility Radeon HD 2600 XT	191	1741	NA	NA
Mobility Radeon HD 3400 Serisi	111	1891	NA	NA
Mobility Radeon HD 3410	62	2046	NA	NA
Mobility Radeon HD 3430	98	1934	NA	NA
Mobility Radeon HD 3450	91	1958	NA	NA
Mobility Radeon HD 3470	93	1948	NA	NA
Mobility Radeon HD 3470 Hybrid X2	93	1946	NA	NA
Mobility Radeon HD 3650	129	1831	1.76	\$73.53*

CPU Benchmarks

Video Card Benchmarks

Hard Drive Benchmarks

RAM

PC Systems

Android

iOS / iPhone

Videocard Name	Passmark G3D Mark (higher is better)	Rank (lower is better)	Videocard Value (higher is better)	Price (USD)
Mobility Radeon HD 3850	365	1570	NA	NA
Mobility Radeon HD 3870	547	1384	NA	NA
Mobility Radeon HD 3870 X2	477	1460	NA	NA
Mobility Radeon HD 4200	90	1959	NA	NA
Videocard Name	Passmark G3D Mark (higher is better)	Rank (lower is better)	Videocard Value (higher is better)	Price (USD)
Mobility Radeon HD 4225	66	2038	NA	NA
Mobility Radeon HD 4250	98	1932	NA	NA
Mobility Radeon HD 4270	92	1950	NA	NA
Mobility Radeon HD 4300 Serisi	73	2005	NA	NA
Mobility Radeon HD 4330	135	1819	NA	NA
Mobility Radeon HD 4350	148	1788	NA	NA
Mobility Radeon HD 4550	191	1742	NA	NA
Mobility Radeon HD 4570	135	1818	1.78	\$75.90*
Mobility Radeon HD 4650	401	1546	NA	NA
Mobility Radeon HD 4670	463	1483	NA	NA
Mobility Radeon HD 4830	511	1425	NA	NA
Mobility Radeon HD 4850	866	1054	NA	NA
Mobility Radeon HD 4870	719	1189	NA	NA
Mobility Radeon HD 5000	773	1132	NA	NA
Mobility Radeon HD 5000 Serisi	478	1458	NA	NA
Mobility Radeon HD 5165	284	1646	NA	NA
Mobility Radeon HD 5430	181	1748	NA	NA
Mobility Radeon HD 5450	214	1709	NA	NA
Mobility Radeon HD 5470	236	1690	NA	NA
Mobility Radeon HD 5570	544	1391	NA	NA
Mobility Radeon HD 5650	450	1500	NA	NA
Mobility Radeon HD 5730	498	1440	NA	NA
Mobility Radeon HD 5850	763	1142	NA	NA
Mobility Radeon HD 5870	1092	919	NA	NA
Mobility Radeon HD serie 4200	96	1941	NA	NA
MOBILITY RADEON X300	33	2155	NA	NA
MOBILITY RADEON X600	50	2083	NA	NA

CPU Benchmarks

Video Card Benchmarks

Hard Drive Benchmarks

RAM

PC Systems

Android

iOS / iPhone

Videocard Name	Passmark G3D Mark (higher is better)	Rank (lower is better)	Videocard Value (higher is better)	Price (USD)
MOBILITY RADEON X700	66	2034	NA	NA
MOBILITY RADEON X700 XL	59	2051	NA	NA
Mobility Radeon X1300	39	2125	NA	NA
Mobility Radeon X1350	39	2123	NA	NA
Mobility Radeon X1400	42	2108	NA	NA
Mobility Radeon X1450	33	2159	NA	NA
Mobility Radeon X1600	92	1953	NA	NA
Mobility Radeon X1700	104	1909	NA	NA
MOBILITY RADEON X1800	130	1829	NA	NA
Mobility Radeon X1900	134	1820	NA	NA
Mobility Radeon X2300	48	2090	NA	NA
Mobility Radeon X2300 HD	48	2089	NA	NA
Mobility Radeon X2500	81	1983	NA	NA
MOBILITY RADEON XPRESS 200	27	2184	NA	NA
Mobility Radeon. HD 5470	215	1708	NA	NA
MOBILITY/RADEON 9000	4	2323	NA	NA
MONSTER GeForce GTX 675M	2637	521	NA	NA
MxGPU	1826	693	NA	NA
N16P-GX	1204	871	NA	NA
N18E-Q1	2525	538	NA	NA
nForce 750a SLI	83	1979	NA	NA
Videocard Name	Passmark G3D Mark (higher is better)	Rank (lower is better)	Videocard Value (higher is better)	Price (USD)
nForce 760i SLI	140	1802	NA	NA
nForce 780a SLI	92	1954	NA	NA
nForce 980a/780a SLI	81	1986	NA	NA
NV44	15	2225	NA	NA
NVIDIA A10	20590	28	NA	NA
NVIDIA A10G	18723	46	NA	NA
NVIDIA A40	9169	176	NA	NA
NVIDIA GeForce3 Ti200	5	2278	NA	NA
NVIDIA TITAN X	13659	101	22.46	\$608.10*
NVIDIA TITAN Xp	18708	47	11.37	\$1,645.00*

Videocard Name	Passmark G3D Mark (higher is better)	Rank (lower is better)	Videocard Value (higher is better)	Price (USD)
NVS 310	242	1684	3.91	\$62.06*
NVS 315	288	1638	4.12	\$69.99*
NVS 510	721	1187	2.82	\$255.53*
NVS 810	1161	888	1.86	\$624.99*
NVS 2100M	139	1805	NA	NA
NVS 3100M	114	1878	NA	NA
NVS 4200M	260	1667	0.65	\$399.00*
NVS 5100M	189	1743	NA	NA
NVS 5200M	521	1416	NA	NA
NVS 5400M	634	1272	NA	NA
OPAL XT/GL	1053	937	NA	NA
P106-090	2342	566	NA	NA
P106-100	5859	275	NA	NA
PHDGD Ivy 4	374	1563	NA	NA
PHDGD Ivy 5	445	1504	NA	NA
PHDGD Quantic C3	116	1869	NA	NA
PHDGD Sapphire GR for Mobile Intel 965	25	2188	NA	NA
PHDGD Solo 1.2.0 x86	11	2238	NA	NA
PHDGD Solo 2 x64	20	2210	NA	NA
Q12U-1	5164	312	NA	NA
Quadro2 MXR/EX	4	2313	NA	NA
Quadro2 Pro	1	2396	NA	NA
Quadro4 380 XGL	6	2263	NA	NA
Quadro4 900 XGL	4	2296	NA	NA
Quadro4 980 XGL	5	2294	0.01	\$341.43*
Quadro 280 NVS PCIe	5	2277	NA	NA
Quadro 400	148	1787	0.70	\$211.00*
Quadro 410	443	1506	3.44	\$129.00*
Quadro 500M	570	1361	2.07	\$275.14*
Quadro 600	546	1386	7.19	\$76.00*
Quadro 1000M	579	1348	10.63	\$54.50*
Quadro 1100M	755	1152	NA	NA
Quadro 2000	942	1000	4.42	\$213.23*

Videocard Name	Passmark G3D Mark (higher is better)	Rank (lower is better)	Videocard Value (higher is better)	Price (USD)
Quadro 2000D	975	980	6.96	\$140.00*
Quadro 2000M	780	1124	3.40	\$229.74*
Quadro 2100M	1100	915	NA	NA
Quadro 3000M	1007	958	14.40	\$69.99*
Videocard Name	Passmark G3D Mark (higher is better)	Rank (lower is better)	Videocard Value (higher is better)	Price (USD)
Quadro 4000	1487	782	1.42	\$1,049.99*
Quadro 4000M	1316	827	5.67	\$232.06*
Quadro 5000	1918	664	0.80	\$2,403.53
Quadro 5000M	2059	627	NA	NA
Quadro 5010M	1771	707	7.51	\$235.95*
Quadro 6000	2691	511	0.66	\$4,092.38*
Quadro 7000	3505	425	NA	NA
Quadro CX	947	996	6.32	\$149.95*
Quadro FX 350	85	1968	NA	NA
Quadro FX 350M	44	2103	NA	NA
Quadro FX 360M	86	1966	NA	NA
Quadro FX 370	83	1978	0.67	\$125.00*
Quadro FX 370 Low Profile	102	1916	NA	NA
Quadro FX 370 LP	108	1899	NA	NA
Quadro FX 370M	93	1949	NA	NA
Quadro FX 380	131	1826	1.81	\$72.50*
Quadro FX 380 LP	130	1828	NA	NA
Quadro FX 380M	120	1856	NA	NA
Quadro FX 500/600 PCI	14	2227	NA	NA
Quadro FX 500/FX 600	7	2255	NA	NA
Quadro FX 540	80	1991	1.35	\$59.99*
Quadro FX 550	63	2044	0.22	\$287.82*
Quadro FX 560	113	1882	0.76	\$150.25*
Quadro FX 570	228	1696	1.99	\$115.00*
Quadro FX 570M	104	1912	NA	NA
Quadro FX 580	151	1779	1.17	\$130.00*
Quadro FX 770M	170	1762	0.32	\$527.00*

[CPU Benchmarks](#)[Video Card Benchmarks](#)[Hard Drive Benchmarks](#)[RAM](#)[PC Systems](#)[Android](#)[iOS / iPhone](#)

Videocard Name	Passmark G3D Mark (higher is better)	Rank (lower is better)	Videocard Value (higher is better)	Price (USD)
Quadro FX 1000	34	2151	NA	NA
Quadro FX 1100	35	2143	0.17	\$212.99*
Quadro FX 1300	34	2150	NA	NA
Quadro FX 1400	124	1847	0.51	\$245.01*
Quadro FX 1500	197	1735	1.71	\$115.01*
Quadro FX 1500M	171	1759	NA	NA
Quadro FX 1600M	131	1827	0.87	\$149.90*
Quadro FX 1700	115	1874	0.33	\$350.14*
Quadro FX 1700M	172	1758	NA	NA
Quadro FX 1800	403	1545	2.99	\$135.00*
Quadro FX 1800M	466	1475	NA	NA
Quadro FX 2000	18	2218	NA	NA
Quadro FX 2500M	217	1705	12.45	\$17.50*
Quadro FX 2700	543	1393	NA	NA
Quadro FX 2700M	346	1586	3.46	\$99.95*
Quadro FX 2800M	422	1525	2.22	\$190.00*
Quadro FX 3000	69	2025	0.41	\$166.61*
Quadro FX 3400/4400	104	1910	NA	NA
Quadro FX 3450	148	1785	1.24	\$119.99*
Quadro FX 3450/4000 SDI	182	1747	NA	NA
Quadro FX 3500	291	1636	4.23	\$68.98*
Videocard Name	Passmark G3D Mark (higher is better)	Rank (lower is better)	Videocard Value (higher is better)	Price (USD)
Quadro FX 3500M	306	1621	3.06	\$99.99*
Quadro FX 3600M	466	1474	NA	NA
Quadro FX 3700	374	1564	1.76	\$213.27*
Quadro FX 3700M	456	1491	0.49	\$925.00*
Quadro FX 3800	794	1114	3.07	\$259.13*
Quadro FX 3800M	615	1300	NA	NA
Quadro FX 4000	101	1924	NA	NA
Quadro FX 4500	226	1698	1.34	\$169.00*
Quadro FX 4500 X2	236	1691	NA	NA
Quadro FX 4600	429	1515	1.29	\$333.25*

	Videocard Name	Passmark G3D Mark (higher is better)	Rank (lower is better)	Videocard Value (higher is better)	Price (USD)	
CPU Benchmarks	Video Card Benchmarks	Hard Drive Benchmarks	RAM	PC Systems	Android	iOS / iPhone
	Quadro FX 4800	995	965	4.88	\$204.00*	
	Quadro FX 5500	242	1685	0.12	\$1,999.00*	
	Quadro FX 5600	539	1397	1.83	\$295.00*	
	Quadro FX 5800	1219	864	4.45	\$274.00*	
	Quadro FX Go1400	101	1921	NA	NA	
	Quadro GP100	15607	75	NA	NA	
	Quadro GV100	19325	38	2.15	\$8,999.00*	
	Quadro K420	768	1139	2.86	\$269.00*	
	Quadro K510M	610	1308	NA	NA	
	Quadro K600	761	1144	12.64	\$60.24*	
	Quadro K610M	721	1186	3.01	\$240.00*	
	Quadro K620	2239	595	1.10	\$2,029.99*	
	Quadro K620M	1162	887	NA	NA	
	Quadro K1000M	788	1115	11.28	\$69.95*	
	Quadro K1100M	1084	923	3.36	\$322.99*	
	Quadro K1200	2864	483	10.04	\$285.29*	
	Quadro K2000	1561	759	5.31	\$294.00*	
	Quadro K2000D	1577	754	4.64	\$339.99*	
	Quadro K2000M	1017	950	7.06	\$144.04*	
	Quadro K2100M	1355	818	3.26	\$415.99*	
	Quadro K2200	3531	424	13.16	\$268.30*	
	Quadro K2200M	3440	433	27.54	\$124.95*	
	Quadro K3000M	1634	738	4.01	\$407.56*	
	Quadro K3100M	2269	589	5.67	\$399.95*	
	Quadro K4000	2696	508	9.99	\$270.00*	
	Quadro K4000M	1917	665	7.55	\$254.00*	
	Quadro K4100M	2659	517	10.18	\$261.29*	
	Quadro K4200	4320	370	17.35	\$249.00*	
	Quadro K5000	3946	388	15.85	\$249.00*	
	Quadro K5000M	2763	496	5.43	\$508.91*	
	Quadro K5100M	3066	469	2.77	\$1,108.84*	
	Quadro K5200	5938	271	14.31	\$415.00*	
	Quadro K6000	8065	208	38.29	\$210.66*	

Videocard Name	Passmark G3D Mark (higher is better)	Rank (lower is better)	Videocard Value (higher is better)	Price (USD)
Quadro M520	1861	680	NA	NA
Quadro M600M	2145	611	8.52	\$251.99*
Quadro M620	2803	490	NA	NA
Quadro M1000M	2922	479	33.98	\$85.99*
Videocard Name	Passmark G3D Mark (higher is better)	Rank (lower is better)	Videocard Value (higher is better)	Price (USD)
Quadro M1200	3287	449	NA	NA
Quadro M2000	3920	391	14.84	\$264.24*
Quadro M2000M	3434	434	16.11	\$213.16*
Quadro M2200	4323	369	17.29	\$249.99*
Quadro M3000M	5418	294	33.88	\$159.95*
Quadro M4000	6639	251	18.34	\$362.00*
Quadro M4000M	6275	261	24.62	\$254.91*
Quadro M5000	9324	173	18.69	\$499.00*
Quadro M5000M	7017	240	12.83	\$546.92*
Quadro M5500	7915	215	NA	NA
Quadro M6000	11831	136	2.45	\$4,827.53*
Quadro M6000 24GB	11879	134	NA	NA
Quadro NVS 55/280 PCI	6	2271	NA	NA
Quadro NVS 110M	47	2093	NA	NA
Quadro NVS 120M	46	2095	NA	NA
Quadro NVS 130M	97	1940	NA	NA
Quadro NVS 135M	66	2036	NA	NA
Quadro NVS 140M	69	2024	NA	NA
Quadro NVS 150M	70	2016	NA	NA
Quadro NVS 160M	99	1928	NA	NA
Quadro NVS 210S	23	2200	NA	NA
Quadro NVS 210S / GeForce 6150LE	20	2209	NA	NA
Quadro NVS 280 PCI	8	2250	0.06	\$130.00*
Quadro NVS 280 SD	2	2380	NA	NA
Quadro NVS 285	42	2112	0.25	\$169.86*
Quadro NVS 285 128MB	38	2131	0.70	\$55.00*
Quadro NVS 290	207	1722	3.52	\$59.00*

CPU Benchmarks

Video Card Benchmarks

Hard Drive Benchmarks

RAM

PC Systems

Android

iOS / iPhone

Videocard Name	Passmark G3D Mark (higher is better)	Rank (lower is better)	Videocard Value (higher is better)	Price (USD)
Quadro NVS 320M	127	1839	NA	NA
Quadro NVS 420	69	2019	0.47	\$150.00*
Quadro NVS 440	37	2135	0.16	\$228.87*
Quadro NVS 450	61	2049	0.39	\$159.00*
Quadro NVS 510M	253	1674	NA	NA
Quadro P400	1596	751	7.94	\$201.17*
Quadro P500	1528	771	NA	NA
Quadro P520	2086	622	1.39	\$1,499.00*
Quadro P600	3235	453	15.49	\$208.84
Quadro P620	3584	419	8.95	\$400.75
Quadro P1000	4419	363	15.24	\$289.99*
Quadro P2000	7024	239	15.27	\$459.99*
Quadro P2000 with Max-Q Design	5061	320	NA	NA
Quadro P2200	9377	171	20.40	\$459.80*
Quadro P3000	6551	255	NA	NA
Quadro P3200	8773	186	22.54	\$389.30*
Quadro P3200 with Max-Q Design	9163	177	NA	NA
Quadro P4000	11531	139	20.73	\$556.19*
Quadro P4000 with Max-Q Design	9082	179	NA	NA
Quadro P4200	10444	151	NA	NA
Quadro P4200 with Max-Q Design	12406	126	NA	NA
Videocard Name	Passmark G3D Mark (higher is better)	Rank (lower is better)	Videocard Value (higher is better)	Price (USD)
Quadro P5000	12279	129	6.57	\$1,868.99*
Quadro P5200	12846	116	NA	NA
Quadro P5200 with Max-Q Design	12659	121	NA	NA
Quadro P6000	15687	74	4.83	\$3,250.00*
Quadro RTX 3000	11056	145	NA	NA
Quadro RTX 3000 with Max-Q Design	8621	193	NA	NA
Quadro RTX 4000	15472	80	17.21	\$899.00*
Quadro RTX 4000 (Mobile)	12384	127	NA	NA
Quadro RTX 4000 with Max-Q Design	12687	120	NA	NA
Quadro RTX 5000	16175	68	NA	NA

[CPU Benchmarks](#)

[Video Card Benchmarks](#)

[Hard Drive Benchmarks](#)

[RAM](#)

[PC Systems](#)

[Android](#)

[iOS / iPhone](#)

Videocard Name	Passmark G3D Mark (higher is better)	Rank (lower is better)	Videocard Value (higher is better)	Price (USD)
Quadro RTX 5000 with Max-Q Design	13709	100	NA	NA
Quadro RTX 6000	19106	42	3.03	\$6,300.00*
Quadro RTX 8000	19397	37	4.09	\$4,741.49*
Quadro T1000	6582	253	14.89	\$441.99*
Quadro T1000 with Max-Q Design	6665	250	NA	NA
Quadro T2000	7187	237	13.60	\$528.35*
Quadro T2000 with Max-Q Design	6861	246	NA	NA
Qualcomm Adreno 8cx Gen 3	1875	673	NA	NA
Qualcomm Adreno 540 GPU	118	1864	NA	NA
Qualcomm Adreno 618 GPU	122	1853	NA	NA
Qualcomm Adreno 630 GPU	273	1654	NA	NA
Qualcomm Adreno 675 GPU	539	1396	NA	NA
Qualcomm Adreno 680 GPU	610	1307	NA	NA
Qualcomm Adreno 685 GPU	853	1060	NA	NA
Qualcomm Adreno 690 GPU	962	988	NA	NA
QXL KMDOD	18	2213	NA	NA
Radeon 520	861	1057	9.57	\$89.99*
Radeon 530	993	968	NA	NA
Radeon 535	1069	930	NA	NA
Radeon 535DX	813	1098	NA	NA
Radeon 540	1370	815	NA	NA
Radeon 540X	1432	800	NA	NA
Radeon 550X	1415	805	NA	NA
Radeon 620	897	1035	NA	NA
Radeon 625	1105	911	NA	NA
Radeon 630	1244	848	NA	NA
Radeon 2100	59	2052	0.31	\$190.99*
Radeon 3000	98	1933	0.31	\$319.00*
Radeon 3015e	360	1576	NA	NA
Radeon 3020e	478	1459	NA	NA
Radeon 3100	73	2003	0.34	\$214.99*
Radeon 6600M	505	1437	NA	NA
Radeon 6700	14158	91	NA	NA

CPU Benchmarks

Video Card Benchmarks

Hard Drive Benchmarks

RAM

PC Systems

Android

iOS / iPhone

Videocard Name	Passmark G3D Mark (higher is better)	Rank (lower is better)	Videocard Value (higher is better)	Price (USD)
----------------	--------------------------------------	------------------------	------------------------------------	-------------

CPU Benchmarks

Video Card Benchmarks

Hard Drive Benchmarks

RAM

PC Systems

Android

iOS / iPhone

Radeon 7000 / Radeon VE	2	2369	NA	NA
RADEON 7000 / RADEON VE Family	3	2332	NA	NA
RADEON 7200	2	2364	0.00	\$599.99*
RADEON 7500	3	2353	0.02	\$177.25*
Videocard Name	Passmark G3D Mark (higher is better)	Rank (lower is better)	Videocard Value (higher is better)	Price (USD)
RADEON 7500 Family	4	2304	NA	NA
RADEON 8500 Family	6	2264	NA	NA
RADEON 9000	4	2308	NA	NA
RADEON 9000 Family	3	2342	NA	NA
RADEON 9100 Family	6	2270	NA	NA
RADEON 9100 IGP	5	2287	NA	NA
RADEON 9200	3	2339	0.02	\$153.63*
RADEON 9200 LE Family	2	2373	NA	NA
RADEON 9200 PRO Family	2	2365	NA	NA
RADEON 9200 SE	2	2376	NA	NA
RADEON 9250	2	2374	0.01	\$194.00*
RADEON 9500	36	2140	0.90	\$40.50*
RADEON 9500 PRO / 9700	41	2113	NA	NA
RADEON 9550	34	2148	0.12	\$291.74*
Radeon 9550 / X1050	29	2178	NA	NA
RADEON 9600 Family	25	2194	NA	NA
RADEON 9600 PRO	42	2109	NA	NA
RADEON 9600 PRO Family	26	2185	NA	NA
RADEON 9600 TX Family	18	2215	NA	NA
RADEON 9600 XT	35	2146	NA	NA
RADEON 9600SE	27	2182	NA	NA
RADEON 9700 PRO	53	2069	NA	NA
Radeon 9700 TX w/TV-Out	44	2106	NA	NA
RADEON 9800	57	2062	0.18	\$325.00*
RADEON 9800 PRO	59	2053	NA	NA
RADEON 9800 SE	23	2201	NA	NA
RADEON 9800 XT	56	2065	NA	NA

Videocard Name	Passmark G3D Mark (higher is better)	Rank (lower is better)	Videocard Value (higher is better)	Price (USD)
Radeon Athlon Gold 3150U	715	1194	NA	NA
Radeon Athlon Silver 3050U	630	1280	NA	NA
RADEON E2400	51	2076	NA	NA
RADEON E4690	405	1542	NA	NA
Radeon E6460	323	1609	NA	NA
Radeon E6465	231	1694	NA	NA
Radeon E6760	876	1049	3.65	\$239.99*
Radeon E8860	1686	728	NA	NA
Radeon E8870PCIe	3368	440	NA	NA
Radeon Eng Sample: 100-00000085-40_35/24_Y	1440	794	NA	NA
Radeon Eng Sample: 100-000000262-30_Y	2415	555	NA	NA
Radeon HD4650	239	1686	1.57	\$152.90*
Radeon HD4670	365	1569	NA	NA
RADEON HD6370D	320	1613	NA	NA
RADEON HD6410D	422	1523	NA	NA
RADEON HD6530D	531	1405	NA	NA
RADEON HD7450	199	1733	8.95	\$22.25*
Radeon HD8530M	490	1449	NA	NA
Radeon HD8970M	3368	439	NA	NA
Radeon HD 2350	76	1997	NA	NA
Radeon HD 2400	120	1857	1.37	\$88.20*
Videocard Name	Passmark G3D Mark (higher is better)	Rank (lower is better)	Videocard Value (higher is better)	Price (USD)
Radeon HD 2400 PCI	14	2228	NA	NA
Radeon HD 2400 Pro	114	1881	NA	NA
Radeon HD 2400 XT	118	1862	NA	NA
Radeon HD 2600 PRO	211	1714	1.12	\$188.44*
Radeon HD 2600 Pro AGP	110	1894	NA	NA
Radeon HD 2600 XT	282	1647	1.78	\$159.00*
Radeon HD 2900 GT	292	1634	NA	NA
Radeon HD 2900 PRO	627	1283	NA	NA
Radeon HD 2900 XT	659	1244	NA	NA
Radeon HD 3000	95	1942	NA	NA

	Videocard Name	Passmark G3D Mark (higher is better)	Rank (lower is better)	Videocard Value (higher is better)	Price (USD)	
CPU Benchmarks	Video Card Benchmarks	Hard Drive Benchmarks	RAM	PC Systems	Android	iOS / iPhone
	Radeon HD 3300	126	1842	NA	NA	
	Radeon HD 3450	128	1833	1.45	\$89.00*	
	Radeon HD 3470	128	1836	1.17	\$109.65*	
	Radeon HD 3650 AGP	150	1784	0.81	\$185.00*	
	Radeon HD 3670	151	1778	NA	NA	
	Radeon HD 3850	409	1534	NA	NA	
	Radeon HD 3850 AGP	432	1512	NA	NA	
	Radeon HD 3850 X2	822	1091	NA	NA	
	Radeon HD 3870	570	1363	8.15	\$69.99*	
	Radeon HD 3870 X2	708	1197	NA	NA	
	Radeon HD 4200	111	1888	NA	NA	
	Radeon HD 4250	122	1851	NA	NA	
	Radeon HD 4270	109	1895	NA	NA	
	Radeon HD 4290	140	1799	NA	NA	
	Radeon HD 4300/4500 Serisi	155	1774	NA	NA	
	Radeon HD 4330	108	1898	NA	NA	
	Radeon HD 4350	103	1914	1.01	\$102.24*	
	Radeon HD 4550	235	1692	1.51	\$156.00*	
	Radeon HD 4650	214	1710	3.06	\$69.99*	
	Radeon HD 4650 AGP	207	1721	NA	NA	
	Radeon HD 4670	381	1556	2.67	\$142.96*	
	Radeon HD 4770	887	1038	14.80	\$59.99*	
	Radeon HD 4810	769	1136	NA	NA	
	Radeon HD 4830	845	1068	14.09	\$59.99*	
	Radeon HD 4850	936	1007	2.48	\$378.00*	
	Radeon HD 4850 X2	1132	901	NA	NA	
	Radeon HD 4870	1385	810	17.32	\$79.99*	
	Radeon HD 4870 X2	1309	830	NA	NA	
	Radeon HD 4890	1518	773	16.88	\$89.99*	
	Radeon HD 5450	137	1808	1.45	\$94.96*	
	Radeon HD 5470	268	1659	NA	NA	
	Radeon HD 5550	376	1562	6.84	\$54.99*	
	Radeon HD 5570	482	1455	2.68	\$179.99*	

Videocard Name	Passmark G3D Mark (higher is better)	Rank (lower is better)	Videocard Value (higher is better)	Price (USD)
Radeon HD 5670	788	1117	11.76	\$67.00*
Radeon HD 5750	1162	886	16.62	\$69.99*
Radeon HD 5770	1344	820	7.08	\$189.99*
Radeon HD 5830	1723	719	6.65	\$258.99*
Videocard Name	Passmark G3D Mark (higher is better)	Rank (lower is better)	Videocard Value (higher is better)	Price (USD)
Radeon HD 5850	1978	652	6.85	\$288.99*
Radeon HD 5870	2249	592	7.63	\$295.00*
Radeon HD 5970	2307	572	12.82	\$179.99*
Radeon HD 6230	179	1752	NA	NA
Radeon HD 6250	93	1947	NA	NA
Radeon HD 6290	104	1908	NA	NA
Radeon HD 6290M	140	1801	NA	NA
Radeon HD 6300M	143	1796	NA	NA
Radeon HD 6310	122	1852	NA	NA
Radeon HD 6320	148	1789	0.27	\$554.99*
Radeon HD 6320 Graphic	216	1706	NA	NA
Radeon HD 6320M	198	1734	NA	NA
RADEON HD 6350	140	1798	2.39	\$59.00*
Radeon HD 6370D	254	1672	NA	NA
Radeon HD 6370M	275	1653	NA	NA
Radeon HD 6380G	207	1723	0.52	\$399.99*
Radeon HD 6410D	239	1687	NA	NA
Radeon HD 6430M	192	1740	NA	NA
Radeon HD 6450	199	1732	2.24	\$89.00*
Radeon HD 6450 + 8470D Dual	762	1143	NA	NA
Radeon HD 6450A	260	1666	NA	NA
Radeon HD 6470M	227	1697	0.40	\$569.99*
Radeon HD 6480G	259	1669	NA	NA
Radeon HD 6480M	353	1581	NA	NA
Radeon HD 6490M	377	1559	0.32	\$1,193.03*
Radeon HD 6520G	299	1626	NA	NA
Radeon HD 6530D	332	1600	NA	NA

CPU Benchmarks

Video Card Benchmarks

Hard Drive Benchmarks

RAM

PC Systems

Android

iOS / iPhone

Videocard Name	Passmark G3D Mark (higher is better)	Rank (lower is better)	Videocard Value (higher is better)	Price (USD)
Radeon HD 6550D	405	1543	NA	NA
Radeon HD 6570	562	1370	8.66	\$64.99*
Radeon HD 6610M	565	1367	NA	NA
Radeon HD 6620G	355	1580	NA	NA
Radeon HD 6630M	684	1221	NA	NA
Radeon HD 6650A	835	1075	NA	NA
Radeon HD 6650M	756	1151	NA	NA
Radeon HD 6670	733	1175	10.64	\$68.99*
Radeon HD 6670 + 6670 Dual	646	1258	NA	NA
Radeon HD 6670 + 7660D Dual	1492	779	NA	NA
Radeon HD 6670/7670	945	997	NA	NA
Radeon HD 6700M	1016	952	NA	NA
Radeon HD 6750	1016	951	12.71	\$79.99*
Radeon HD 6750M	937	1005	NA	NA
Radeon HD 6770	1238	852	4.67	\$264.99*
Radeon HD 6770M	964	986	NA	NA
Radeon HD 6790	1607	747	5.47	\$294.00*
Radeon HD 6800M	808	1104	NA	NA
Radeon HD 6850	1972	653	23.21	\$85.00*
Radeon HD 6850 X2	2534	535	NA	NA
Radeon HD 6870	2216	597	8.06	\$275.00*
Videocard Name	Passmark G3D Mark (higher is better)	Rank (lower is better)	Videocard Value (higher is better)	Price (USD)
Radeon HD 6900M	1707	722	NA	NA
Radeon HD 6950	2634	522	18.82	\$139.99*
Radeon HD 6970	2821	488	18.81	\$149.99*
Radeon HD 6970M	2270	587	10.51	\$215.99*
Radeon HD 6990	3013	474	6.04	\$498.49*
Radeon HD 7290	115	1875	NA	NA
Radeon HD 7290M	123	1849	NA	NA
Radeon HD 7310	128	1834	NA	NA
Radeon HD 7310 - Carte graphique	174	1757	NA	NA
Radeon HD 7310G	180	1749	NA	NA

Videocard Name	Passmark G3D Mark (higher is better)	Rank (lower is better)	Videocard Value (higher is better)	Price (USD)
Radeon HD 7340	155	1775	0.28	\$552.69*
Radeon HD 7340G	196	1736	NA	NA
Radeon HD 7340M	221	1702	NA	NA
Radeon HD 7350	165	1769	NA	NA
Radeon HD 7400G	267	1660	NA	NA
Radeon HD 7420G	306	1620	NA	NA
Radeon HD 7450	224	1699	4.50	\$49.99*
Radeon HD 7450A	288	1639	NA	NA
Radeon HD 7450M	329	1605	NA	NA
Radeon HD 7470	294	1630	3.61	\$81.37*
Radeon HD 7470M	407	1537	NA	NA
Radeon HD 7480D	281	1650	NA	NA
Radeon HD 7500G	293	1631	NA	NA
Radeon HD 7500G + 7500M/7600M Dual	616	1296	NA	NA
Radeon HD 7500G + 7550M Dual	497	1444	NA	NA
Radeon HD 7500G + HD 7500M/7600M Dual	355	1579	NA	NA
Radeon HD 7520G	314	1616	NA	NA
Radeon HD 7520G + 7400M Dual	486	1454	NA	NA
Radeon HD 7520G + 7470M Dual	542	1395	NA	NA
Radeon HD 7520G + 7500/7600 Dual	582	1346	NA	NA
Radeon HD 7520G + 7600M Dual	591	1333	NA	NA
Radeon HD 7520G + 7610M Dual	588	1336	NA	NA
Radeon HD 7520G + 7650M Dual	453	1495	NA	NA
Radeon HD 7520G + 7670M Dual	523	1414	NA	NA
Radeon HD 7520G + 7700M Dual	1060	932	NA	NA
Radeon HD 7520G + 8600/8700M Dual	311	1618	NA	NA
Radeon HD 7520G + 8750M Dual	376	1560	NA	NA
Radeon HD 7520G + HD 7400M Dual	544	1390	NA	NA
Radeon HD 7520G + HD 7500/7600 Dual	832	1081	NA	NA
Radeon HD 7520G + HD 7600M Dual	447	1501	NA	NA
Radeon HD 7520G + HD 7670M Dual	495	1447	NA	NA
Radeon HD 7520G + HD 7700M Dual	574	1356	NA	NA
Radeon HD 7520G + HD 8600/8700M Dual	623	1286	NA	NA

Videocard Name	Passmark G3D Mark (higher is better)	Rank (lower is better)	Videocard Value (higher is better)	Price (USD)
Radeon HD 7520G N HD 7520G + HD 7500/7600 7500/760	574	1358	NA	NA
Radeon HD 7520G N HD 7520G + HD 7600M N HD 7600M D	364	1572	NA	NA
Radeon HD 7540D	332	1599	NA	NA
Radeon HD 7540D + 6570 Dual	719	1190	NA	NA
Videocard Name	Passmark G3D Mark (higher is better)	Rank (lower is better)	Videocard Value (higher is better)	Price (USD)
Radeon HD 7540D + 7500 Dual	821	1092	NA	NA
Radeon HD 7540D + HD 6450 Dual	643	1262	NA	NA
Radeon HD 7550M	464	1480	NA	NA
Radeon HD 7550M/7650M	728	1177	NA	NA
Radeon HD 7560D	461	1486	NA	NA
Radeon HD 7560D + 6450 Dual	568	1365	NA	NA
Radeon HD 7560D + 6570 Dual	833	1079	NA	NA
Radeon HD 7560D + 6670 Dual	1130	902	NA	NA
Radeon HD 7560D + 7560D Dual	982	974	NA	NA
Radeon HD 7560D + 7570 Dual	985	969	NA	NA
Radeon HD 7560D + 7670 Dual	1426	802	NA	NA
Radeon HD 7560D + 7700 Dual	1919	663	NA	NA
Radeon HD 7560D + HD 6570 Dual	1237	854	NA	NA
Radeon HD 7560D + HD 6670 Dual	1554	760	NA	NA
Radeon HD 7560D + HD 7000 Dual	534	1400	NA	NA
Radeon HD 7560D + HD 7600 Dual	1258	846	NA	NA
Radeon HD 7560D + HD 7670 Dual	1380	812	NA	NA
Radeon HD 7560D + HD 7700 Dual	1346	819	NA	NA
Radeon HD 7560D + HD 8570 Dual	935	1008	NA	NA
Radeon HD 7560D + R5 235 Dual	563	1369	NA	NA
Radeon HD 7570	619	1291	6.05	\$102.49*
Radeon HD 7570M	430	1514	NA	NA
Radeon HD 7570M/HD 7670M	699	1210	NA	NA
Radeon HD 7580D	350	1584	NA	NA
Radeon HD 7600G	311	1617	NA	NA
Radeon HD 7600G + 6400M Dual	376	1561	NA	NA

Videocard Name	Passmark G3D Mark (higher is better)	Rank (lower is better)	Videocard Value (higher is better)	Price (USD)
Radeon HD 7600G + 7500M/7600M Dual	405	1541	NA	NA
Radeon HD 7600G + 7550M Dual	423	1522	NA	NA
Radeon HD 7600G + 8500M/8700M Dual	469	1473	NA	NA
Radeon HD 7600G + HD 7400M Dual	328	1606	NA	NA
Radeon HD 7600G + HD 7500M/7600M Dual	476	1462	NA	NA
Radeon HD 7600G + HD 7550M Dual	509	1428	NA	NA
Radeon HD 7600G + HD 8670M Dual	543	1392	NA	NA
Radeon HD 7600G + HD Dual	435	1510	NA	NA
Radeon HD 7600G N HD 7600G + HD ON HD Dual	526	1410	NA	NA
Radeon HD 7600M + 7600M Dual	773	1130	NA	NA
Radeon HD 7610M	632	1275	NA	NA
Radeon HD 7620G	352	1583	NA	NA
Radeon HD 7620G + 8600M Dual	508	1429	NA	NA
Radeon HD 7620G + 8670M Dual	577	1351	NA	NA
Radeon HD 7620G + HD 8600M Dual	442	1507	NA	NA
Radeon HD 7620G + HD 8670M Dual	507	1432	NA	NA
Radeon HD 7620G N HD 7620G + HD 8600M N HD 8600M D	451	1498	NA	NA
Radeon HD 7640G	463	1482	NA	NA
Radeon HD 7640G + 6400M Dual	526	1409	NA	NA
Radeon HD 7640G + 7400M Dual	637	1267	NA	NA
Radeon HD 7640G + 7450M Dual	754	1153	NA	NA
Radeon HD 7640G + 7470M Dual	595	1328	NA	NA
Videocard Name	Passmark G3D Mark (higher is better)	Rank (lower is better)	Videocard Value (higher is better)	Price (USD)
Radeon HD 7640G + 7500/7600 Dual	627	1284	NA	NA
Radeon HD 7640G + 7500M/7600M Dual	775	1129	NA	NA
Radeon HD 7640G + 7600M Dual	705	1202	NA	NA
Radeon HD 7640G + 7610M Dual	510	1426	NA	NA
Radeon HD 7640G + 7650M Dual	747	1160	NA	NA
Radeon HD 7640G + 7670M Dual	644	1260	NA	NA
Radeon HD 7640G + 7690M Dual	945	998	NA	NA
Radeon HD 7640G + 7700M Dual	690	1214	NA	NA

[CPU Benchmarks](#)

[Video Card Benchmarks](#)

[Hard Drive Benchmarks](#)

[RAM](#)

[PC Systems](#)

[Android](#)

[iOS / iPhone](#)

Videocard Name	Passmark G3D Mark (higher is better)	Rank (lower is better)	Videocard Value (higher is better)	Price (USD)
Radeon HD 7640G + 8570M Dual	558	1376	NA	NA
Radeon HD 7640G + 8600/8700M Dual	688	1216	NA	NA
Radeon HD 7640G + 8600M Dual	249	1679	NA	NA
Radeon HD 7640G + 8670M Dual	558	1374	NA	NA
Radeon HD 7640G + 8750M Dual	654	1248	NA	NA
Radeon HD 7640G + HD 7400M Dual	621	1289	NA	NA
Radeon HD 7640G + HD 7500/7600 Dual	423	1521	NA	NA
Radeon HD 7640G + HD 7600M Dual	704	1205	NA	NA
Radeon HD 7640G + HD 7600M N HD 7600M Dual	406	1540	NA	NA
Radeon HD 7640G + HD 7670M Dual	518	1421	NA	NA
Radeon HD 7640G + HD 7700M Dual	589	1334	NA	NA
Radeon HD 7640G + HD 7700M N HD 7700M Dual	630	1277	NA	NA
Radeon HD 7640G + HD 8500M Dual	607	1311	NA	NA
Radeon HD 7640G + HD 8500M N HD 8500M Dual	665	1235	NA	NA
Radeon HD 7640G + HD 8570M Dual	474	1465	NA	NA
Radeon HD 7640G + HD 8600/8700M Dual	586	1339	NA	NA
Radeon HD 7640G + HD 8670M Dual	677	1226	NA	NA
Radeon HD 7640G + HD 8750M Dual	996	964	NA	NA
Radeon HD 7640G + R5 M200 Dual	559	1372	NA	NA
Radeon HD 7640G N HD 7640G + HD 7600M N HD 7600M D	824	1089	NA	NA
Radeon HD 7640G N HD 7640G + HD 7670M Dual	679	1224	NA	NA
Radeon HD 7640G N HD 7640G + HD 8570M Dual	422	1524	NA	NA
Radeon HD 7650A	575	1355	2.20	\$262.00*
Radeon HD 7650M	441	1509	NA	NA
Radeon HD 7660D	506	1434	NA	NA
Radeon HD 7660D + 6570 Dual	1100	913	NA	NA
Radeon HD 7660D + 6670 Dual	1238	853	NA	NA
Radeon HD 7660D + 7470 Dual	465	1479	NA	NA
Radeon HD 7660D + 7500 Dual	1121	905	NA	NA
Radeon HD 7660D + 7540D Dual	1204	872	NA	NA

Videocard Name	Passmark G3D Mark (higher is better)	Rank (lower is better)	Videocard Value (higher is better)	Price (USD)
<u>Radeon HD 7660D + HD 6670 Dual</u>	1484	783	NA	NA
<u>Radeon HD 7660D + HD 7000 Dual</u>	633	1273	NA	NA
<u>Radeon HD 7660D + HD 7400 Dual</u>	339	1594	NA	NA
<u>Radeon HD 7660D + HD 7700 Dual</u>	1958	655	NA	NA
<u>Radeon HD 7660D + R5 235 Dual</u>	523	1412	NA	NA
<u>Radeon HD 7660D + R7 240 Dual</u>	941	1001	NA	NA
<u>Radeon HD 7660G</u>	471	1469	NA	NA
<u>Radeon HD 7660G + 7400M Dual</u>	588	1337	NA	NA
<u>Radeon HD 7660G + 7470M Dual</u>	630	1279	NA	NA
Videocard Name	Passmark G3D Mark (higher is better)	Rank (lower is better)	Videocard Value (higher is better)	Price (USD)
<u>Radeon HD 7660G + 7600M Dual</u>	831	1084	NA	NA
<u>Radeon HD 7660G + 7610M Dual</u>	745	1163	NA	NA
<u>Radeon HD 7660G + 7670M Dual</u>	743	1165	NA	NA
<u>Radeon HD 7660G + 7700M Dual</u>	757	1150	NA	NA
<u>Radeon HD 7660G + 7730M Dual</u>	931	1010	NA	NA
<u>Radeon HD 7660G + 8600M Dual</u>	445	1503	NA	NA
<u>Radeon HD 7660G + 8670M Dual</u>	587	1338	NA	NA
<u>Radeon HD 7660G + HD 7500/7600 7500/7600 Dual</u>	1002	961	NA	NA
<u>Radeon HD 7660G + HD 7500/7600 Dual</u>	760	1145	NA	NA
<u>Radeon HD 7660G + HD 7500M/7600M Dual</u>	999	963	NA	NA
<u>Radeon HD 7660G + HD 7600M Dual</u>	615	1298	NA	NA
<u>Radeon HD 7660G + HD 7600M N HD 7600M Dual</u>	460	1488	NA	NA
<u>Radeon HD 7660G + HD 7670M Dual</u>	706	1200	NA	NA
<u>Radeon HD 7660G + HD 7700M Dual</u>	777	1127	NA	NA
<u>Radeon HD 7660G + HD 7730M Dual</u>	881	1046	NA	NA
<u>Radeon HD 7660G + HD 8500M Dual</u>	758	1147	NA	NA
<u>Radeon HD 7660G + HD 8600/8700M Dual</u>	747	1161	NA	NA
<u>Radeon HD 7660G + HD 8600M Dual</u>	363	1574	NA	NA
<u>Radeon HD 7660G + HD 8670M Dual</u>	711	1195	NA	NA
<u>Radeon HD 7660G N HD 7660G + HD 7600M N HD 7600M D</u>	722	1183	NA	NA

CPU Benchmarks

Video Card Benchmarks

Hard Drive Benchmarks

RAM

PC Systems

Android

iOS / iPhone

Videocard Name	Passmark G3D Mark (higher is better)	Rank (lower is better)	Videocard Value (higher is better)	Price (USD)
Radeon HD 7660G N HD 7660G + HD 7700M N HD 7700M D	966	985	NA	NA
Radeon HD 7670	833	1078	NA	NA
Radeon HD 7670A	1050	938	NA	NA
Radeon HD 7670M	476	1461	0.76	\$629.99*
Radeon HD 7670M + 7670M Dual	738	1171	NA	NA
Radeon HD 7690M	1003	960	NA	NA
Radeon HD 7690M XT	1009	957	NA	NA
Radeon HD 7700-serie	1899	670	NA	NA
Radeon HD 7730	1224	862	5.26	\$232.70*
Radeon HD 7730M	721	1185	NA	NA
Radeon HD 7750	1702	725	17.03	\$99.99*
Radeon HD 7750M	1191	876	NA	NA
Radeon HD 7770	2171	605	7.24	\$300.00*
Radeon HD 7790	3090	467	22.07	\$139.99*
Radeon HD 7800-serie	4029	385	NA	NA
Radeon HD 7850	3838	401	22.58	\$169.99*
Radeon HD 7850M	1372	814	NA	NA
Radeon HD 7870	4642	349	26.38	\$176.00*
Radeon HD 7870 XT	4469	358	NA	NA
Radeon HD 7870M	1507	776	NA	NA
Radeon HD 7950 / R9 280	4764	342	36.04	\$132.20*
Radeon HD 7970 / R9 280X	5247	303	21.25	\$246.99*
Radeon HD 7970M	3846	399	NA	NA
Radeon HD 7990	5565	286	13.91	\$399.99*
Radeon HD 8180	138	1807	NA	NA
Radeon HD 8210	184	1746	NA	NA
Radeon HD 8210E	193	1739	NA	NA
Radeon HD 8240	238	1688	NA	NA
Videocard Name	Passmark G3D Mark (higher is better)	Rank (lower is better)	Videocard Value (higher is better)	Price (USD)
Radeon HD 8250	209	1718	NA	NA
Radeon HD 8280	286	1642	NA	NA

Videocard Name	Passmark G3D Mark (higher is better)	Rank (lower is better)	Videocard Value (higher is better)	Price (USD)
Radeon HD 8280G	269	1657	NA	NA
Radeon HD 8310E	340	1593	NA	NA
Radeon HD 8330	250	1678	NA	NA
Radeon HD 8330E	251	1676	NA	NA
Radeon HD 8350	162	1770	1.63	\$99.81*
Radeon HD 8350G	304	1622	NA	NA
Radeon HD 8370D	320	1612	NA	NA
Radeon HD 8400	261	1665	NA	NA
Radeon HD 8400E	268	1658	NA	NA
Radeon HD 8410G	435	1511	NA	NA
Radeon HD 8450G	363	1573	NA	NA
Radeon HD 8450G + 8600/8700M Dual	1070	929	NA	NA
Radeon HD 8450G + 8600M Dual	545	1388	NA	NA
Radeon HD 8450G + 8670M Dual	474	1464	NA	NA
Radeon HD 8450G + 8750M Dual	637	1268	NA	NA
Radeon HD 8450G + HD 8600M Dual	452	1497	NA	NA
Radeon HD 8450G + HD 8670M Dual	574	1359	NA	NA
Radeon HD 8450G + HD 8750M Dual	503	1439	NA	NA
Radeon HD 8450G + R5 M230 Dual	578	1349	NA	NA
Radeon HD 8470	251	1675	NA	NA
Radeon HD 8470D	358	1577	NA	NA
Radeon HD 8470D + 6450 Dual	717	1192	NA	NA
Radeon HD 8470D + 6570 Dual	837	1073	NA	NA
Radeon HD 8470D + HD 6450 Dual	862	1056	NA	NA
Radeon HD 8470D + HD 6670 Dual	1435	797	NA	NA
Radeon HD 8470D + HD 7500 Dual	1545	764	NA	NA
Radeon HD 8490	263	1663	2.92	\$89.99*
Radeon HD 8500M	404	1544	NA	NA
Radeon HD 8500M/8700M	852	1064	NA	NA
Radeon HD 8510G	365	1571	NA	NA
Radeon HD 8510G + 8500M Dual	596	1324	NA	NA
Radeon HD 8510G + HD 8500M Dual	629	1281	NA	NA
Radeon HD 8550D	685	1218	NA	NA

Videocard Name	Passmark G3D Mark (higher is better)	Rank (lower is better)	Videocard Value (higher is better)	Price (USD)
Radeon HD 8550G + 7600M Dual	901	1031	NA	NA
Radeon HD 8550G + 8500M Dual	602	1317	NA	NA
Radeon HD 8550G + 8570M Dual	532	1403	NA	NA
Radeon HD 8550G + 8600/8700M Dual	802	1106	NA	NA
Radeon HD 8550G + 8600M Dual	617	1295	NA	NA
Radeon HD 8550G + 8670M Dual	579	1347	NA	NA
Radeon HD 8550G + 8690M Dual	664	1237	NA	NA
Radeon HD 8550G + 8750M Dual	795	1112	NA	NA
Radeon HD 8550G + HD 7600M Dual	854	1059	NA	NA
Radeon HD 8550G + HD 8500M Dual	558	1373	NA	NA
Radeon HD 8550G + HD 8570M Dual	529	1407	NA	NA
Radeon HD 8550G + HD 8600/8700M Dual	654	1249	NA	NA
Videocard Name	Passmark G3D Mark (higher is better)	Rank (lower is better)	Videocard Value (higher is better)	Price (USD)
Radeon HD 8550G + HD 8600M Dual	593	1330	NA	NA
Radeon HD 8550G + HD 8670M Dual	546	1387	NA	NA
Radeon HD 8550G + HD 8750M Dual	819	1094	NA	NA
Radeon HD 8550G + R5 M200 Dual	619	1292	NA	NA
Radeon HD 8550G + R5 M230 Dual	487	1452	NA	NA
Radeon HD 8550G N HD 8550G + HD 8600M N HD 8600M D	611	1303	NA	NA
Radeon HD 8570	962	990	9.75	\$98.68*
Radeon HD 8570 + 8670D Dual	620	1290	NA	NA
Radeon HD 8570 + HD 7660D Dual	949	995	NA	NA
Radeon HD 8570D	431	1513	NA	NA
Radeon HD 8570D + 6570 Dual	1239	851	NA	NA
Radeon HD 8570D + 6670 Dual	1039	944	NA	NA
Radeon HD 8570D + HD8490 Dual	374	1565	NA	NA
Radeon HD 8570D + HD 6570 Dual	868	1053	NA	NA
Radeon HD 8570D + HD 6670 Dual	1260	844	NA	NA
Radeon HD 8570D + HD 7000 Dual	753	1154	NA	NA
Radeon HD 8570D + HD 7700 Dual	1834	690	NA	NA
Radeon HD 8570D + HD 8470 Dual	338	1596	NA	NA
Radeon HD 8570D + HD 8570 Dual	1032	946	NA	NA

Videocard Name	Passmark G3D Mark (higher is better)	Rank (lower is better)	Videocard Value (higher is better)	Price (USD)
Radeon HD 8570D + R7 200 Dual	999	962	NA	NA
Radeon HD 8570D + R7 240 Dual	963	987	NA	NA
Radeon HD 8570M	421	1526	NA	NA
Radeon HD 8600/8700M	1029	947	NA	NA
Radeon HD 8610G	428	1516	NA	NA
Radeon HD 8610G + 8500M Dual	610	1309	NA	NA
Radeon HD 8610G + 8600M Dual	588	1335	NA	NA
Radeon HD 8610G + 8670M Dual	599	1319	NA	NA
Radeon HD 8610G + HD 8500M Dual	645	1259	NA	NA
Radeon HD 8610G + HD 8600M Dual	480	1457	NA	NA
Radeon HD 8610G + HD 8670M Dual	577	1350	NA	NA
Radeon HD 8610G + R5 M200 Dual	676	1227	NA	NA
Radeon HD 8650D	396	1548	NA	NA
Radeon HD 8650G	557	1378	NA	NA
Radeon HD 8650G + 7600M Dual	741	1167	NA	NA
Radeon HD 8650G + 7670M Dual	883	1044	NA	NA
Radeon HD 8650G + 7700M Dual	1126	904	NA	NA
Radeon HD 8650G + 8500M Dual	626	1285	NA	NA
Radeon HD 8650G + 8570M Dual	654	1250	NA	NA
Radeon HD 8650G + 8600/8700M Dual	831	1082	NA	NA
Radeon HD 8650G + 8600M Dual	613	1302	NA	NA
Radeon HD 8650G + 8670M Dual	635	1270	NA	NA
Radeon HD 8650G + 8750M Dual	786	1119	NA	NA
Radeon HD 8650G + HD 7600M Dual	819	1093	NA	NA
Radeon HD 8650G + HD 7670M Dual	634	1271	NA	NA
Radeon HD 8650G + HD 8570M Dual	716	1193	NA	NA
Radeon HD 8650G + HD 8600/8700M Dual	763	1141	NA	NA
Radeon HD 8650G + HD 8600M Dual	606	1312	NA	NA
Radeon HD 8650G + HD 8600M N HD 8600M Dual	757	1149	NA	NA
Videocard Name	Passmark G3D Mark (higher is better)	Rank (lower is better)	Videocard Value (higher is better)	Price (USD)
Radeon HD 8650G + HD 8670M Dual	585	1342	NA	NA
Radeon HD 8650G + HD 8750M Dual	778	1125	NA	NA

CPU Benchmarks

Video Card Benchmarks

Hard Drive Benchmarks

RAM

PC Systems

Android

iOS / iPhone

Videocard Name	Passmark G3D Mark (higher is better)	Rank (lower is better)	Videocard Value (higher is better)	Price (USD)
Radeon HD 8650G + R5 M200 Dual	722	1184	NA	NA
Radeon HD 8650G + R5 M230 Dual	686	1217	NA	NA
Radeon HD 8650G N HD 8650G + HD 8570M Dual	773	1131	NA	NA
Radeon HD 8650G N HD 8650G + HD 8600/8700M Dual	796	1111	NA	NA
Radeon HD 8650G N HD 8650G + HD 8600M N HD 8600M D	679	1223	NA	NA
Radeon HD 8670D	542	1394	NA	NA
Radeon HD 8670D + 6670 Dual	1361	817	NA	NA
Radeon HD 8670D + 7000 Dual	811	1101	NA	NA
Radeon HD 8670D + 7700 Dual	1788	705	NA	NA
Radeon HD 8670D + 8570 Dual	974	981	NA	NA
Radeon HD 8670D + HD 6670 Dual	1221	863	NA	NA
Radeon HD 8670D + HD 7000 Dual	718	1191	NA	NA
Radeon HD 8670D + HD 7600 Dual	1317	826	NA	NA
Radeon HD 8670D + HD 7700 Dual	1892	671	NA	NA
Radeon HD 8670D + R5 235 Dual	836	1074	NA	NA
Radeon HD 8670D + R5 330 Dual	746	1162	NA	NA
Radeon HD 8670D + R7 200 Dual	949	994	NA	NA
Radeon HD 8670D + R7 240 Dual	1020	949	NA	NA
Radeon HD 8670D N HD 8670D + HD 8670D Dual	488	1450	NA	NA
Radeon HD 8670M	520	1417	NA	NA
Radeon HD 8690A	481	1456	NA	NA
Radeon HD 8690M	984	971	NA	NA
Radeon HD 8730M	698	1211	NA	NA
Radeon HD 8750M	941	1002	NA	NA
Radeon HD 8790M	1305	833	NA	NA
Radeon HD 8790M / R9 M290X	1210	866	NA	NA
Radeon HD 8850M	973	982	NA	NA
Radeon HD 8850M / R9 M265X	1139	898	NA	NA
Radeon HD 8870M	1638	737	NA	NA
Radeon HD 8870M / R9 M270X / M370X	1799	700	NA	NA
Radeon HD 8950	2504	541	NA	NA

CPU Benchmarks

Video Card Benchmarks

Hard Drive Benchmarks

RAM

PC Systems

Android

iOS / iPhone

Videocard Name	Passmark G3D Mark (higher is better)	Rank (lower is better)	Videocard Value (higher is better)	Price (USD)
Radeon HD 8990	5214	307	NA	NA
Radeon HD HD7850M	1651	734	NA	NA
Radeon HDG 4670	170	1760	NA	NA
RADEON IGP 34xM	1	2391	NA	NA
RADEON IGP 320	3	2334	NA	NA
Radeon IGP 320M	3	2341	NA	NA
Radeon IGP 340M	2	2379	NA	NA
RADEON IGP 345M	2	2368	NA	NA
RADEON IGP 350M	6	2272	NA	NA
Radeon Infoshock 3000	106	1900	NA	NA
Radeon Instinct MI25 MxGPU	4799	335	NA	NA
Radeon M535DX	749	1159	NA	NA
Radeon Pro	3329	446	14.48	\$229.99*
Radeon Pro 450	2722	502	NA	NA
Videocard Name	Passmark G3D Mark (higher is better)	Rank (lower is better)	Videocard Value (higher is better)	Price (USD)
Radeon Pro 455	3112	464	6.93	\$449.00*
Radeon Pro 460	3452	431	NA	NA
Radeon Pro 465	4537	352	NA	NA
Radeon Pro 555	3140	462	2.99	\$1,049.00*
Radeon Pro 560	3475	428	NA	NA
Radeon Pro 560X	3677	412	NA	NA
Radeon Pro 570	6336	259	NA	NA
Radeon Pro 580	7753	222	NA	NA
Radeon Pro 580X	7540	229	NA	NA
Radeon Pro 5300	7493	231	NA	NA
Radeon Pro 5300M	5973	269	NA	NA
Radeon Pro 5500 XT	8326	197	NA	NA
Radeon Pro 5500M	6819	247	NA	NA
Radeon Pro 5600M	9280	174	NA	NA
Radeon Pro 5700	11844	135	NA	NA
Radeon Pro 5700 XT	12690	119	NA	NA
Radeon Pro Duo	8293	198	6.92	\$1,199.06*

Videocard Name	Passmark G3D Mark (higher is better)	Rank (lower is better)	Videocard Value (higher is better)	Price (USD)
Radeon PRO Ryzen 7 PRO 6850U	5861	274	NA	NA
Radeon Pro SSG	10497	148	4.36	\$2,410.15*
Radeon Pro V340 MxGPU	2853	485	NA	NA
Radeon Pro V520 MxGPU	12257	131	NA	NA
Radeon Pro Vega 16	4682	348	NA	NA
Radeon Pro Vega 20	5228	306	NA	NA
Radeon Pro Vega 48	11352	142	NA	NA
Radeon Pro Vega 56	12607	124	NA	NA
Radeon Pro Vega 64	12918	115	NA	NA
Radeon Pro Vega II	15592	76	NA	NA
Radeon Pro VII	16853	61	NA	NA
Radeon Pro W5500	9161	178	22.35	\$409.99*
Radeon Pro W5500M	2010	639	NA	NA
Radeon Pro W5700	15578	77	23.97	\$649.99*
Radeon PRO W6400	7935	212	NA	NA
Radeon PRO W6600	15964	69	NA	NA
Radeon PRO W6600X	13113	112	NA	NA
Radeon PRO W6800	19596	35	10.59	\$1,849.99*
Radeon Pro WX 2100	1788	706	NA	NA
Radeon Pro WX 3100	2439	552	NA	NA
Radeon Pro WX 3200	2472	545	11.24	\$219.99
Radeon Pro WX 4100	3759	406	7.52	\$499.99*
Radeon Pro WX 4130	1877	672	NA	NA
Radeon Pro WX 4150	2345	564	3.84	\$610.04*
Radeon Pro WX 4170	1409	806	NA	NA
Radeon Pro WX 5100	5612	281	15.59	\$359.99*
Radeon Pro WX 7100	7907	216	7.55	\$1,047.99*
Radeon Pro WX 7130	6577	254	NA	NA
Radeon Pro WX 8200	13925	95	8.71	\$1,599.39*
Radeon Pro WX 9100	13554	102	NA	NA
Radeon Pro WX Vega M GL	4897	331	NA	NA
Videocard Name	Passmark G3D Mark (higher is better)	Rank (lower is better)	Videocard Value (higher is better)	Price (USD)

CPU Benchmarks

Video Card Benchmarks

Hard Drive Benchmarks

RAM

PC Systems

Android

iOS / iPhone

Videocard Name	Passmark G3D Mark (higher is better)	Rank (lower is better)	Videocard Value (higher is better)	Price (USD)
Radeon R2	237	1689	NA	NA
Radeon R2E	212	1713	NA	NA
Radeon R3	297	1628	NA	NA
Radeon R3E	205	1724	NA	NA
Radeon R4	330	1603	0.83	\$396.99*
Radeon R4E	487	1453	NA	NA
Radeon R5 220	133	1824	1.56	\$85.26*
Radeon R5 230	221	1701	2.74	\$81.10*
Radeon R5 235	341	1588	5.68	\$60.13*
Radeon R5 235 + HD 7560D Dual	743	1164	NA	NA
Radeon R5 235 + HD 8570D Dual	737	1172	NA	NA
Radeon R5 235X	277	1652	NA	NA
Radeon R5 240	525	1411	6.18	\$85.00*
Radeon R5 310	331	1601	0.66	\$499.00*
Radeon R5 330	512	1424	1.51	\$339.99*
Radeon R5 340	984	972	NA	NA
Radeon R5 420	574	1357	14.39	\$39.95*
Radeon R5 430	952	993	16.15	\$59.00*
Radeon R5 435	840	1070	NA	NA
Radeon R5 A6-7480	704	1204	NA	NA
Radeon R5 A6-8500P	586	1340	NA	NA
Radeon R5 A6-9400 RADEON R5, 6 COMPUTE CORES 2C+4G	605	1314	NA	NA
Radeon R5 A6-9500 2C+6G	853	1062	NA	NA
Radeon R5 A6-9500 RADEON R5, 8 COMPUTE CORES 2C+6G	901	1030	NA	NA
Radeon R5 A6-9500E 2C+4G	1014	953	NA	NA
Radeon R5 A6-9500E RADEON R5, 6 COMPUTE CORES 2C+4	664	1238	NA	NA
Radeon R5 A10-9600P 4C+6G	619	1293	NA	NA
Radeon R5 A10-9600P RADEON R5, 10 COMPUTE CORES 4C	702	1206	NA	NA
Radeon R5 A10-9620P 4C+6G	731	1176	NA	NA
Radeon R5 A10-9620P RADEON R5, 10 COMPUTE CORES 4C	699	1208	NA	NA

Videocard Name	Passmark G3D Mark (higher is better)	Rank (lower is better)	Videocard Value (higher is better)	Price (USD)
Radeon R5 A10-9630P RADEON R5, 10 COMPUTE CORES 4C	825	1088	NA	NA
Radeon R5 A240	576	1353	NA	NA
Radeon R5 M230	413	1532	NA	NA
Radeon R5 M240	424	1519	NA	NA
Radeon R5 M255	522	1415	NA	NA
Radeon R5 M315	469	1472	NA	NA
Radeon R5 M320	420	1527	NA	NA
Radeon R5 M330	595	1325	NA	NA
Radeon R5 M335	548	1382	NA	NA
Radeon R5 M420	470	1471	NA	NA
Radeon R5 M430	648	1256	NA	NA
Radeon R5 M435	801	1107	NA	NA
Radeon R5 Opteron X3216	394	1549	NA	NA
Radeon R5 PRO A6-8500B 2C+4G	508	1430	NA	NA
Radeon R5 PRO A6-8530B 2C+4G	689	1215	NA	NA
Radeon R5 PRO A6-8570 2C+6G	847	1067	NA	NA
Radeon R5 PRO A6-8570 R5, 8 COMPUTE CORES 2C+6G	984	970	NA	NA
Videocard Name	Passmark G3D Mark (higher is better)	Rank (lower is better)	Videocard Value (higher is better)	Price (USD)
Radeon R5 PRO A6-8570E 2C+4G	637	1266	NA	NA
Radeon R5 PRO A6-8570E R5, 6 COMPUTE CORES 2C+4G	862	1055	NA	NA
Radeon R5 PRO A6-9500 2C+6G	1096	917	NA	NA
Radeon R5 PRO A6-9500 R5, 8 COMPUTE CORES 2C+6G	921	1015	NA	NA
Radeon R5 PRO A6-9500B 2C+4G	693	1213	NA	NA
Radeon R5 PRO A6-9500B R5, 6 COMPUTE CORES 2C+4G	408	1535	NA	NA
Radeon R5 PRO A6-9500E 2C+4G	770	1135	NA	NA
Radeon R5 PRO A8-9600B 4C+6G	658	1245	NA	NA
Radeon R5 PRO A8-9600B R5, 10 COMPUTE CORES 4C+6G	562	1371	NA	NA
Radeon R5 PRO A10-8730B 4C+6G	695	1212	NA	NA
Radeon R5 PRO A10-8730B R5, 10 COMPUTE CORES 4C+6G	642	1263	NA	NA

Videocard Name	Passmark G3D Mark (higher is better)	Rank (lower is better)	Videocard Value (higher is better)	Price (USD)
Radeon R6	618	1294	NA	NA
Radeon R6 + R7 M265DX Dual	570	1362	NA	NA
Radeon R6 A8-8600P	474	1463	NA	NA
Radeon R6 A10-8700P	533	1401	NA	NA
Radeon R6 A10-9600P 4C+6G	970	983	NA	NA
Radeon R6 M255DX	605	1313	NA	NA
Radeon R6 Opteron X3418	955	991	NA	NA
Radeon R6 PRO A8-8600B 4C+6G	531	1404	NA	NA
Radeon R6 PRO A8-8600B R6, 10 Compute Cores 4C+6G	604	1316	NA	NA
Radeon R6 PRO A10-8700B 4C+6G	538	1398	NA	NA
Radeon R6 PRO A10-8700B R6, 10 Compute Cores 4C+6G	520	1418	NA	NA
Radeon R7 240	883	1045	8.03	\$109.99*
Radeon R7 240 + HD 8570D Dual	917	1017	NA	NA
Radeon R7 240 + HD 8670D Dual	930	1011	NA	NA
Radeon R7 250	1089	921	5.74	\$189.97*
Radeon R7 250X	2268	591	11.70	\$194.00*
Radeon R7 260	2891	481	32.13	\$89.99*
Radeon R7 260X	3142	461	22.45	\$139.99*
Radeon R7 340	1045	941	NA	NA
Radeon R7 360	3068	468	21.02	\$145.99*
Radeon R7 370	4503	357	NA	NA
Radeon R7 430	1100	914	5.50	\$199.99*
Radeon R7 450	1949	657	6.52	\$299.00*
Radeon R7 7850A10-7850K	551	1380	NA	NA
Radeon R7 +8G	1190	877	NA	NA
Radeon R7 + HD 7700 Dual	1962	654	NA	NA
Radeon R7 + R5 330 Dual	1028	948	NA	NA
Radeon R7 + R5 340 Dual	1234	855	NA	NA
Radeon R7 + R5 435 Dual A10-9700 RADEON	885	1041	NA	NA
Radeon R7 + R5 Dual	897	1034	NA	NA
Radeon R7 + R7 200 Dual	1128	903	NA	NA

[CPU Benchmarks](#)[Video Card Benchmarks](#)[Hard Drive Benchmarks](#)[RAM](#)[PC Systems](#)[Android](#)[iOS / iPhone](#)

Videocard Name	Passmark G3D Mark (higher is better)	Rank (lower is better)	Videocard Value (higher is better)	Price (USD)
Radeon R7 + R7 250 Dual	1232	857	NA	NA
Radeon R7 + R7 350 Dual	1982	649	NA	NA
Radeon R7 A8 PRO-7600B	669	1231	NA	NA
Radeon R7 A8-7500	907	1026	NA	NA
Radeon R7 A8-7500 4C+6G	853	1063	NA	NA
Videocard Name	Passmark G3D Mark (higher is better)	Rank (lower is better)	Videocard Value (higher is better)	Price (USD)
Radeon R7 A8-7600	785	1120	NA	NA
Radeon R7 A8-7650K	737	1173	NA	NA
Radeon R7 A8-7670K	848	1065	NA	NA
Radeon R7 A8-7680	832	1080	NA	NA
Radeon R7 A8-8650	912	1022	NA	NA
Radeon R7 A8-9600 RADEON	835	1076	NA	NA
Radeon R7 A10 Extreme Edition	816	1097	NA	NA
Radeon R7 A10 PRO-7800B	813	1100	NA	NA
Radeon R7 A10 PRO-7850B	914	1019	NA	NA
Radeon R7 A10-7700K	805	1105	NA	NA
Radeon R7 A10-7800	708	1196	NA	NA
Radeon R7 A10-7850K	979	976	NA	NA
Radeon R7 A10-7860K	906	1028	NA	NA
Radeon R7 A10-7870K	1179	882	NA	NA
Radeon R7 A10-7890K	777	1126	NA	NA
Radeon R7 A10-8750	878	1047	NA	NA
Radeon R7 A10-8850	773	1133	NA	NA
Radeon R7 A10-9700 RADEON	916	1018	NA	NA
Radeon R7 A10-9700E RADEON	1137	900	NA	NA
Radeon R7 A12-9700P RADEON	728	1178	1.67	\$435.92*
Radeon R7 A12-9720P RADEON	750	1156	2.05	\$365.48*
Radeon R7 A12-9730P RADEON	1047	940	NA	NA
Radeon R7 A12-9800 RADEON	1118	907	NA	NA
Radeon R7 A12-9800E RADEON	940	1003	6.76	\$139.19*
Radeon R7 A265	993	967	NA	NA
Radeon R7 A360	657	1246	NA	NA

Videocard Name	Passmark G3D Mark (higher is better)	Rank (lower is better)	Videocard Value (higher is better)	Price (USD)
Radeon R7 A370	1281	840	NA	NA
Radeon R7 FX-8800P	818	1095	NA	NA
Radeon R7 FX-9800P RADEON	740	1168	1.40	\$530.00*
Radeon R7 FX-9830P RADEON	1523	772	NA	NA
Radeon R7 G	869	1051	NA	NA
Radeon R7 M260	473	1467	0.59	\$799.00*
Radeon R7 M260DX	816	1096	NA	NA
Radeon R7 M260X	980	975	NA	NA
Radeon R7 M265	537	1399	NA	NA
Radeon R7 M265DX	498	1441	NA	NA
Radeon R7 M270	750	1157	NA	NA
Radeon R7 M340	659	1243	NA	NA
Radeon R7 M350	1042	943	NA	NA
Radeon R7 M360	558	1375	NA	NA
Radeon R7 M365X	768	1138	NA	NA
Radeon R7 M370	1417	803	NA	NA
Radeon R7 M380	1668	730	NA	NA
Radeon R7 M440	883	1043	NA	NA
Radeon R7 M445	952	992	1.28	\$744.00*
Radeon R7 M460	1099	916	NA	NA
Radeon R7 M465	1060	933	NA	NA
Radeon R7 M465X	1623	743	NA	NA
Videocard Name	Passmark G3D Mark (higher is better)	Rank (lower is better)	Videocard Value (higher is better)	Price (USD)
Radeon R7 Opteron X3421	1168	883	NA	NA
Radeon R7 PRO A6-9500 2C+6G	781	1122	NA	NA
Radeon R7 PRO A8-8650B	735	1174	NA	NA
Radeon R7 PRO A8-8670E	1309	829	NA	NA
Radeon R7 PRO A8-9600	962	989	NA	NA
Radeon R7 PRO A10-8750B	757	1148	NA	NA
Radeon R7 PRO A10-8770	885	1042	NA	NA
Radeon R7 PRO A10-8770E	810	1102	NA	NA
Radeon R7 PRO A10-8850B	945	999	NA	NA

Videocard Name	Passmark G3D Mark (higher is better)	Rank (lower is better)	Videocard Value (higher is better)	Price (USD)
Radeon R7 PRO A10-9700B	706	1201	NA	NA
Radeon R7 PRO A10-9700E	978	977	1.85	\$529.00*
Radeon R7 PRO A12-8800B	597	1322	NA	NA
Radeon R7 PRO A12-8830B	595	1329	NA	NA
Radeon R7 PRO A12-8870	1077	927	NA	NA
Radeon R7 PRO A12-8870E	966	984	NA	NA
Radeon R7 PRO A12-9800	933	1009	NA	NA
Radeon R7 PRO A12-9800B	707	1198	NA	NA
Radeon R7 PRO A12-9800E	936	1006	NA	NA
Radeon R7E	564	1368	NA	NA
Radeon R8 M365DX	599	1320	NA	NA
Radeon R8 M445DX	795	1113	NA	NA
Radeon R8 M535DX	670	1230	NA	NA
Radeon R9 255	1456	789	4.23	\$344.16*
Radeon R9 260	3181	456	NA	NA
Radeon R9 270	4306	371	NA	NA
Radeon R9 270 / R7 370	4259	373	19.98	\$213.16*
Radeon R9 270X	4918	329	15.07	\$326.50*
Radeon R9 280	5589	284	NA	NA
Radeon R9 280X	6253	263	NA	NA
Radeon R9 285 / 380	5549	290	11.44	\$485.00*
Radeon R9 290	8403	195	NA	NA
Radeon R9 290 / 390	8150	204	21.45	\$380.00*
Radeon R9 290X	8734	188	NA	NA
Radeon R9 290X / 390X	8389	196	26.22	\$319.99*
Radeon R9 295X2	8637	191	17.31	\$499.10*
Radeon R9 350	2025	637	6.77	\$299.00*
Radeon R9 360	3031	472	22.64	\$133.89*
Radeon R9 370	4722	346	29.51	\$159.99*
Radeon R9 380	6242	264	69.37	\$89.99*
Radeon R9 380X	6261	262	17.89	\$349.99*
Radeon R9 390	9068	180	NA	NA
Radeon R9 390X	9456	169	NA	NA

Videocard Name	Passmark G3D Mark (higher is better)	Rank (lower is better)	Videocard Value (higher is better)	Price (USD)
Radeon R9 Fury + Fury X	9741	162	21.65	\$449.99*
Radeon R9 Fury X	10057	159	NA	NA
Radeon R9 M265X	1054	936	NA	NA
Radeon R9 M270X	1204	873	NA	NA
Radeon R9 M275	1114	910	1.59	\$699.99*
Videocard Name	Passmark G3D Mark (higher is better)	Rank (lower is better)	Videocard Value (higher is better)	Price (USD)
Radeon R9 M275X	1628	740	NA	NA
Radeon R9 M275X / M375	1574	756	NA	NA
Radeon R9 M280X	813	1099	NA	NA
Radeon R9 M290X	3217	455	NA	NA
Radeon R9 M295X	5150	313	3.55	\$1,449.00*
Radeon R9 M360	1804	698	NA	NA
Radeon R9 M365X	1481	785	NA	NA
Radeon R9 M370X	1484	784	1.67	\$889.00*
Radeon R9 M375	940	1004	NA	NA
Radeon R9 M375X	1828	691	NA	NA
Radeon R9 M380	2770	495	NA	NA
Radeon R9 M385	1853	681	NA	NA
Radeon R9 M385X	1993	646	NA	NA
Radeon R9 M390X	3346	444	NA	NA
Radeon R9 M395	5020	326	NA	NA
Radeon R9 M395X	4775	339	NA	NA
Radeon R9 M470	2330	570	NA	NA
Radeon R9 M470X	3400	437	NA	NA
Radeon R9 M485X	3660	413	NA	NA
Radeon RX590 GME	8406	194	NA	NA
Radeon RX 460	4117	381	24.68	\$166.81*
Radeon RX 470/570	8078	206	20.77	\$388.99*
Radeon RX 480	8694	189	25.57	\$339.99*
Radeon RX 540	1902	669	NA	NA
Radeon RX 550	2685	513	15.70	\$171.03
Radeon RX 550X	2296	577	NA	NA

Videocard Name	Passmark G3D Mark (higher is better)	Rank (lower is better)	Videocard Value (higher is better)	Price (USD)
Radeon RX 560X	3181	457	NA	NA
Radeon RX 570X	1923	662	9.99	\$192.56*
Radeon RX 580	8915	183	49.54	\$179.99*
Radeon RX 580 2048SP	7783	220	NA	NA
Radeon RX 580X	7798	219	NA	NA
Radeon RX 590	9569	166	17.40	\$549.99*
Radeon RX 640	1841	686	NA	NA
Radeon RX 5300	7662	226	NA	NA
Radeon RX 5300M	4197	377	NA	NA
Radeon RX 5500	8799	185	NA	NA
Radeon RX 5500 XT	9217	175	49.83	\$184.99*
Radeon RX 5500M	5166	310	NA	NA
Radeon RX 5600	11392	140	NA	NA
Radeon RX 5600 XT	13829	97	25.38	\$545.00*
Radeon RX 5600M	7811	218	NA	NA
Radeon RX 5700	14724	86	47.50	\$309.99*
Radeon RX 5700 XT	16954	60	36.86	\$459.99*
Radeon RX 5700 XT 50th Anniversary	16613	64	NA	NA
Radeon RX 6400	7465	232	36.06	\$207.00*
Radeon RX 6500 XT	9494	168	59.34	\$159.99
Radeon RX 6500M	7962	211	NA	NA
Radeon RX 6600	15178	83	46.13	\$329.00*
Videocard Name	Passmark G3D Mark (higher is better)	Rank (lower is better)	Videocard Value (higher is better)	Price (USD)
Radeon RX 6600 XT	16504	66	64.73	\$254.99
Radeon RX 6600M	13549	104	64.53	\$209.99
Radeon RX 6650 XT	17797	55	63.57	\$279.99
Radeon RX 6650M	12617	123	NA	NA
Radeon RX 6700	19142	40	NA	NA
Radeon RX 6700 XT	19918	32	56.91	\$349.99
Radeon RX 6700M	13426	107	46.18	\$290.73
Radeon RX 6700S	14535	90	NA	NA
Radeon RX 6750 XT	21545	23	55.25	\$389.99

CPU Benchmarks

Video Card Benchmarks

Hard Drive Benchmarks

RAM

PC Systems

Android

iOS / iPhone

Videocard Name	Passmark G3D Mark (higher is better)	Rank (lower is better)	Videocard Value (higher is better)	Price (USD)
Radeon RX 6800 XT	25112	16	49.24	\$509.99
Radeon RX 6800M	12831	117	NA	NA
Radeon RX 6800S	15195	82	NA	NA
Radeon RX 6850M	12274	130	NA	NA
Radeon RX 6850M XT	18870	43	NA	NA
Radeon RX 6900 XT	27034	11	43.61	\$619.99
Radeon RX 6950 XT	29135	8	46.25	\$629.99
Radeon RX 7900 XT	29318	7	37.59	\$779.99
Radeon RX 7900 XTX	31930	4	32.58	\$979.99
Radeon RX Vega11	1605	748	NA	NA
Radeon RX Vega11 Ryzen 7 Microsoft Surface Edition	1201	875	NA	NA
Radeon RX Vega 8	1474	787	NA	NA
Radeon RX Vega 10	1652	733	NA	NA
Radeon RX Vega 10 Ryzen 7 3700U	1456	790	NA	NA
Radeon RX Vega 10 Ryzen 7 3750H	1660	731	NA	NA
Radeon RX Vega 10 Ryzen 7 PRO 3700U w/	1271	843	NA	NA
Radeon RX Vega 11	2125	612	2.12	\$1,002.00*
Radeon RX Vega 11 PRD	2401	558	NA	NA
Radeon RX Vega 11 Processor	1799	701	NA	NA
Radeon RX Vega 11 Ryzen 5 3350G	2036	631	NA	NA
Radeon RX Vega 11 Ryzen 5 3400G	2052	629	NA	NA
Radeon RX Vega 56	13552	103	18.00	\$752.99*
Radeon RX Vega 64	14631	89	19.51	\$749.99*
Radeon RX Vega M GH	6540	256	NA	NA
Radeon RX Vega M GL	3537	423	NA	NA
Radeon Ryzen 3 3250U	833	1077	NA	NA
Radeon Ryzen 3 5300U	1489	781	NA	NA
Radeon Ryzen 3 5425U	1532	769	NA	NA
Radeon Ryzen 3 7330U	1147	895	NA	NA
Radeon Ryzen 3 PRO 4355GE	1385	811	NA	NA
Radeon Ryzen 3 PRO 5450U	1746	714	NA	NA
Radeon Ryzen 3 PRO 7330U	2149	610	NA	NA

Videocard Name	Passmark G3D Mark (higher is better)	Rank (lower is better)	Videocard Value (higher is better)	Price (USD)
Radeon Ryzen 5 4400G	2296	578	NA	NA
Radeon Ryzen 5 4600GE with Radeon Graphics	1792	704	NA	NA
Radeon Ryzen 5 5500U	2112	616	NA	NA
Radeon Ryzen 5 5560U	1981	651	NA	NA
Radeon Ryzen 5 5600GE	2113	615	NA	NA
Radeon Ryzen 5 5600H	2443	551	NA	NA
Videocard Name	Passmark G3D Mark (higher is better)	Rank (lower is better)	Videocard Value (higher is better)	Price (USD)
Radeon Ryzen 5 5600U	2062	626	NA	NA
Radeon Ryzen 5 5625U	2110	617	NA	NA
Radeon Ryzen 5 6600H	4507	356	NA	NA
Radeon Ryzen 5 6600HS Creator Edition	3806	403	NA	NA
Radeon Ryzen 5 6600U	3470	429	NA	NA
Radeon Ryzen 5 7530U	2289	581	NA	NA
Radeon Ryzen 5 7535HS	4343	366	NA	NA
Radeon Ryzen 5 7600 6-Core	2443	550	NA	NA
Radeon Ryzen 5 7600X 6-Core	1703	723	NA	NA
Radeon Ryzen 5 Microsoft Surface Edition	2094	620	NA	NA
Radeon Ryzen 5 PRO 4655G	1489	780	NA	NA
Radeon Ryzen 5 PRO 5650G	2158	608	NA	NA
Radeon Ryzen 5 PRO 5650GE	2290	580	NA	NA
Radeon Ryzen 5 PRO 5675U	1849	683	NA	NA
Radeon Ryzen 5 PRO 6650U	3574	420	NA	NA
Radeon Ryzen 7 3700U	1400	807	NA	NA
Radeon Ryzen 7 4700G	2596	528	NA	NA
Radeon Ryzen 7 4700GE	2695	509	NA	NA
Radeon Ryzen 7 4700U	2052	628	NA	NA
Radeon Ryzen 7 4800H	4192	378	NA	NA
Radeon Ryzen 7 4800HS	7361	233	NA	NA
Radeon Ryzen 7 4800U	2283	584	NA	NA
Radeon Ryzen 7 5700U	2205	601	NA	NA
Radeon Ryzen 7 5800H	2662	516	NA	NA
Radeon Ryzen 7 5800HS	3248	451	NA	NA

Videocard Name	Passmark G3D Mark (higher is better)	Rank (lower is better)	Videocard Value (higher is better)	Price (USD)
Radeon Ryzen 7 5825U	2331	569	NA	NA
Radeon Ryzen 7 6800H	5557	288	NA	NA
Radeon Ryzen 7 6800HS	8200	202	NA	NA
Radeon Ryzen 7 6800HS Creator Edition	5606	282	NA	NA
Radeon Ryzen 7 6800U	4777	337	NA	NA
Radeon Ryzen 7 7700 8-Core	1672	729	NA	NA
Radeon Ryzen 7 7700X 8-Core	2698	507	NA	NA
Radeon Ryzen 7 7730U	2346	563	NA	NA
Radeon Ryzen 7 7735HS	5256	302	NA	NA
Radeon Ryzen 7 7735U	5093	316	NA	NA
Radeon Ryzen 7 7800X3D 8-Core	1931	659	NA	NA
Radeon Ryzen 7 Microsoft Surface Edition	2285	583	NA	NA
Radeon Ryzen 7 PRO 4750G	2598	527	NA	NA
Radeon Ryzen 7 PRO 4750GE	2205	600	NA	NA
Radeon Ryzen 7 PRO 4750U	2036	632	NA	NA
Radeon Ryzen 7 PRO 5875U	2000	644	NA	NA
Radeon Ryzen 7 PRO 6850H	5604	283	NA	NA
Radeon Ryzen 7 PRO 6850HS	5165	311	NA	NA
Radeon Ryzen 7 PRO 6850U	5083	317	NA	NA
Radeon Ryzen 7 PRO 6860Z	4853	332	NA	NA
Radeon Ryzen 7 PRO 7730U	2783	493	NA	NA
Radeon Ryzen 9 4900H	2575	530	NA	NA
Radeon Ryzen 9 4900HS	7686	225	NA	NA
Videocard Name	Passmark G3D Mark (higher is better)	Rank (lower is better)	Videocard Value (higher is better)	Price (USD)
Radeon Ryzen 9 6900HS	8066	207	NA	NA
Radeon Ryzen 9 6900HX	5191	309	NA	NA
Radeon Ryzen 9 7900 12-Core	5558	287	NA	NA
Radeon Ryzen 9 7900X 12-Core	3930	389	NA	NA
Radeon Ryzen 9 7950X3D 16-Core	1511	774	NA	NA
Radeon Ryzen 9 7950X 16-Core	7159	238	NA	NA
Radeon Ryzen 9 PRO 6950HS	3901	393	NA	NA
Radeon Ryzen Embedded V2516	1163	885	NA	NA

Videocard Name	Passmark G3D Mark (higher is better)	Rank (lower is better)	Videocard Value (higher is better)	Price (USD)
Radeon Ryzen Embedded V2748	1842	685	NA	NA
Radeon Sky 500	4736	343	NA	NA
Radeon TM R9 A360	2105	618	NA	NA
Radeon VE	2	2384	NA	NA
Radeon Vega 2	506	1436	NA	NA
Radeon Vega 3	887	1040	0.33	\$2,677.99*
Radeon Vega 3 3020e	670	1229	NA	NA
Radeon Vega 3 Athlon 300U	868	1052	NA	NA
Radeon Vega 3 Athlon 320GE	613	1301	NA	NA
Radeon Vega 3 Athlon 3000G	1056	935	NA	NA
Radeon Vega 3 Athlon Silver 3050e	530	1406	NA	NA
Radeon Vega 3 Athlon Silver 3050U	831	1083	NA	NA
Radeon Vega 3 Mobile	1009	956	NA	NA
Radeon Vega 3 Ryzen 3 3200U	847	1066	NA	NA
Radeon Vega 3 Ryzen 3 3250U	801	1108	NA	NA
Radeon Vega 3 Ryzen Embedded R1305G	358	1578	NA	NA
Radeon Vega 3 Ryzen Embedded R1505G	759	1146	NA	NA
Radeon Vega 6	1309	831	0.73	\$1,799.99*
Radeon Vega 6 Ryzen 3 3300U	1216	865	NA	NA
Radeon Vega 6 Ryzen 3 3350U	1452	792	NA	NA
Radeon Vega 6 Ryzen 3 PRO 3300U w/	1232	858	NA	NA
Radeon Vega 8	1585	752	12.50	\$126.86*
Radeon Vega 8 Mobile	1433	798	NA	NA
Radeon Vega 8 Ryzen 3 3200G	2087	621	NA	NA
Radeon Vega 8 Ryzen 3 PRO 3200G	1715	721	NA	NA
Radeon Vega 8 Ryzen 5 3450U	1278	841	NA	NA
Radeon Vega 8 Ryzen 5 3500U	1389	808	NA	NA
Radeon Vega 8 Ryzen 5 3550H	1767	708	NA	NA
Radeon Vega 8 Ryzen 5 PRO 3500U w/	1440	795	NA	NA
Radeon Vega 9	1581	753	NA	NA
Radeon Vega 9 Ryzen 5 3550H	1287	839	NA	NA
Radeon Vega 9 Ryzen 5 Microsoft Surface Edition	1330	825	NA	NA

CPU Benchmarks

Video Card Benchmarks

Hard Drive Benchmarks

RAM

PC Systems

Android

iOS / iPhone

Videocard Name	Passmark G3D Mark (higher is better)	Rank (lower is better)	Videocard Value (higher is better)	Price (USD)
Radeon Vega 10 Mobile	1472	788	NA	NA
Radeon Vega 10 Ryzen 7 PRO 3700U w/	1696	727	NA	NA
Radeon Vega 11	1820	694	NA	NA
Radeon Vega 11 Ryzen 5 PRO 3400G	1849	684	NA	NA
Radeon Vega 11 Ryzen 5 PRO 3400GE w/	1724	718	NA	NA
Radeon Vega Frontier Edition	13463	106	8.01	\$1,679.99*
Radeon VII	16803	62	8.84	\$1,899.95*
Videocard Name	Passmark G3D Mark (higher is better)	Rank (lower is better)	Videocard Value (higher is better)	Price (USD)
RADEON X300SE	38	2132	NA	NA
RADEON X550	50	2081	NA	NA
RADEON X550XT	56	2068	NA	NA
Radeon X550XTX	70	2014	NA	NA
RADEON X600 256MB HyperMemory	56	2067	NA	NA
RADEON X600 PRO	67	2033	0.42	\$160.49*
RADEON X600 SE	49	2088	0.87	\$56.18*
RADEON X600XT	91	1956	NA	NA
RADEON X700	72	2007	NA	NA
RADEON X700 PRO	75	1998	NA	NA
RADEON X700 SE	71	2011	NA	NA
RADEON X800 GT	84	1976	NA	NA
RADEON X800 GTO	114	1877	NA	NA
RADEON X800 PRO	64	2042	NA	NA
RADEON X800 PRO/GTO	73	2004	NA	NA
RADEON X800 SE	129	1830	NA	NA
RADEON X800 XL	69	2022	NA	NA
RADEON X800 XT	97	1939	NA	NA
RADEON X800 XT Platinum Edition	81	1988	NA	NA
RADEON X800GT	79	1994	NA	NA
RADEON X850 PRO	72	2006	NA	NA
RADEON X850 XT	81	1990	NA	NA
RADEON X850 XT Platinum Edition	81	1982	NA	NA
Radeon X1050	49	2087	NA	NA

CPU Benchmarks

Video Card Benchmarks

Hard Drive Benchmarks

RAM

PC Systems

Android

iOS / iPhone

Videocard Name	Passmark G3D Mark (higher is better)	Rank (lower is better)	Videocard Value (higher is better)	Price (USD)
Radeon X1250	37	2136	NA	NA
Radeon X1270	31	2171	NA	NA
Radeon X1300	58	2060	0.61	\$95.78*
Radeon X1300 PRO	84	1974	NA	NA
Radeon X1550	66	2037	0.43	\$155.00*
Radeon X1550 64-bit	47	2092	NA	NA
Radeon X1600	49	2085	NA	NA
Radeon X1600 Pro	98	1929	NA	NA
Radeon X1600 Pro / X1300XT	69	2023	NA	NA
Radeon X1600 XT	115	1872	NA	NA
Radeon X1650 GTO	74	2000	NA	NA
Radeon X1650 Pro	84	1971	0.53	\$160.89*
Radeon X1650 SE	71	2013	NA	NA
Radeon X1700 Targa Edition	116	1870	NA	NA
Radeon X1800 GTO	140	1800	NA	NA
Radeon X1900 CrossFire Edition	137	1812	NA	NA
Radeon X1900 GT	145	1793	NA	NA
Radeon X1950 CrossFire Edition	151	1782	NA	NA
Radeon X1950 GT	106	1902	NA	NA
Radeon X1950 Pro	112	1883	NA	NA
RADEON XPRESS 200	29	2177	NA	NA
RADEON XPRESS 200 CROSSFIRE	18	2217	NA	NA
RADEON XPRESS 200M	22	2207	NA	NA
Radeon Xpress 1100	34	2154	NA	NA
Videocard Name	Passmark G3D Mark (higher is better)	Rank (lower is better)	Videocard Value (higher is better)	Price (USD)
Radeon Xpress 1150	29	2175	NA	NA
Radeon Xpress 1200	35	2144	NA	NA
Radeon Xpress 1250	42	2110	NA	NA
Radeon Xpress 1270	26	2186	NA	NA
Radeon Xpress 1300	52	2072	NA	NA
Radeon Xpress 1300M	40	2120	NA	NA
Rage 128 Pro	1	2393	NA	NA

CPU Benchmarks

Video Card Benchmarks

Hard Drive Benchmarks

RAM

PC Systems

Android

iOS / iPhone

Videocard Name	Passmark G3D Mark (higher is better)	Rank (lower is better)	Videocard Value (higher is better)	Price (USD)
Rage Fury Pro/Xpert 2000 Pro	3	2356	NA	NA
Red Hat QXL controller	31	2168	NA	NA
RGH Drivers v3	11	2237	NA	NA
RIVA TNT2 Model 64/Model 64 Pro	3	2333	NA	NA
RIVA TNT2/TNT2 Pro	3	2345	NA	NA
RTX 2000 Ada Generation Laptop GPU	15438	81	NA	NA
RTX 3500 Ada Generation Laptop GPU	17922	54	NA	NA
RTX 4000 Ada Generation Laptop GPU	21533	24	NA	NA
RTX 4000 SFF Ada Generation	18000	53	NA	NA
RTX 5000 Ada Generation Laptop GPU	20403	30	NA	NA
RTX 6000 Ada Generation	20731	26	NA	NA
RTX A500 Laptop GPU	6610	252	NA	NA
RTX A1000 6GB Laptop GPU	11256	143	NA	NA
RTX A1000 Laptop GPU	9500	167	NA	NA
RTX A2000	13775	98	32.88	\$419.00
RTX A2000 8GB Laptop GPU	10899	146	NA	NA
RTX A2000 12GB	14025	93	NA	NA
RTX A2000 Laptop GPU	10103	155	NA	NA
RTX A3000 12GB Laptop GPU	14699	87	NA	NA
RTX A3000 Laptop GPU	12495	125	NA	NA
RTX A4000	19111	41	25.48	\$749.99*
RTX A4000 Laptop GPU	15848	72	NA	NA
RTX A4500	20947	25	19.40	\$1,079.99*
RTX A4500 Laptop GPU	17792	56	NA	NA
RTX A5000	23252	18	10.86	\$2,141.99*
RTX A5000 Laptop GPU	15952	70	NA	NA
RTX A5500	17336	57	7.99	\$2,169.99*
RTX A5500 Laptop GPU	18210	52	NA	NA
RTX A6000	22568	19	4.66	\$4,847.84
RV530 PRO				

[CPU Benchmarks](#)

[Video Card Benchmarks](#)

[Hard Drive Benchmarks](#)

[RAM](#)

[PC Systems](#)

[Android](#)

[iOS / iPhone](#)

[Software](#)

[Hardware](#)

[Benchmarks](#)

[About Us](#)

[Services](#)

[International](#)

[BurnInTest](#)

[Ryzen 3 4300G with Radeon Graphics](#)

[USB3.0](#)

[Loopback](#)

[Ryzen 3 4300U with Radeon Graphics](#)

[Flags](#)

[CPU](#)

[Benchmarks](#)

[Company](#)

[Contact Us](#)

[Store](#)

[Disclaimer](#)

[OSForensics](#)

[USB2.0](#)

[Benchmarks](#)

[The Press Room](#)

[MemTest86](#)

[Loopback Plugs](#)

[Hard Drive Benchmarks](#)

[Forums](#)

[Privacy](#)

[WirelessMon](#)

[CPU Benchmarks](#)

[Video Card Benchmarks](#)

[Hard Drive Benchmarks](#)

[RAM](#)

[PC Systems](#)

[Android](#)

[iOS / iPhone](#)

[Zoom Search Engine](#)

[Free Software](#)

[USB Power Delivery Tester](#)

[Ryzen 3 5300U with Radeon Graphics](#)

[Ryzen 3 PRO 4200GE with Radeon Graphics](#)

[Ryzen 3 PRO 4300U with Radeon Graphics](#)

[Ryzen 3 PRO 4350G with Radeon Graphics](#)

[Ryzen 3 Pro 4350G with Radeon Graphics](#)

[Ryzen 3 PRO 4350GE with Radeon Graphics](#)



Copyright © 2023 PassMark® Software

Videocard Name	Mark (higher is better)	RAM (lower is better)	videocard value (higher is better)	PRICE (USD)
Ryzen 3 PRO 4450U with Radeon Graphics	1535	768	NA	NA
Ryzen 3 PRO 5350G with Radeon Graphics	2282	585	NA	NA
Ryzen 3 PRO 5350GE with Radeon Graphics	2307	573	NA	NA
Ryzen 3 PRO 5450U with Radeon Graphics	1601	750	NA	NA
Ryzen 5 2500U with Radeon Vega	1503	778	NA	NA
Ryzen 5 4500U with Radeon Graphics	1804	699	NA	NA
Ryzen 5 4600G with Radeon Graphics	2407	557	NA	NA
Ryzen 5 4600H with Radeon Graphics	2270	588	NA	NA
Ryzen 5 4600HS with Radeon Graphics	8120	205	NA	NA
Ryzen 5 4600U with Radeon Graphics	1873	675	NA	NA
Ryzen 5 5500U with Radeon Graphics	2010	640	NA	NA
Ryzen 5 5560U with Radeon Graphics	2120	613	NA	NA
Ryzen 5 5600G with Radeon Graphics	2579	529	NA	NA
Ryzen 5 5600GE with Radeon Graphics	2601	524	NA	NA
Ryzen 5 5600H with Radeon Graphics	2332	568	NA	NA
Ryzen 5 5600U with Radeon Graphics	2188	602	NA	NA
Ryzen 5 6600HS Creator Edition	3685	411	NA	NA
Ryzen 5 6600U with Radeon Graphics	3233	454	NA	NA
Ryzen 5 PRO 4400G with Radeon Graphics	2305	574	NA	NA
Ryzen 5 PRO 4400GE with Radeon Graphics	1441	793	NA	NA
Ryzen 5 PRO 4500U with Radeon Graphics	2007	642	NA	NA
Ryzen 5 Pro 4650G with Radeon Graphics	2420	554	NA	NA
Ryzen 5 PRO 4650GE with Radeon Graphics	2040	630	NA	NA
Ryzen 5 PRO 4650U with Radeon Graphics	1703	724	NA	NA

Videocard Name	Passmark G3D Mark (higher is better)	Rank (lower is better)	Videocard Value (higher is better)	Price (USD)
Ryzen 5 PRO 5650GE with Radeon Graphics	2470	546	NA	NA
Ryzen 5 PRO 5650U with Radeon Graphics	2027	636	NA	NA
Ryzen 5 PRO 6650U	3492	426	NA	NA
Ryzen 5 PRO 6650U with Radeon Graphics	3629	417	NA	NA
Ryzen 7 2700U with Radeon Vega	1617	744	NA	NA
Ryzen 7 4700G with Radeon Graphics	2186	603	NA	NA
Ryzen 7 4700GE with Radeon Graphics	2496	542	NA	NA
Ryzen 7 4700U with Radeon Graphics	2034	633	NA	NA
Ryzen 7 4800H with Radeon Graphics	2113	614	NA	NA
Ryzen 7 4800U with Radeon Graphics	2343	565	NA	NA
Ryzen 7 5700G with Radeon Graphics	2799	491	NA	NA
Ryzen 7 5700GE with Radeon Graphics	2656	519	NA	NA
Ryzen 7 5700U with Radeon Graphics	2248	593	NA	NA
Ryzen 7 5800H with Radeon Graphics	2782	494	NA	NA
Ryzen 7 5800HS with Radeon Graphics	4839	333	NA	NA
Ryzen 7 5800U with Radeon Graphics	2388	559	NA	NA
Ryzen 7 6800H	5247	304	NA	NA
Ryzen 7 6800H with Radeon Graphics	4795	336	NA	NA
Ryzen 7 6800HS	5237	305	NA	NA
Ryzen 7 6800HS Creator Edition	5345	298	NA	NA
Ryzen 7 6800HS with Radeon Graphics	6867	245	NA	NA
Ryzen 7 6800U	5047	324	NA	NA
Ryzen 7 6800U with Radeon Graphics	4708	347	NA	NA
Ryzen 7 Extreme Edition	2215	598	NA	NA
Videocard Name	Passmark G3D Mark (higher is better)	Rank (lower is better)	Videocard Value (higher is better)	Price (USD)
Ryzen 7 Pro 4750G with Radeon Graphics	2681	515	NA	NA
Ryzen 7 PRO 4750GE with Radeon Graphics	2549	532	NA	NA
Ryzen 7 PRO 4750U with Radeon Graphics	2029	634	NA	NA
Ryzen 7 PRO 5750G with Radeon Graphics	2452	549	NA	NA
Ryzen 7 PRO 5750GE with Radeon Graphics	2556	531	NA	NA
Ryzen 7 PRO 5850U with Radeon Graphics	2291	579	NA	NA
Ryzen 7 PRO 6850HS with Radeon Graphics	3736	408	NA	NA

Videocard Name	Passmark G3D Mark (higher is better)	Rank (lower is better)	Videocard Value (higher is better)	Price (USD)
Ryzen 7 PRO 6850U with Radeon Graphics	4966	327	NA	NA
Ryzen 7 PRO 6860Z	5076	318	NA	NA
Ryzen 7 PRO 6860Z with Radeon Graphics	4729	344	NA	NA
Ryzen 9 5900HS with Radeon Graphics	5809	277	NA	NA
Ryzen 9 5900HX with Radeon Graphics	2890	482	NA	NA
Ryzen 9 6900HS	8005	210	NA	NA
Ryzen 9 6900HS with Radeon Graphics	5827	276	NA	NA
Ryzen 9 6900HX	5415	295	NA	NA
Ryzen 9 6900HX with Radeon Graphics	4208	376	NA	NA
Ryzen 9 PRO 6950H	5661	280	NA	NA
Ryzen 9 PRO 6950HS with Radeon Graphics	5067	319	NA	NA
S3 5400EW	148	1786	NA	NA
S3 Chrome 430 ULP	39	2126	NA	NA
S3 Chrome S25 DDR2	18	2214	NA	NA
S3 Chrome S27 DDR3	33	2157	NA	NA
S3 Inc. Savage4	3	2354	NA	NA
S3 ProSavageDDR	1	2392	NA	NA
S3 SuperSavage/IXC 1014	1	2386	NA	NA
SAPPHIRE RADEON 9000 ATLANTIS PRO	5	2291	NA	NA
SAPPHIRE RADEON 9600 ATLANTIS	47	2094	NA	NA
Sapphire RADEON X800 GT	112	1886	NA	NA
SAPPHIRE Radeon X1550	61	2050	NA	NA
Seria Mobility Radeon HD 3400	124	1845	NA	NA
Seria Radeon HD 7700	1603	749	NA	NA
SUMO 964A	497	1443	NA	NA
SUMO 9640	650	1254	NA	NA
SUMO 9644	465	1478	NA	NA
Surface Duo Adreno 640 GPU	425	1518	NA	NA
T400	3621	418	20.12	\$179.99*
T400 4GB	3636	414	NA	NA
T500	3634	416	NA	NA
T550 Laptop GPU	4813	334	NA	NA
T600	6503	257	27.10	\$239.99*

Videocard Name	Passmark G3D Mark (higher is better)	Rank (lower is better)	Videocard Value (higher is better)	Price (USD)
T1000	7701	224	22.45	\$342.99*
T1000 8GB	7635	227	NA	NA
T1200 Laptop GPU	7722	223	NA	NA
TENSOR 1.0 Driver Intel HD 630	1299	836	NA	NA
Tesla C2050	3323	448	12.31	\$269.99*
Tesla C2050 / C2070	3428	435	NA	NA
Tesla C2070	3101	465	5.13	\$604.00*
Videocard Name	Passmark G3D Mark (higher is better)	Rank (lower is better)	Videocard Value (higher is better)	Price (USD)
Tesla C2075	3118	463	4.83	\$646.00*
Tesla K20m	4330	368	NA	NA
Tesla K20Xm	2917	480	NA	NA
Tesla M6	7509	230	37.73	\$199.00*
Tesla M10	3490	427	1.30	\$2,695.00*
Tesla M40	10212	152	17.02	\$600.00*
Tesla M40 24GB	10474	149	NA	NA
Tesla M60	7770	221	9.86	\$787.90*
Tesla M2070-Q	1305	832	NA	NA
Tesla P4	8766	187	NA	NA
Tesla P40	18514	50	NA	NA
Tesla P100-PCI-E-16GB	7225	236	NA	NA
Tesla T4	10867	147	2.34	\$4,646.99*
Tesla T10	12650	122	NA	NA
Tesla V100-PCI-E-32GB	8259	199	NA	NA
TITAN RTX	19896	33	7.12	\$2,794.99*
TITAN V	19920	31	9.96	\$1,999.99*
TITAN V CEO Edition	16987	59	NA	NA
TITAN Xp COLLECTORS EDITION	19303	39	NA	NA
TRINITY DEVASTATOR MOBILE	699	1209	NA	NA
TRINITY SCRAPPER MOBILE	498	1442	NA	NA
V9560XT	6	2266	NA	NA
Vanta/Vanta LT	3	2358	NA	NA
VIA Chrome9 HC3 IGP	2	2370	NA	NA

[CPU Benchmarks](#)[Video Card Benchmarks](#)[Hard Drive Benchmarks](#)[RAM](#)[PC Systems](#)[Android](#)[iOS / iPhone](#)

Videocard Name	Passmark G3D Mark (higher is better)	Rank (lower is better)	Videocard Value (higher is better)	Price (USD)
VIA Chrome9 HC IGP Family	3	2331	NA	NA
VIA Chrome9 HC IGP Family WDDM	3	2343	NA	NA
VIA Chrome9 HC IGP Prerelease WDDM 1.1	2	2382	NA	NA
VIA Chrome9 HC IGP WDDM	2	2366	NA	NA
VIA Chrome9 HC IGP WDDM 1.1	3	2347	NA	NA
VIA Chrome9 HCM IGP	1	2390	NA	NA
VIA Chrome9 HD IGP	9	2242	NA	NA
VIA/S3G C-645/640 GPU	132	1825	NA	NA
VIA/S3G Chrome 645/640 GPU	109	1897	NA	NA
VIA/S3G DeltaChrome IGP	3	2349	NA	NA
VIA/S3G KM400/KN400	4	2325	NA	NA
VIA/S3G UniChrome IGP	4	2320	NA	NA
VIA/S3G UniChrome Pro IGP	4	2305	NA	NA
VIA/S3G UniChromell	5	2274	NA	NA
VisionTek Radeon 7000	1	2387	NA	NA
WinFast A250 LE	4	2300	NA	NA
Xabre	5	2292	NA	NA
XGI Volari Family v1.13.23.D_V	4	2310	NA	NA
ZX Chrome 645/640 GPU	147	1791	NA	NA

* - Last price seen from our affiliates.