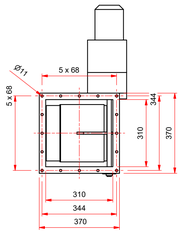

PRODUCT OUTLET FILTER
(DOUBLE FLAP VALVE)

F-F (1 : 50)

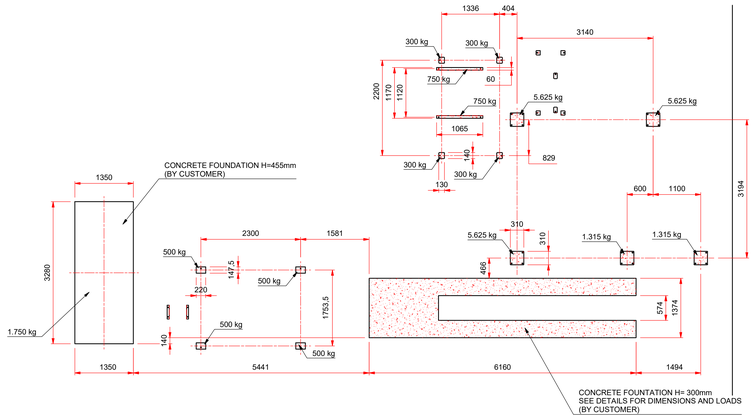

LOADS FLUID BED DRYER
STATIC LOAD EMPTY 7.500 kg
STATIC LOAD CATASTROPHE 15.000 kg
DYNAMIC LOAD HORIZONTAL +/- 23 kN
DYNAMIC LOAD VERTICAL +/- 9 kN
SHAKING FREQUENCY 180-270 rpm, 3- 4,5 Hz

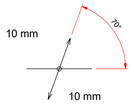

DIRECTION OF
MOVEMENT

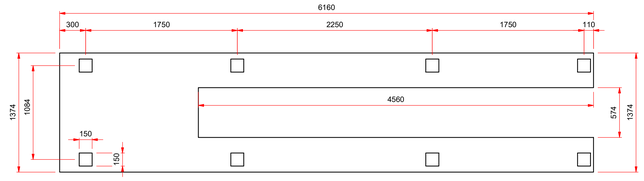

DETAIL FROM FLUIDBED CONCRETE FOUNDATION BLOCK, HEIGHT IS 300mm

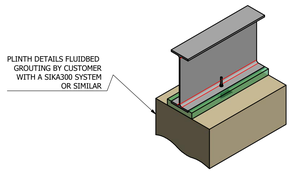

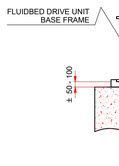

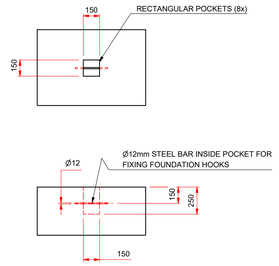

G (1 : 10)
PRODUCT INLET

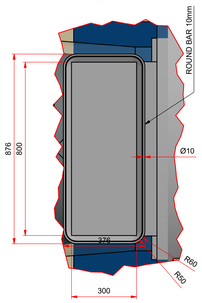

H (1 : 10)

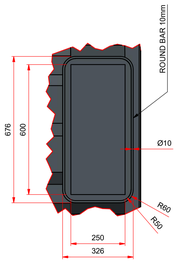

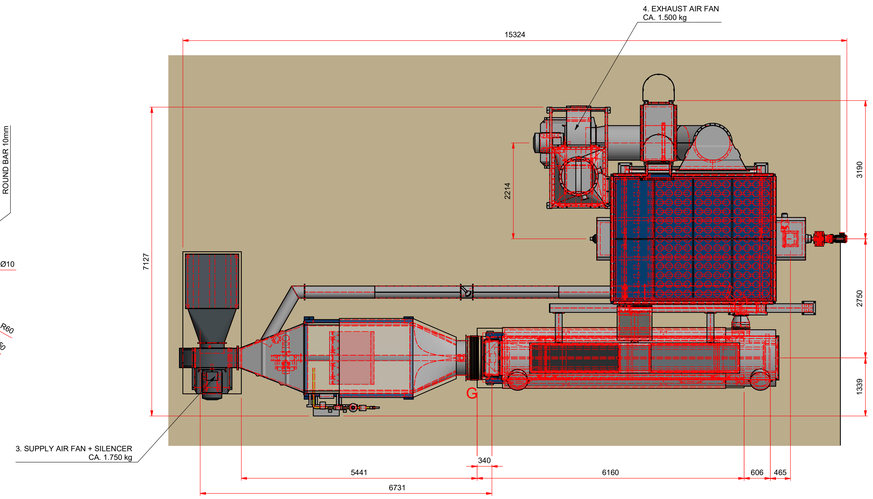

REMARKS:

1. CONCRETE FOUNDATION FOR FLUIDBED AND SUPPLY FAN MUST BE PROVIDED BY THE CUSTOMER ACCORDING TO THIS DRAWING
2. ALL FOUNDATION HOLES, WITH EXCEPTION OF THOSE FROM THE FLUIDBED, WILL BE DRILLED DURING INSTALLATION
3. FLUIDBED DRYER/COOLER WILL BE POSITIONED UNDER A 50mm INCLINATION
4. MARGIN UNDERNEATH THE FLUIDDBED DRIVE UNIT MUST BE UNDERFILLED WITH SHRINKFREE GROUT COMPLETELY (SEE DETAILS)
5. MINOR LOADS ARE NOT MENTIONED
6. CUSTOMER MUST MAKE SURE THAT THE PRODUCT AT THE INLET IS EVENLY DISTRIBUTED OVER THE FULL WIDTH OF THE FLUIDBED

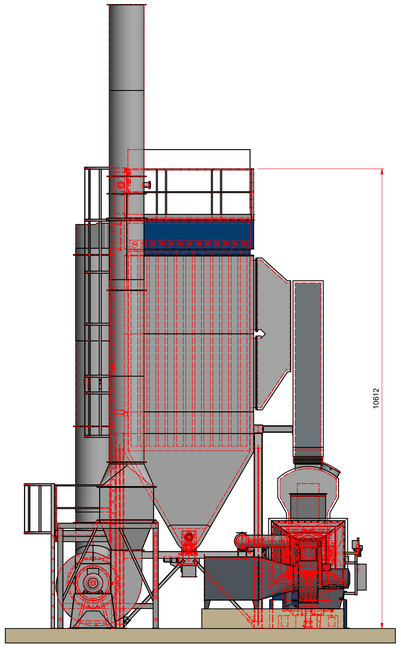

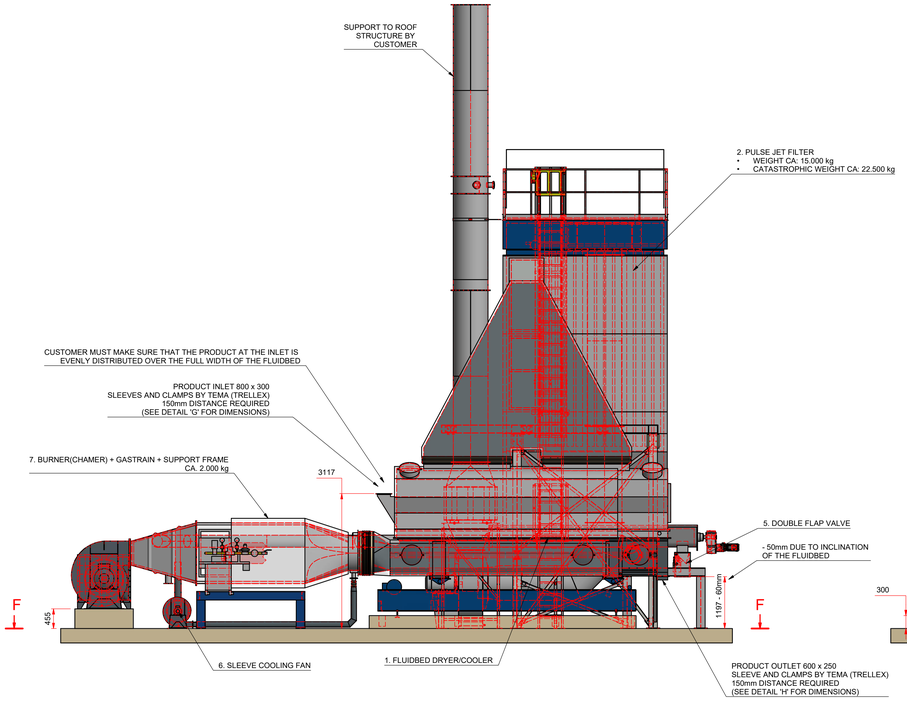

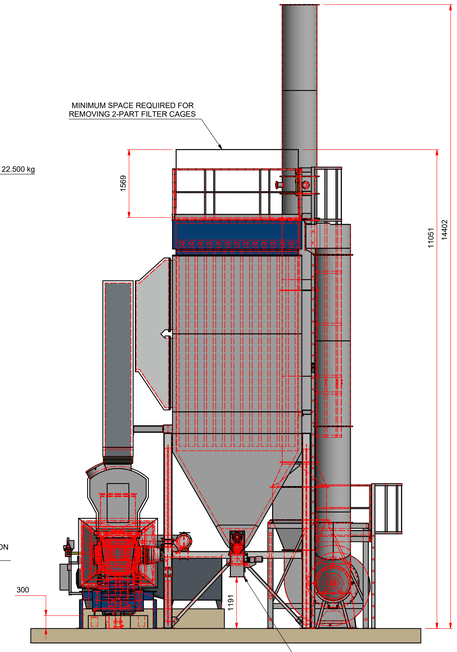

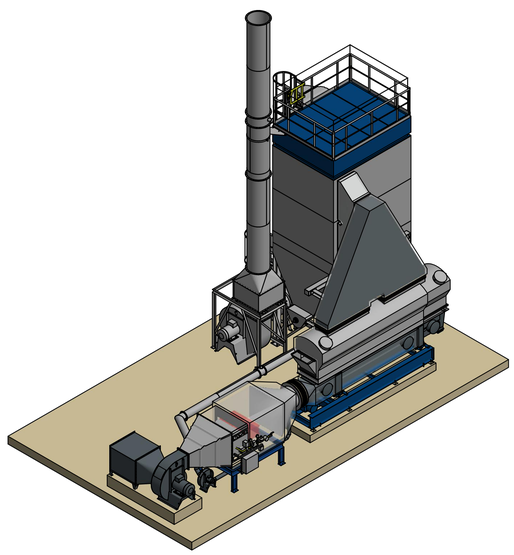

Revision history		
Rev.	Date	Description
E	3-1-2022	Foundation loads added
B	11-10-2021	Implemented final fan models and lowered concrete foundation for the supply fan
C	08-11-2021	Fluidbed foundation block height changed to 300mm and distance under filter product outlet became 1190mm
D	06-12-2021	Modifications added per customer request (as built)

TEMA PROCESS
FLUIDBED DRYERS
WWW.TEMAPROCESS.COM

Material:		Dimensions: -	
Doc no.:	_T212249-0001.idw		
Third angle projection:		Part number:	T212249-0001
Drawn by:	LRi / RV	Creation date:	26-8-2021
Checked by:		Checked date:	
Scale:	1:60	Units:	mm
Status:	Pending	Description:	LAYOUT - ODRA SA
Revision:	E	Format:	A0

Tema Process BV, Ir. R. R. van der Zeelaan 5, 8191 JH Wapenveld, tel: +31 (0)88 522 5800, www.temaprocess.com, info@temaprocess.com

COPYRIGHT TEMA PROCESS B.V.
THIS DRAWING IS THE PROPERTY OF TEMA PROCESS B.V. AND
MUST NEITHER BE PASSED ON TO ANY PERSON NOT AUTHORIZED
TO RECEIVE IT NOR BE COPIED OR OTHERWISE REPRODUCED, IN WHOLE OR IN PART, NOR
USE OF ANYBODY WHITOUT THE PERMISSION OF TEMA PROCESS B.V.