





X. Dokumentacja fotograficzna krzewów.




1. Bez czarny



2. Bez czarny





3. Bez czarny





4. Bez czarny




5. Bez czarny




6. Bez czarny





7. Bez czarny





8. Bez czarny




9. Bez czarny.



10. Bez czarny




11. Bez czarny




12. Jaśminowiec wonny




13. Bez czarny




14. Bez czarny





15. Jaśminowiec wonny





16. Bez czarny







17. Bez czarny



XI. Dokumentacja fotograficzna drzew do przesadzenia.



1. „A” Drzewo ozdobne z rodzaju Śliwa (*Prunus sp.*)



2. „B” Drzewo ozdobne z rodzaju Śliwa (*Prunus sp.*)



3. „C” Drzewo ozdobne z rodzaju Śliwa (*Prunus sp.*)

XII. Szkic Pogładowy Lokalizacji Zadrzewień i Krzewów do Usunięcia

LEGENDA

- 12 Drzewa przeznaczone do usunięcia
- ⊙ Krzewy przeznaczone do usunięcia
- A Drzewa przeznaczone do przaszczepienia

