NR ELEMENTU	NUMER CZĘŚCI	OPIS	ILOŚĆ
1	HARPIA_PROFIL 100X100X10 - 2270		1
2	HARPIA_BLACHA 200X220X12		4
3	HARPIA_PROFIL 100X100X10 - 1160		2
4	HARPIA_PROFIL 100X100X10 - 1614		1
5	HARPIA_BLACHA 200X250X12		2
6	HARPIA_C160X80		1
7	HARPIA_PETLA KOLA GPOROWEGO		1

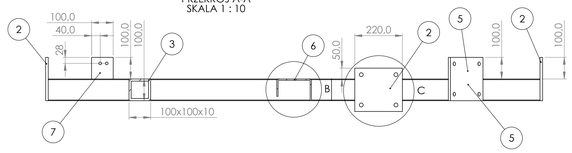

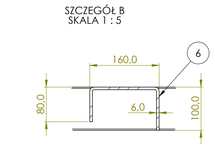

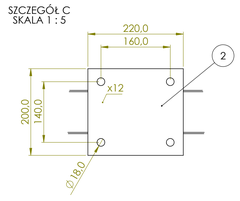

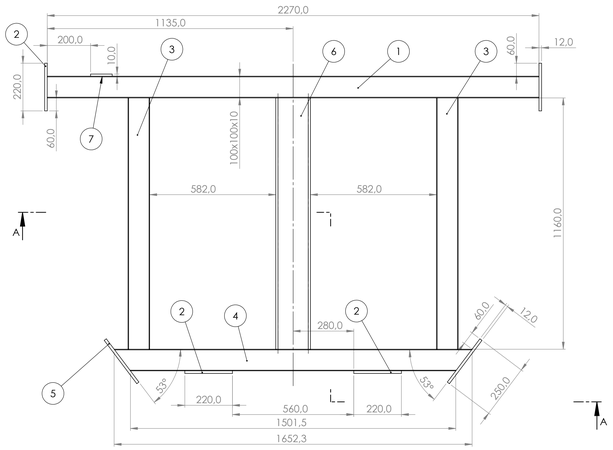

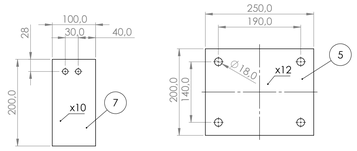

Uwagi:
1. Wykonać 2 sztuki
2. Ostre krawędzie zatępić

NR ELEMENTU	NUMER CZĘŚCI	OPIS	ILOŚĆ
1	HARPIA_RAMA IV		1
2	HARPIA_RAMA III		1
3	HARPIA_PROFIL 100X100X10 - 2084		1
4	HARPIA_BLACHA 200X220X12		1
5	HARPIA_BLACHA 200X250X12		1
6	HARPIA_UCHO II		1
7	HARPIA_BLACHA II		1
8	HARPIA_UCHO I		1
9	KATOWNIK RAMY1	<NIE OKREŚLONO>	1

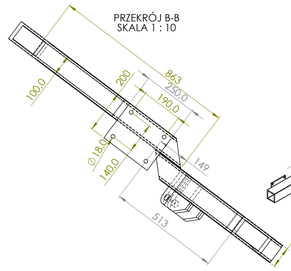

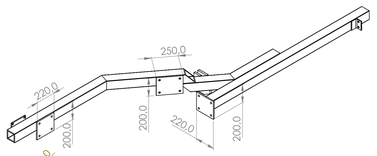

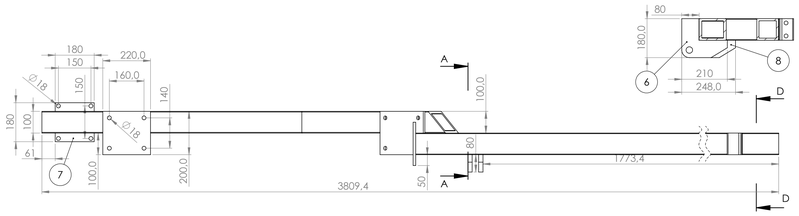

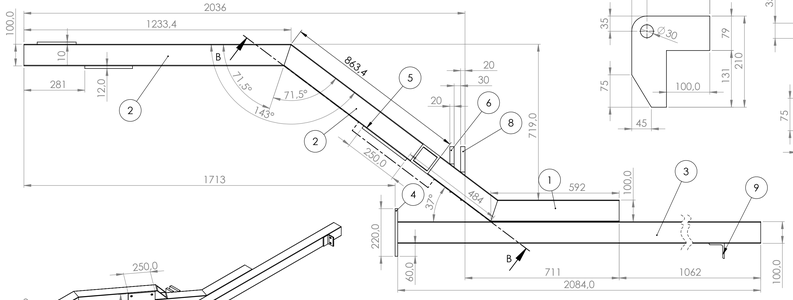

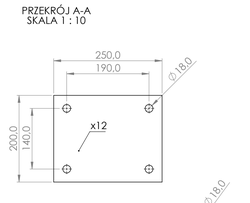

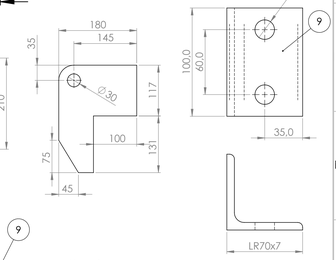

Uwagi:
1. Ostre krawędzie zatępić
2. Wykonać 4 sztuki
3. Co drugą sztukę wykonać w odbiciu lustrzanym

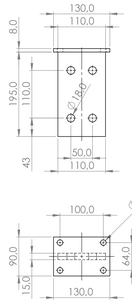

Wykonać 4 sztuki

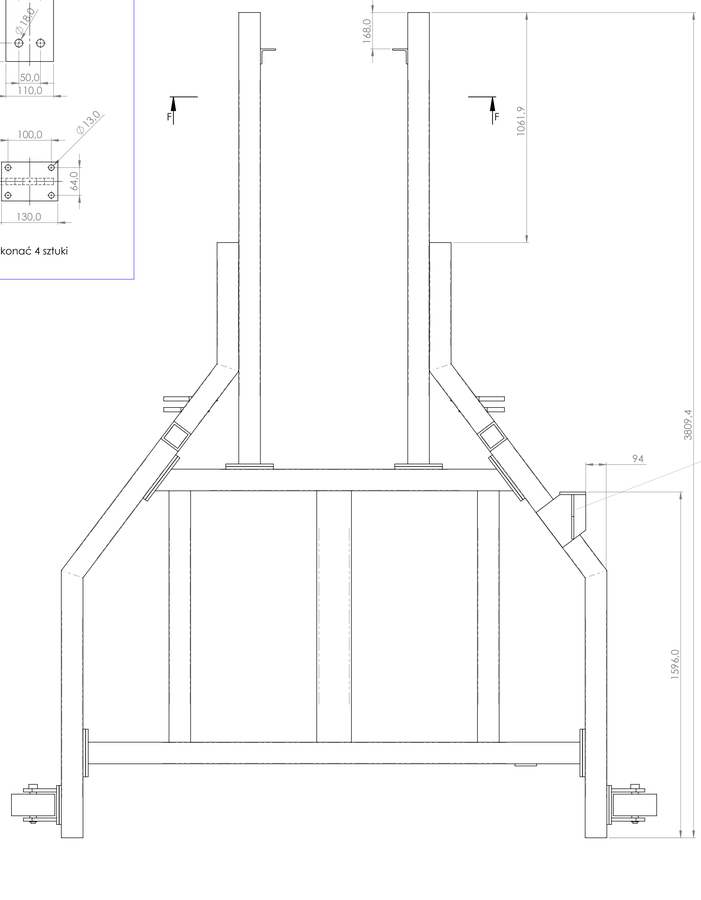

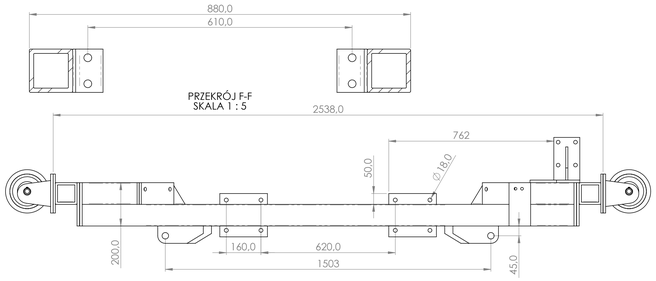

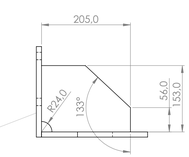

Uwagi:
1. Wykonać 2 sztuki
2. Ostre krawędzie zatępić

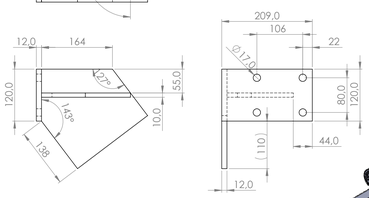

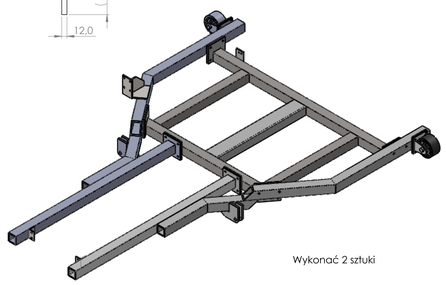

Wykonać 2 sztuki

NR ELEMENTU	NUMER CZĘŚCI	ILOŚĆ
1	PROFIL BRAMOWY 60X4	1
2	CEOWNIK PROWADNICY	1
3	ŻEBRO SZYNY	12
4	LUSTROŻEBRO SZYNY	12
5	BLK_TORU	4
6	ZAŚLEPKA SZYNY	2

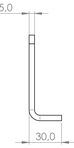

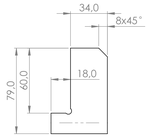

Wykonać 48szt.
Co drugą wykonać w odbiciu lustrzanym

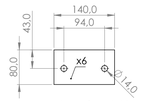

Wykonać 4 sztuki

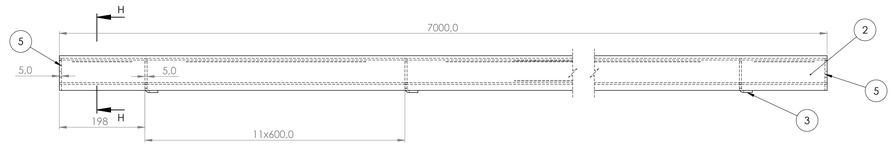

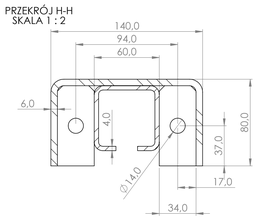

Drugi koniec wykonać analogicznie

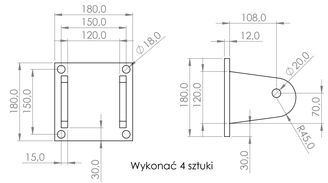

Wykonać 4 sztuki

Wykonać 2 sztuki

OTYPA ZE OKREŚLONO INACZEJ: WYMIARY SĄ W MILIMETRACH WYKONALCZNE POWIERZCHNI TOLERANCJE: ISO 2768-m KĄTOWA:		WYKOPCZENIE:			STEP OSTRE KRAWĘDZIE	NIE SKALA(1:1 RYSUNKU	POPRAWKA
	IMIĘ I NAZWISKO	PODPIS	DATA			TYTUŁ:	
NARYS.							
SPRAWDZ.							
ZATWIER.							
WYPROD.							
Z JAKOŚCI				MATERIAŁ: Materiał <nieokreślony>		NR RYSUNKU: Rama 1	A0
				WAGA:		SKALA 1:20	ARKUSZ 1 Z 1