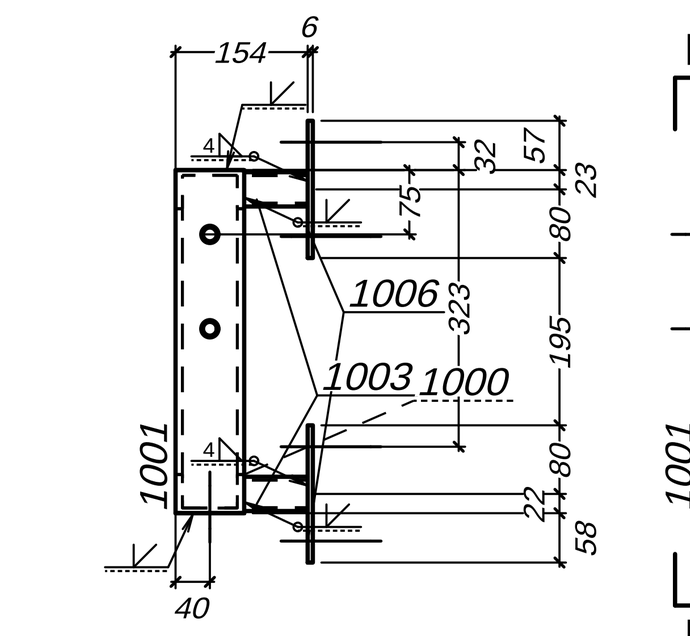

Widok 100, B-B

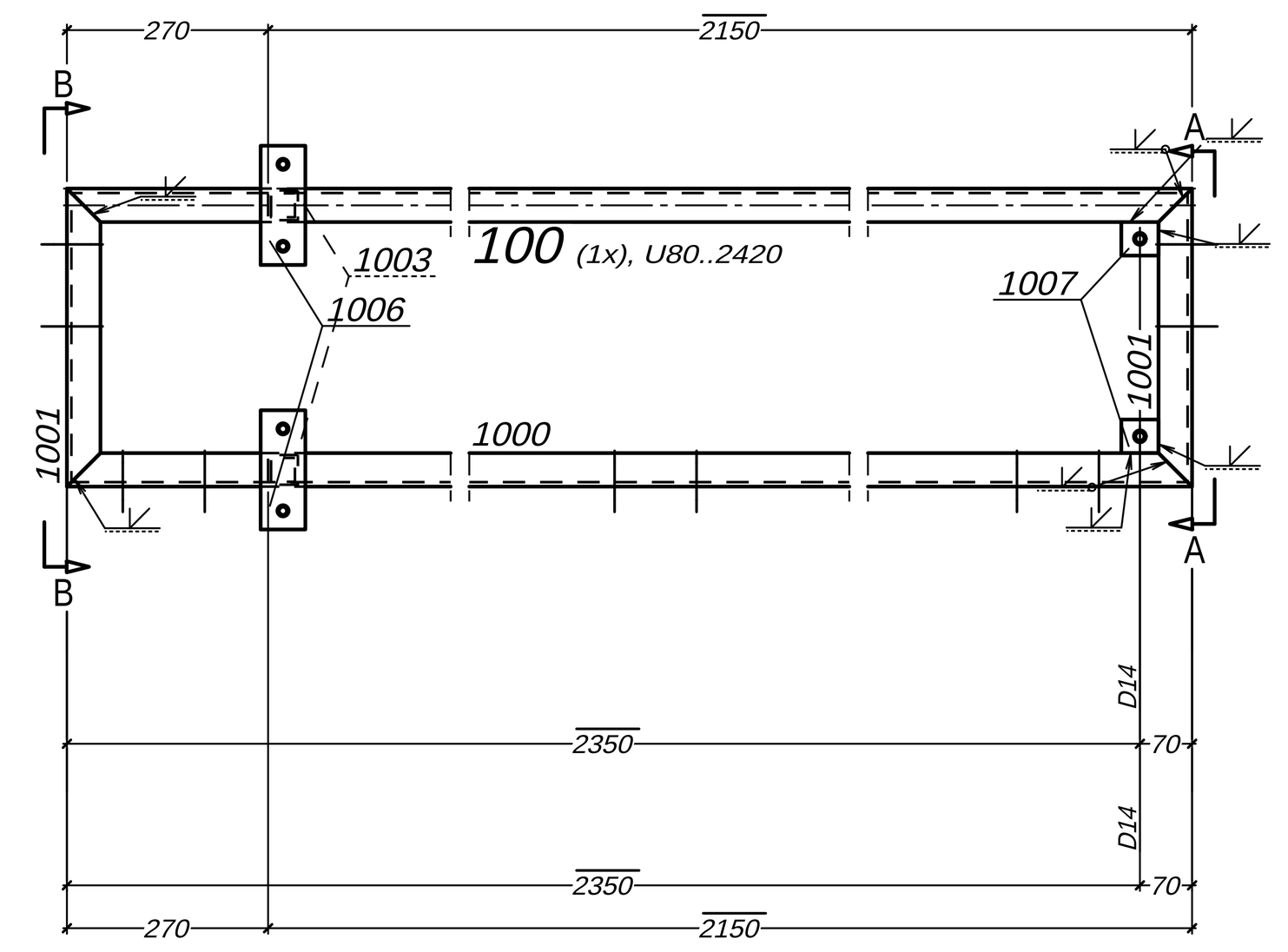

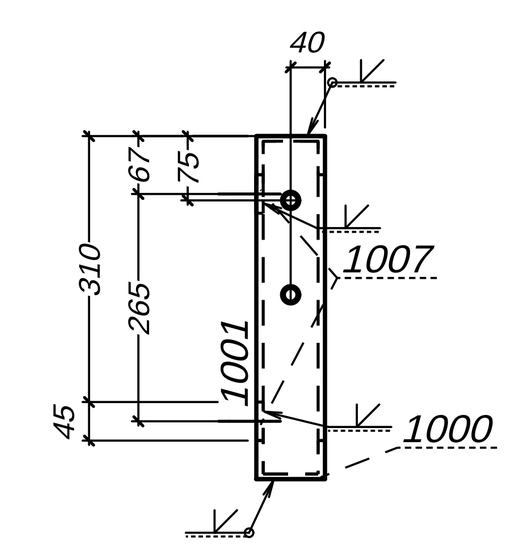

Widok 100, A-A

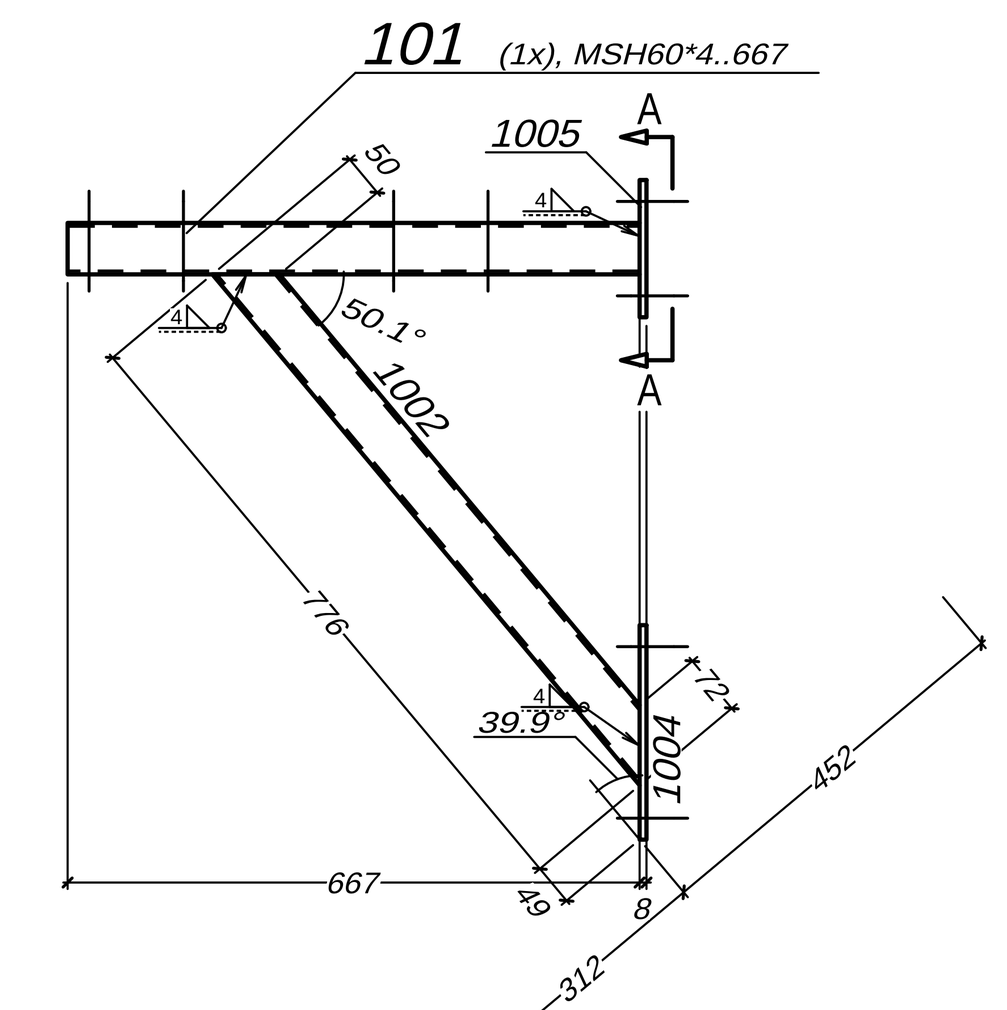

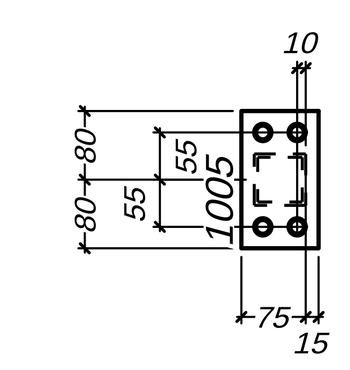

Widok 101, A-A

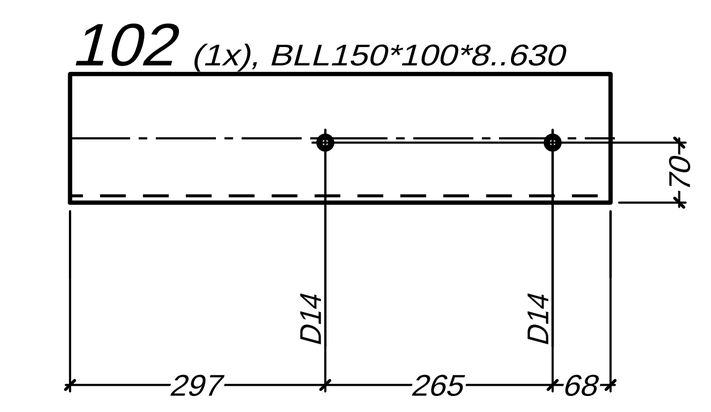

** Zest. dla jednego el. wysy³kowego-Poz.102 Suma 1 x Wykonaæ

Nr.	Tnr	Poz.	Nazwa	Sztuk	Profil	Materia³	D³ugoœæ	Waga	Ozn.
1	1	102	Katownik	1	BLL150*100*8	S235	630	9.57	
Waga ca³kowita (kg)								9.57	
Gabaryty (W x S x D): 150 x 100 x 630									

Sztuk	Œruby	Norma	Materia³	Waga	Ozn.
2	M12*40	7990	4.6	0.17	Monta¿owe

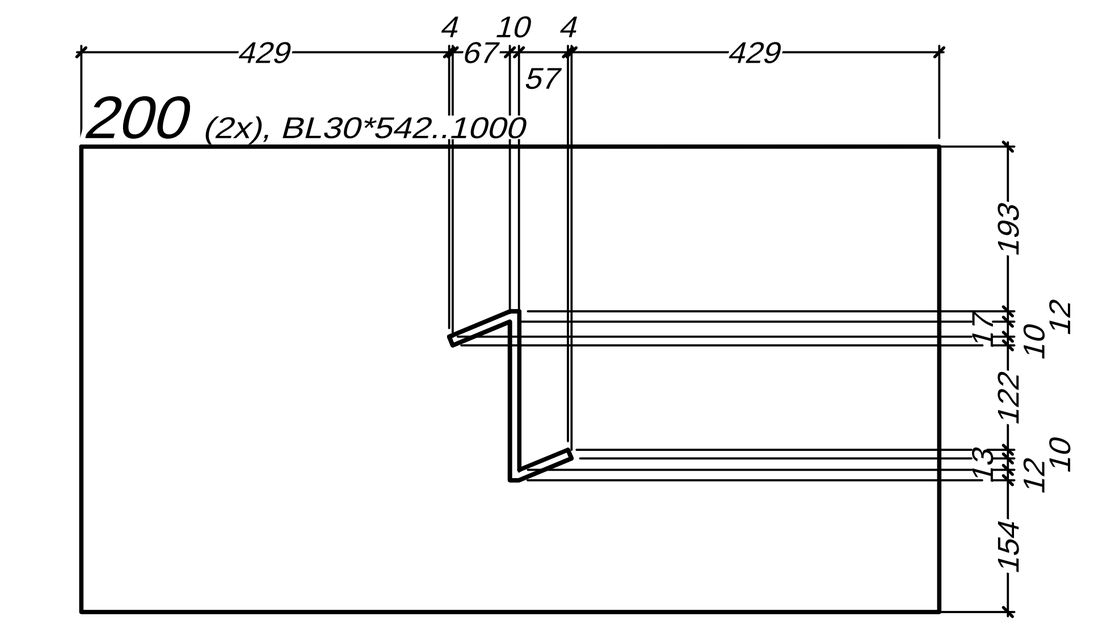

** Zest. dla jednego el. wysy³kowego-Poz.200 Suma 2 x Wykonaæ

Nr.	Tnr	Poz.	Nazwa	Sztuk	Profil	Materia³	D³ugoœæ	Waga	Ozn.
1	2	200	KOZ_34x38_30x3	1	BL30*542	KOZ_34x38_30x3	1000	15.72	
Waga ca³kowita (kg)								15.72	
Gabaryty (W x S x D): 542 x 30 x 1000									

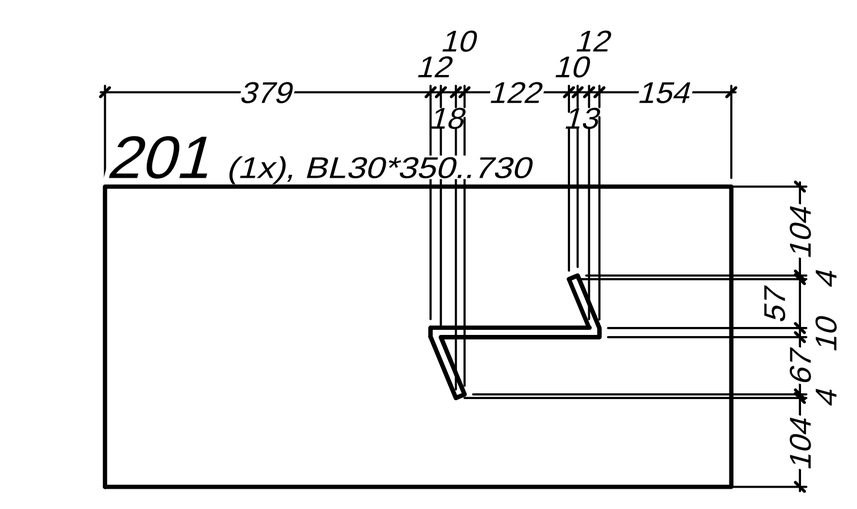

** Zest. dla jednego el. wysy³kowego-Poz.201 Suma 1 x Wykonaæ

Nr.	Tnr	Poz.	Nazwa	Sztuk	Profil	Materia³	D³ugoœæ	Waga	Ozn.
1	2	201	KOZ_34x38_30x3	1	BL30*350	KOZ_34x38_30x3	730	7.40	
Waga ca³kowita (kg)								7.40	
Gabaryty (W x S x D): 350 x 30 x 730									

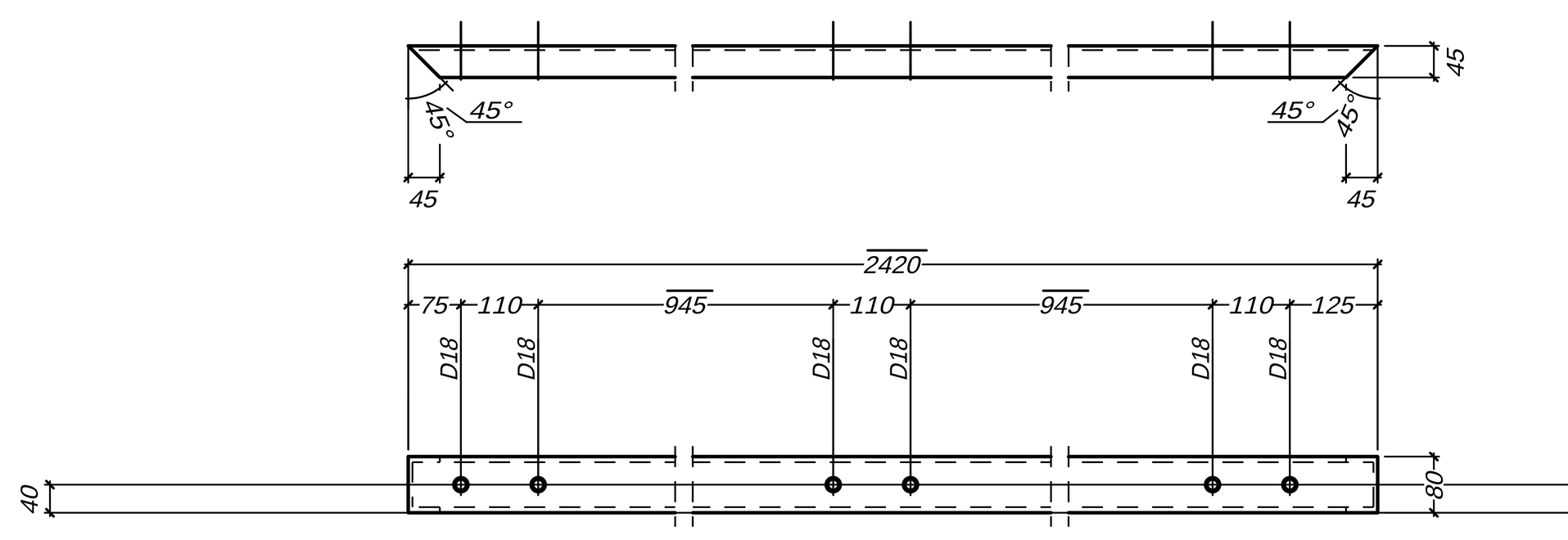

1 x Pos. 1000

U80 - S235..2420

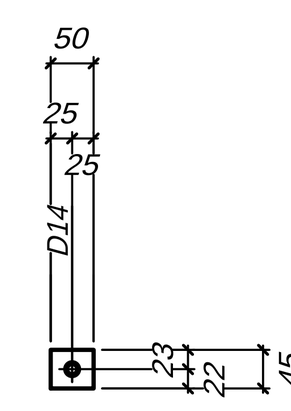

2 x Pos. 1007

FL45*8 - S235..50

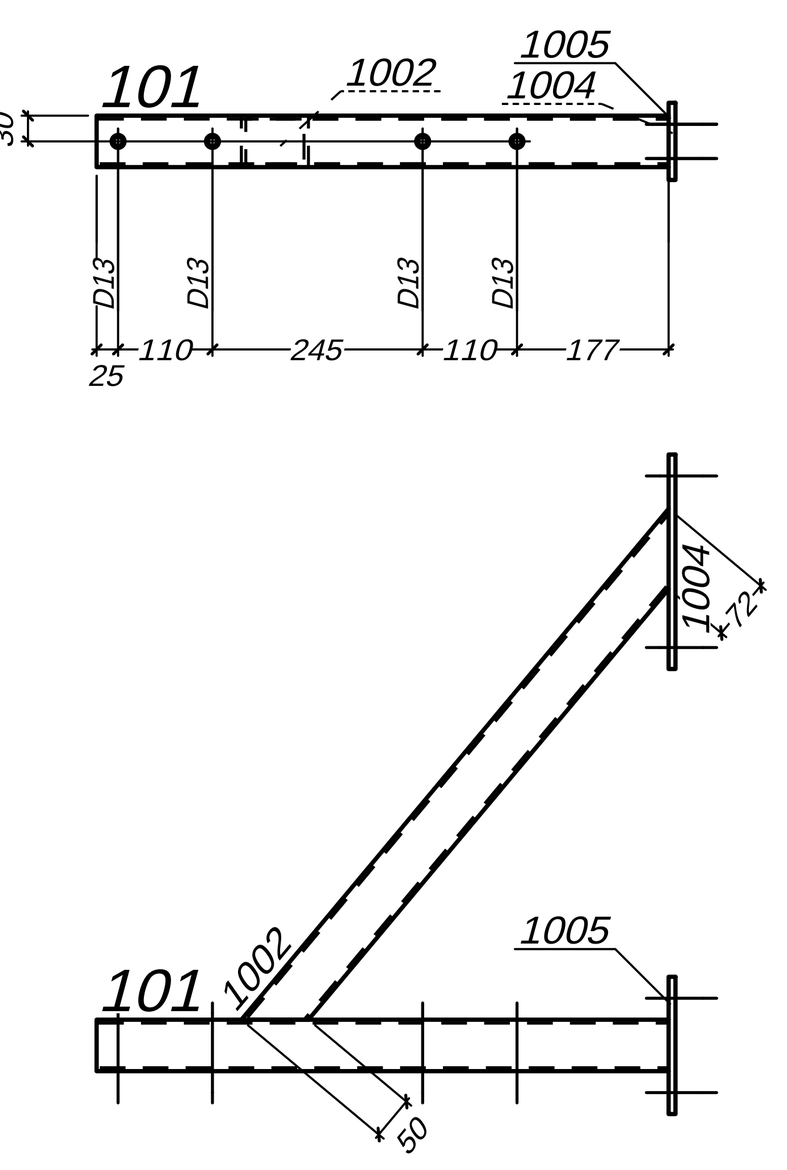

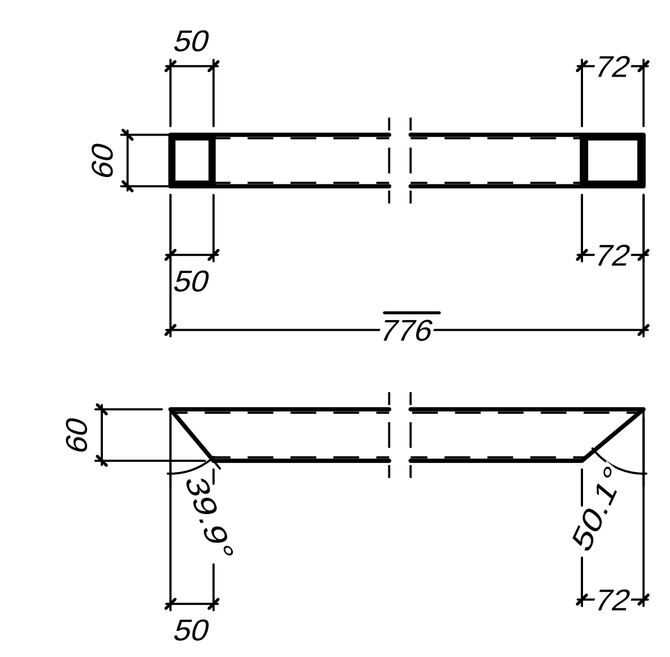

1 x Pos. 1002

MSH60*4 - S235..776

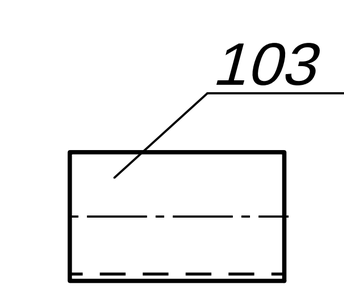

** Zest. dla jednego el. wysy³kowego-Poz.103 Suma 1 x Wykonaæ

Nr.	Tnr	Poz.	Nazwa	Sztuk	Profil	Materia³	D³ugoœæ	Waga	Ozn.
1	1	103	Katownik	1	BLL150*100*8	S235	250	3.80	
Waga ca³kowita (kg)								3.80	
Gabaryty (W x S x D): 150 x 100 x 250									

** Zest. dla jednego el. wysy³kowego-Poz.100 Suma 1 x Wykonaæ

Nr.	Tnr	Poz.	Nazwa	Sztuk	Profil	Materia³	D³ugoœæ	Waga	Ozn.
1	1	100	Ceownik	1	U80	S235	2420	20.91	
2	1	1000	Ceownik	1	U80	S235	2420	20.91	
3	1	1001	Ceownik	2	U80	S235	400	6.91	
4	1	1003	Slup	2	MSH40*4	S235	74	0.65	
5	1	1006	Blacha	2	FL60*6	S235	160	0.90	
6	1	1007	Blacha	2	FL45*8	S235	50	0.28	
Waga ca³kowita (kg)								50.57	
Gabaryty (W x S x D): 160 x 515 x 2420									

Sztuk	Œruby	Norma	Materia³	Waga	Ozn.
4	M12*85	931	8.8	0.45	Monta¿owe
10	M16*40	7990	4.6	1.53	Monta¿owe
2	M12*40	7990	4.6	0.17	Monta¿owe
Waga ca³kowita (kg)				2.15	

** Zest. dla jednego el. wysy³kowego-Poz.101 Suma 1 x Wykonaæ

Nr.	Tnr	Poz.	Nazwa	Sztuk	Profil	Materia³	D³ugoœæ	Waga	Ozn.
1	1	101	Teznik	1	MSH60*4	S235	667	4.62	
2	1	1002	Teznik	1	MSH60*4	S235	776	5.38	
3	1	1004	Blacha	1	FL90*8	S235	250	1.41	
4	1	1005	Blacha	1	FL90*8	S235	160	0.90	
Waga ca³kowita (kg)								12.31	
Gabaryty (W x S x D): 90 x 769 x 675									

Sztuk	Œruby	Norma	Materia³	Waga	Ozn.
8	M16*40	7990	4.6	1.23	Monta¿owe
4	M12*85	931	8.8	0.45	Monta¿owe
Waga ca³kowita (kg)				1.67	

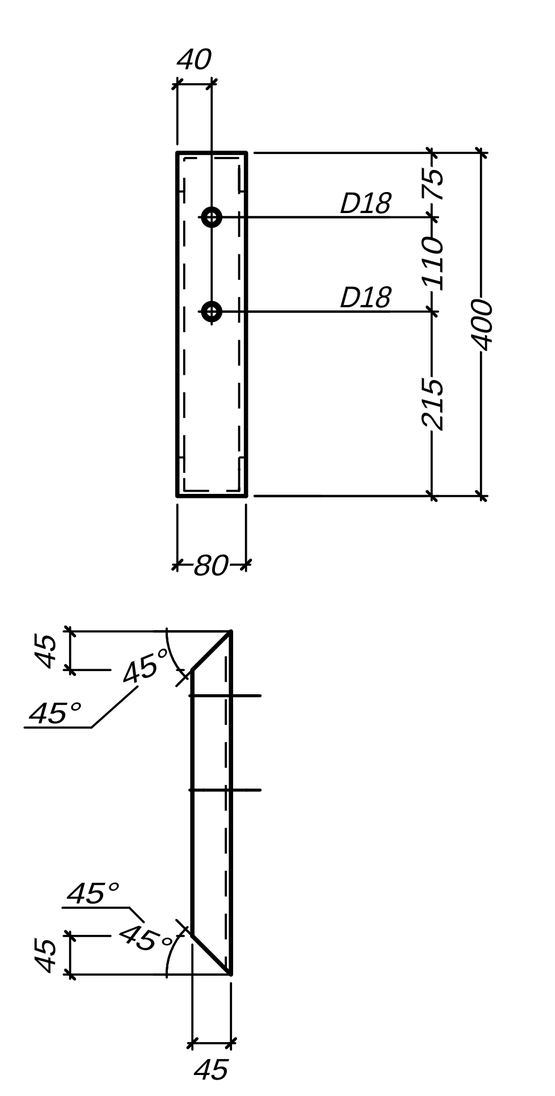

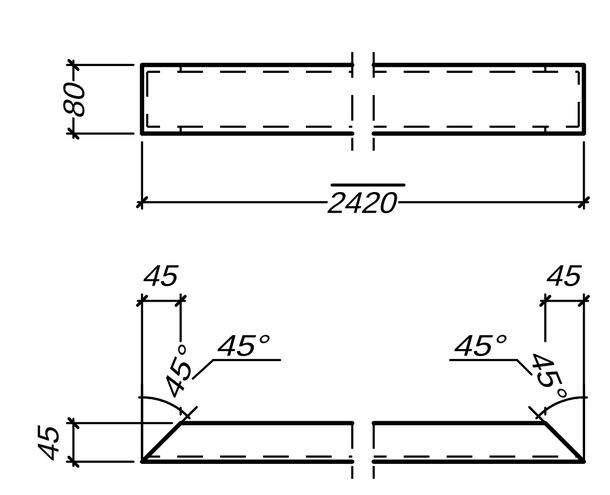

1 x Pos. 100

U80 - S235..2420

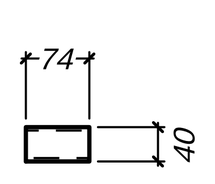

2 x Pos. 1003

MSH40*4 - S235..74

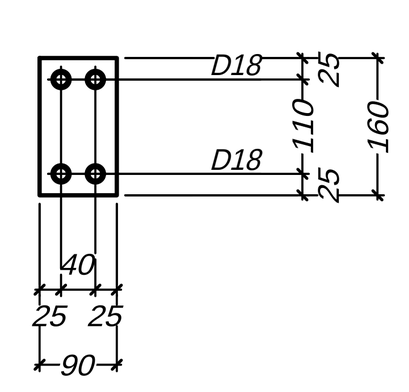

1 x Pos. 1005

FL90*8 - S235..160

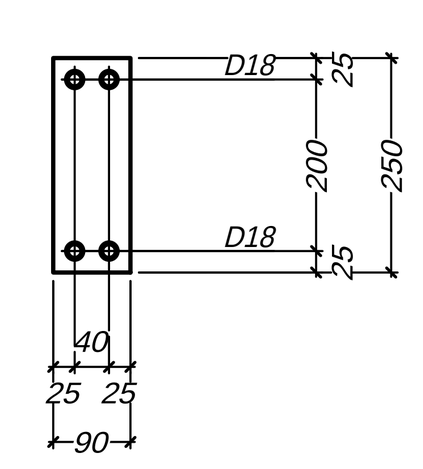

1 x Pos. 1004

FL90*8 - S235..250

2 x Pos. 1001

U80 - S235..400

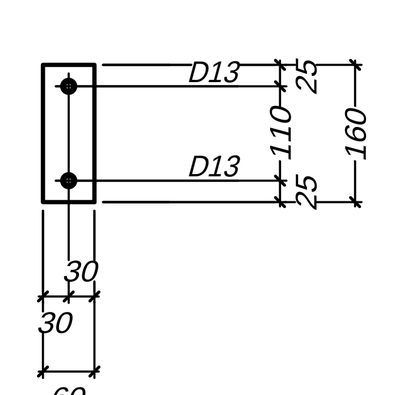

2 x Pos. 1006

FL60*6 - S235..160

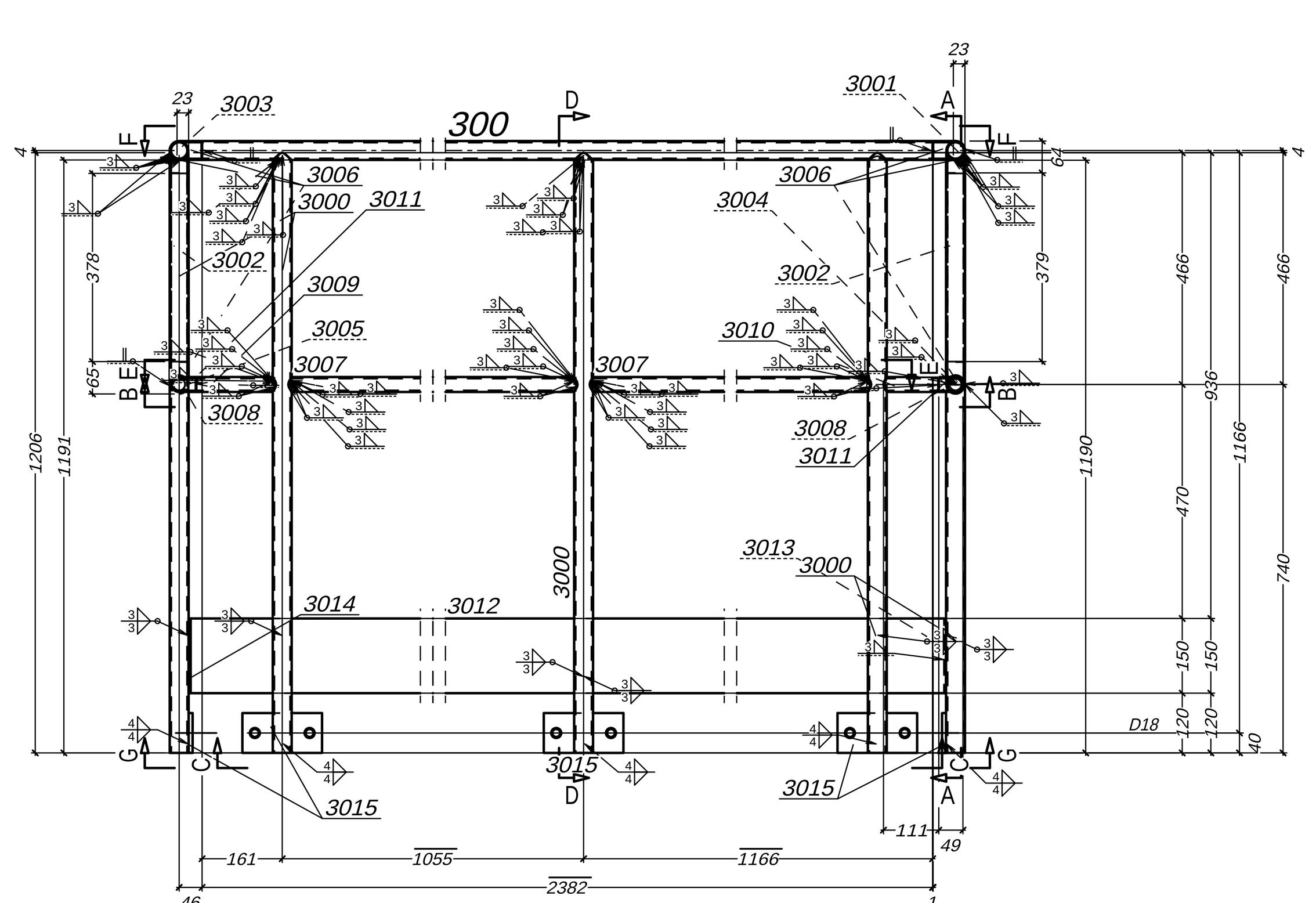

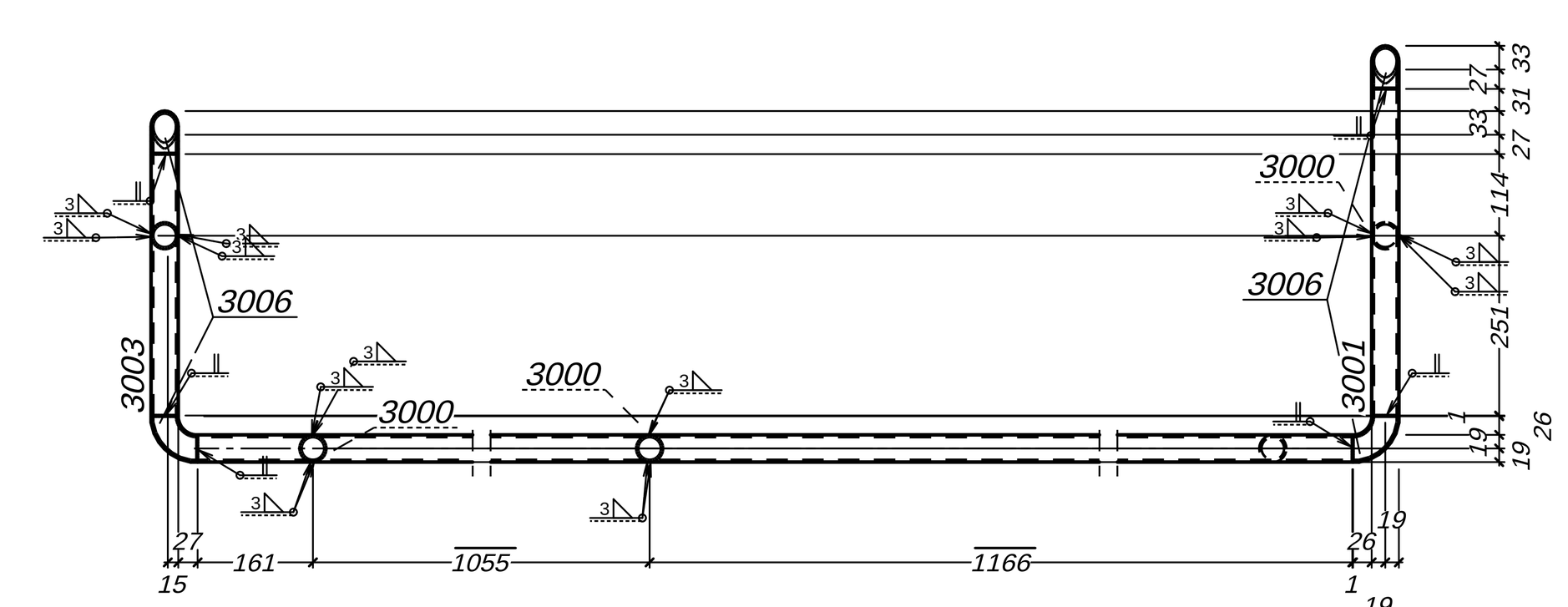

Widok 300, F-F

** Zest. dla jednego el. wysy³kowego-Poz.300 Suma 1 x Wykonaæ

Nr.	Tnr	Poz.	Nazwa	Sztuk	Profil	Materia³	D³ugoœæ	Waga	Ozn.
1	3	300	Rura	1	ROHR38*3.2	S235	2382	6.54	
2	3	3000	Rura	5	ROHR38*3.2	S235	1206	16.55	
3	3	3001	Rura	1	ROHR38*3.2	S235	456	1.25	
4	3	3002	Rura	2	ROHR38*3.2	S235	378	2.08	
5	3	3003	Rura	1	ROHR38*3.2	S235	365	1.00	
6	3	3004	Rura	1	ROHR38*3.2	S235	201	0.55	
7	3	3005	Rura	1	ROHR38*3.2	S235	109	0.30	
8	3	3006	Rura	6	ROBN38*3.2*45	S235	71	1.16	
9	3	3007	Rura	2	ROHR30*3.2	S235	1030	4.36	
10	3	3008	Rura	2	ROHR30*3.2	S235	250	1.06	
11	3	3009	Rura	1	ROHR30*3.2	S235	160	0.34	
12	3	3010	Rura	1	ROHR30*3.2	S235	110	0.23	
13	3	3011	Rura	2	ROBN30*3.2*33.5	S235	53	0.22	
14	3	3012	Blacha	1	BL4*150	S235	2432	11.45	
15	3	3013	Blacha	1	BL4*150	S235	547	2.57	
16	3	3014	Blacha	1	BL4*150	S235	468	2.20	
17	3	3015	Blacha	5	FL80*8	S235	160	4.02	
Waga ca³kowita (kg)								55.90	
Gabaryty (W x S x D): 1229 x 588 x 2512									

Sztuk	Œruby	Norma	Materia³	Waga	Ozn.
10	M16*40	7990	4.6	1.53	Monta¿owe

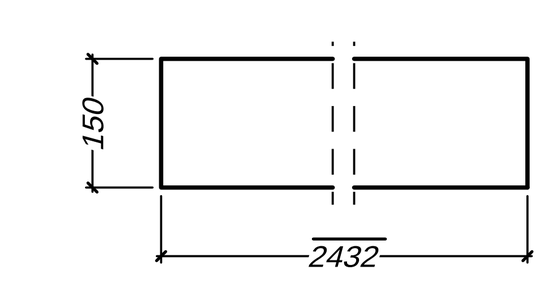

1 x Pos. 3012

BL4*150 - S235..2432

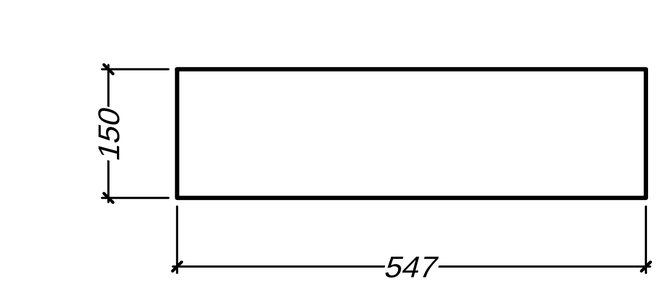

1 x Pos. 3013

BL4*150 - S235..547

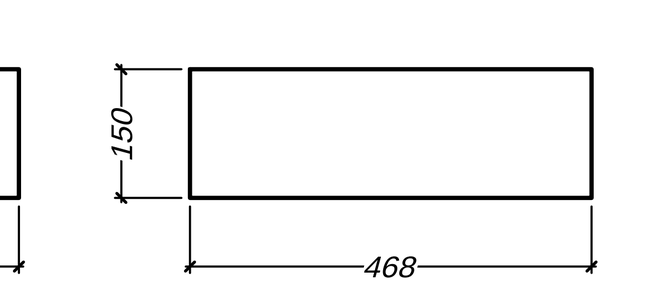

1 x Pos. 3014

BL4*150 - S235..468

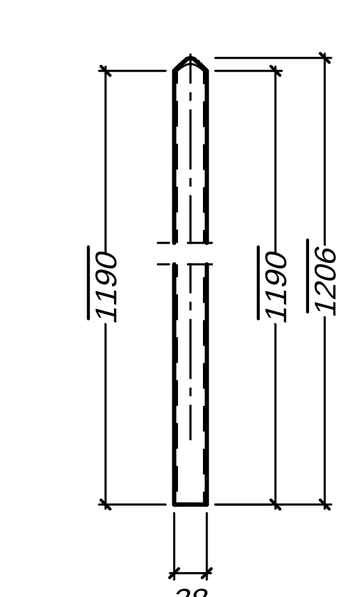

5 x Pos. 3000

ROHR38*3.2 - S235..1206

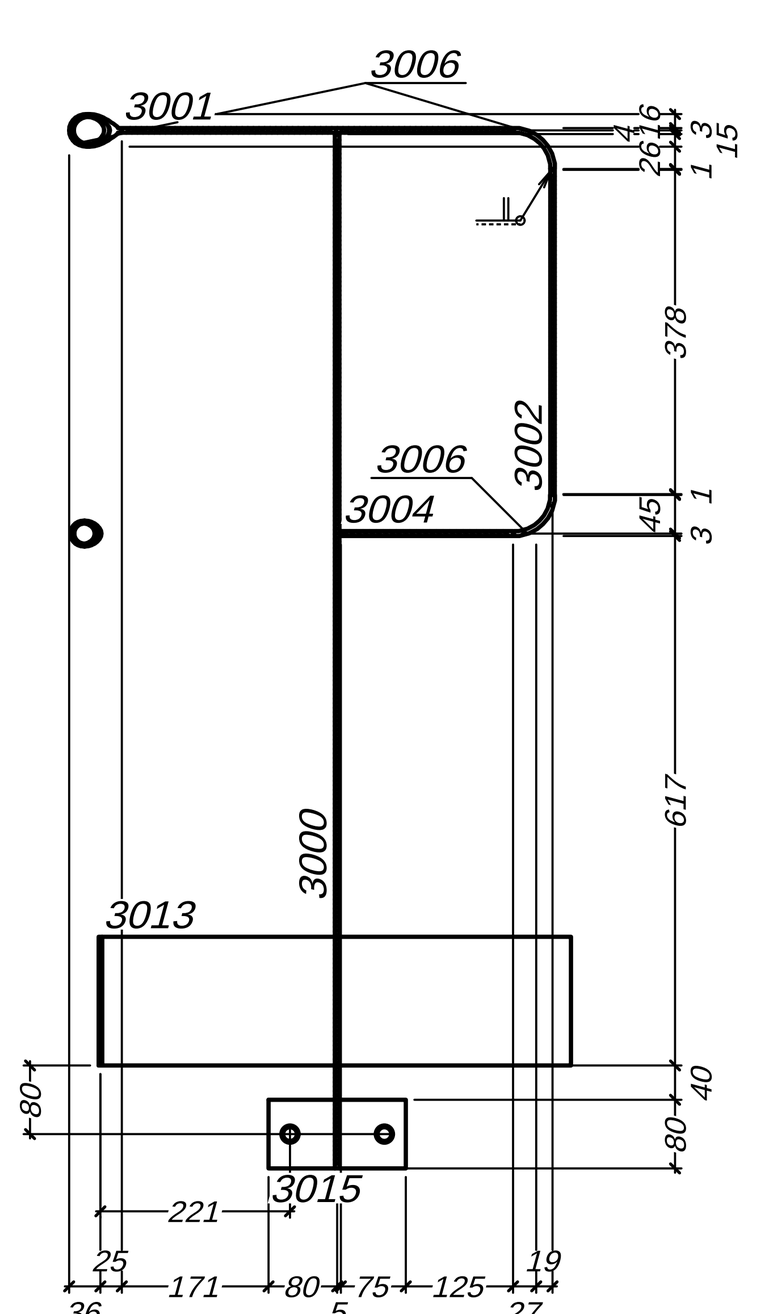

Widok 300, A-A

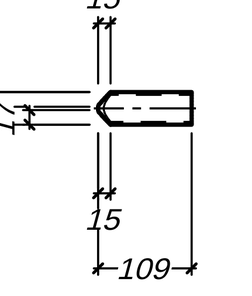

1 x Pos. 3005

ROHR38*3.2 - S235..109

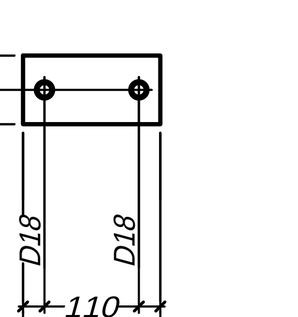

5 x Pos. 3015

FL80*8 - S235..160

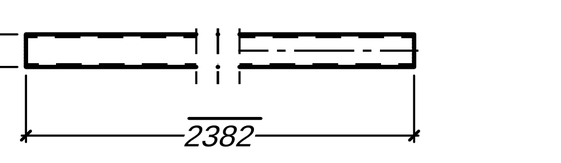

1 x Pos. 300

ROHR38*3.2 - S235..2382

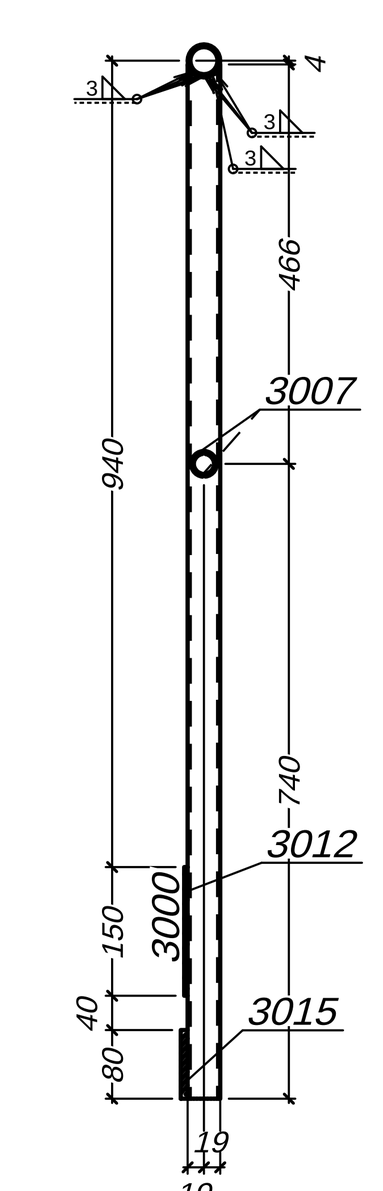

Przekrój 300, D-D

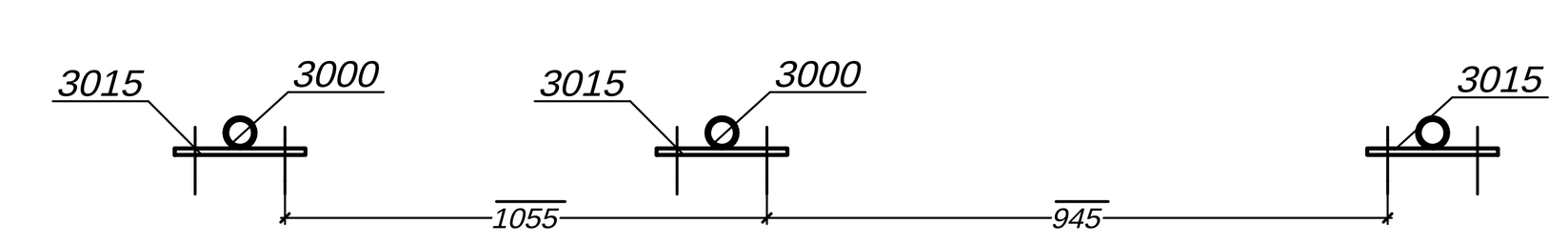

Widok 300, C-C

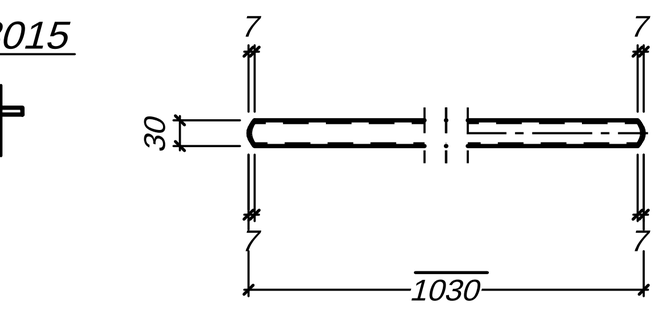

2 x Pos. 3007

ROHR30*3.2 - S235..1030

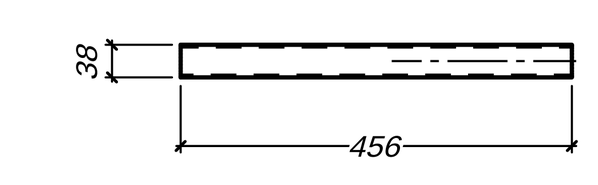

1 x Pos. 3001

ROHR38*3.2 - S235..456

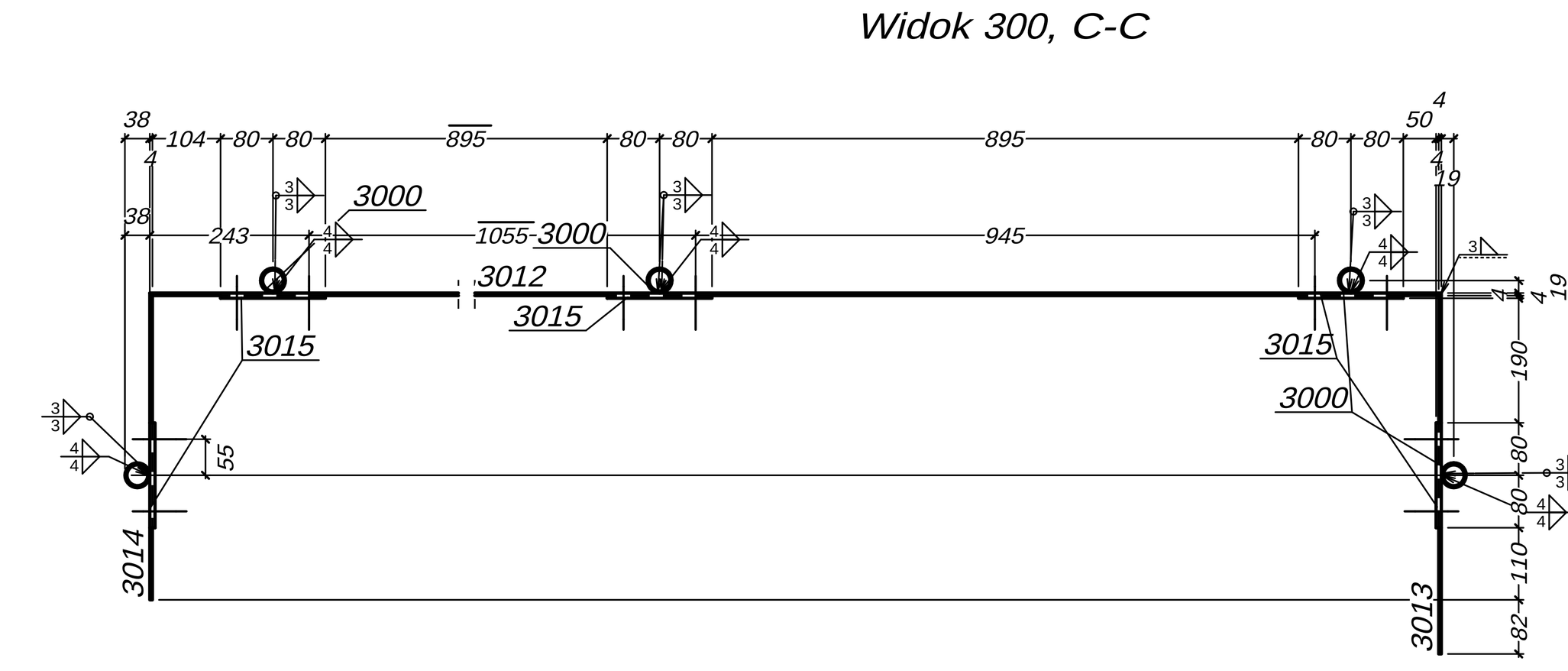

Widok 300, G-G

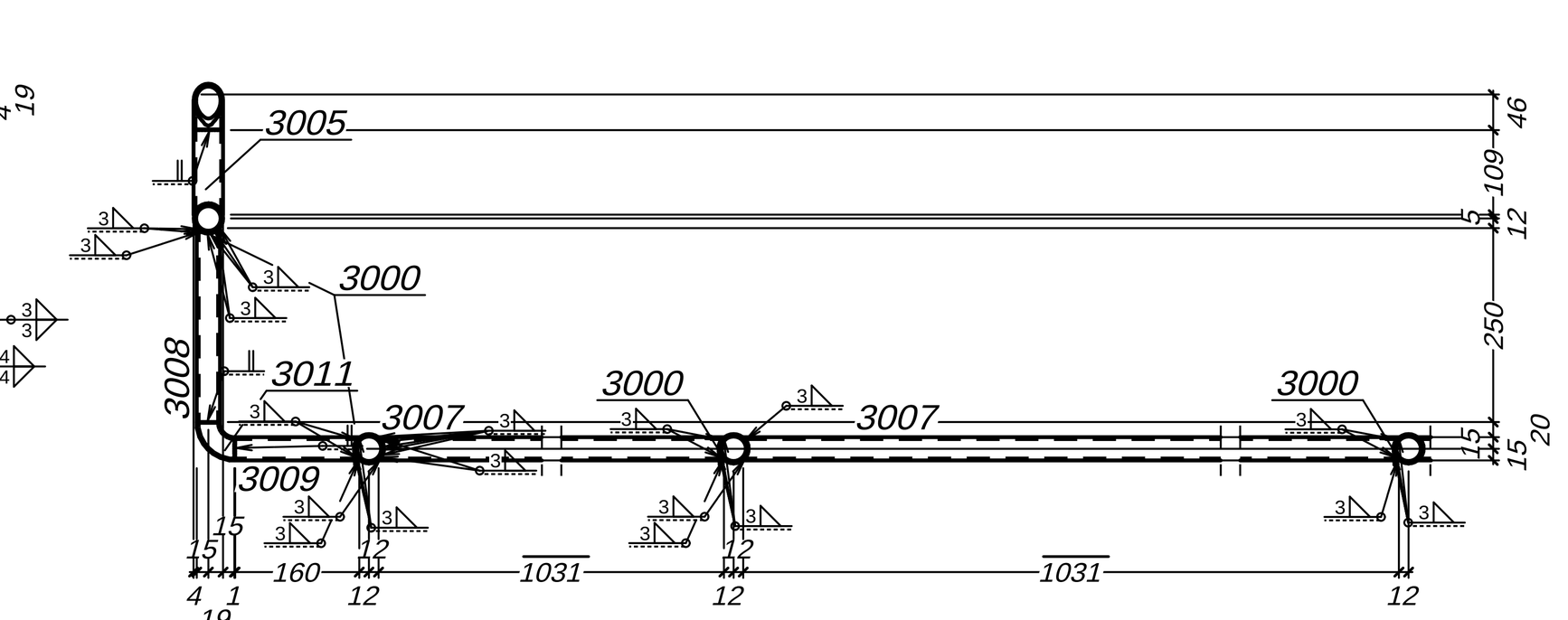

Widok 300, E-E

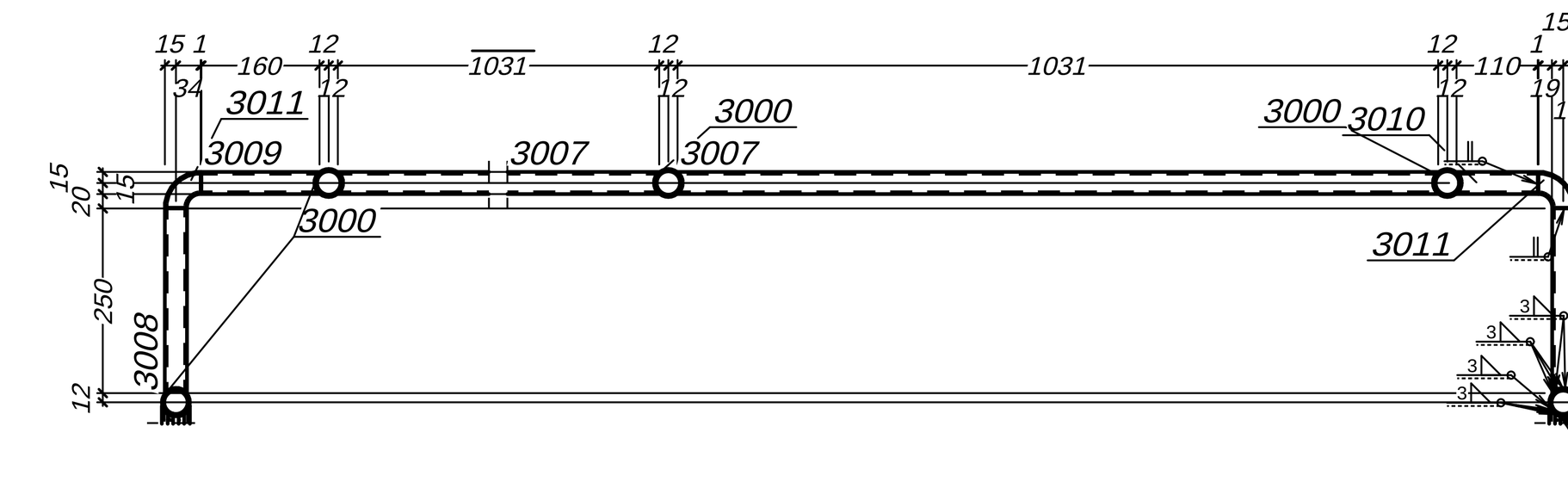

Przekrój 300, B-B

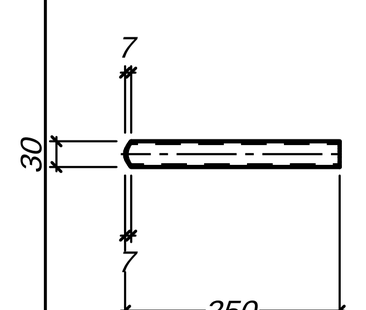

2 x Pos. 3008

ROHR30*3.2 - S235..250

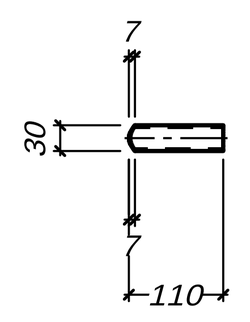

1 x Pos. 3010

ROHR30*3.2 - S235..110

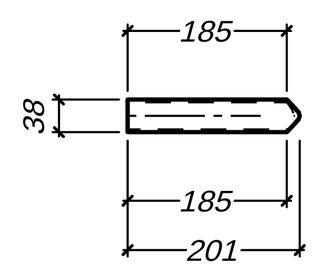

1 x Pos. 3004

ROHR38*3.2 - S235..201

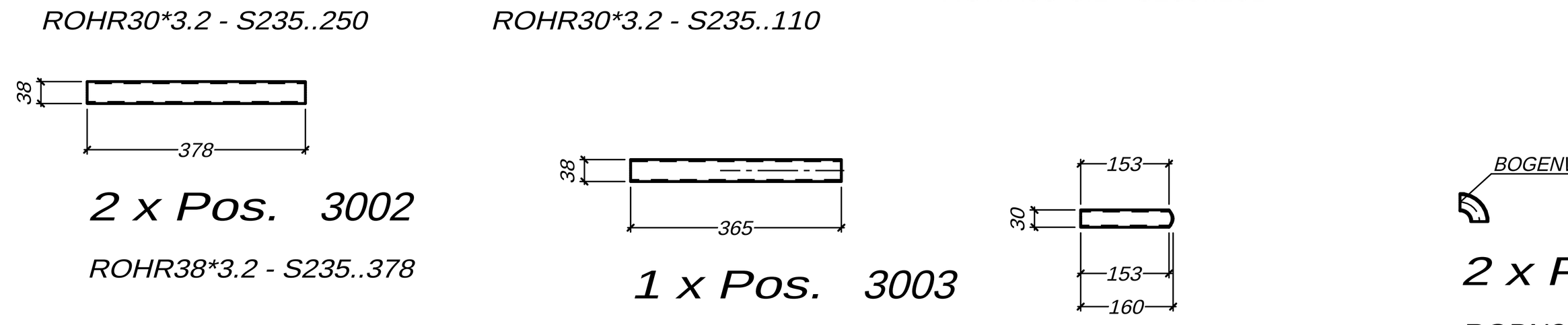

2 x Pos. 3002

ROHR38*3.2 - S235..378

1 x Pos. 3003

ROHR38*3.2 - S235..365

1 x Pos. 3009

ROHR30*3.2 - S235..160

BOGENWINKEL: 90 Grad

2 x Pos. 3011

ROBN30*3.2*33.5 - S235..53

BOGENWINKEL: 90 Grad

6 x Pos. 3006

ROBN38*3.2*45 - S235..71

UWAGA:

1.Jezeli nie zaznaczono inaczej, spoiny wykonac jako pachwinowe.
a=0,7 gr. laczonych elementow w przypadku spoin jednostronnych.
a=0,5 gr. laczonych elementow w przypadku spoin dwustronnych.
2.Nie oznaczone spoiny czolowe wykonac na pelen przekroj cienszego z elementow.
3.Przed montazem konstrukcji nalezy sprawdzic zgodnosc wykonania fundamentow z projektem.
4.Po dokreceniu srub fundamentowych podkladki z blachy nalezy przyspawac do blachy podstawy.
5.Na blachy czolowe stosowac blachy uniwersalne
6.Blachy czolowe nalezy sprawdzic, czy nie maja rozwarstwien.
7.Jezeli nie opisano inaczej polaczenia doczolowe sprezyæ sila 0.5So i 0.5Mo.
8.Dopuszcza sie wykonanie rygli wylacznie z tolerancja ujemna.
9. Widok kratki pomostowej:
a) widziany z do³u
a) widziany z góry

DATA	REWIZJA	OPIS ZMIAN	ZMIENIAJACY
08.10.2020	A	WYDANIE PODSTAWOWE	W.R.

INWESTOR: MIEDZYGMINNY KOMPLEKS UNIESZKODLIWNIA ŁŁODPADÓW PRONATURA SP. Z O.O.
UL. ERNSTA PETERSONA 22, 85-862 BYDGOSZCZŁŁODPADÓW PRONATURA SP. Z O.O.

OBIEKT: Pomost 1

JEDNOSTKA PROJEKTOWA: PROFKON Biuro Projektowe Wojciech Remus
ul. Nauczycielska 22; 86-300 Grudziadz
e-mail: biuro@profkonbp.pl
www.profkonbp.pl

FAZA: PROJEKT WYKONAWCZY

BRANZA: KONSTRUKCYJNA

NAZWA RYSUNKU: Poz.100-103,200-201,300

FUNKCJA	IMIE I NAZWISKO	NR UPRAWNIEN	SPECJALNOSC	PODPIS
PROJEKTOWAL	mgr inz. Wojciech Remus	KUP/0006/POOK/08	Konstr.- Bud.	[signature]

DATA	NR RYSUNKU	REWIZJA	SKALA RYSUNKU
08.10.2020	K100	A	1:10