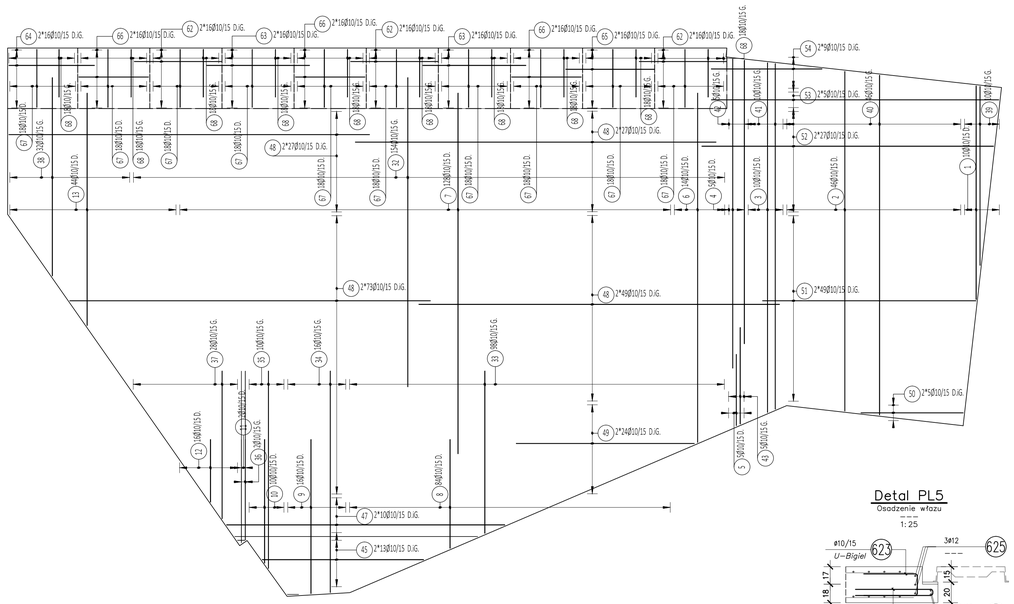

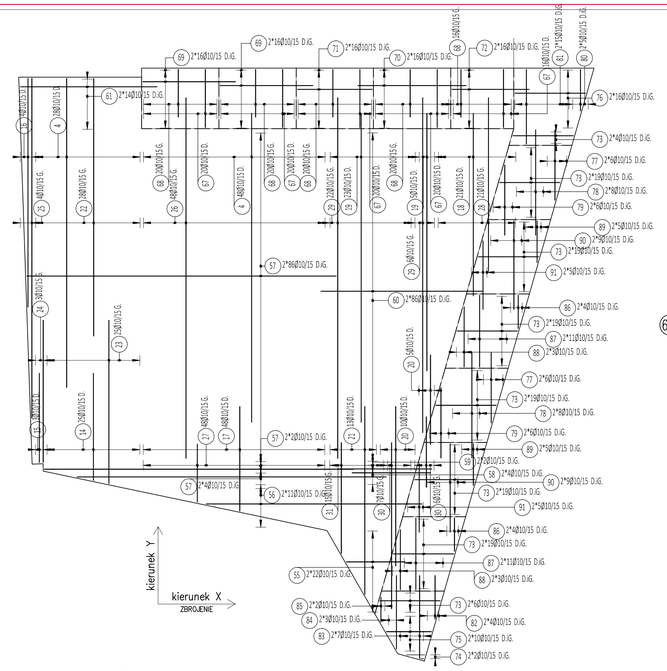

Detal PL4
Przerwa robocza
Kierunek X
1:25

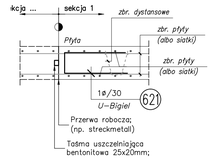

Detal PL4
Przerwa robocza
Kierunek Y
1:25

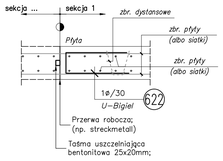

Detal PL3
Zakończenie płyty
Kierunek X
1:25

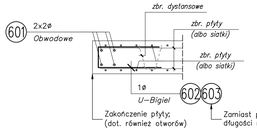

Detal Wn2
Przerwa robocza
1:25

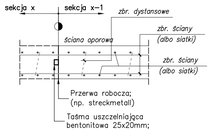

Detal PL3
Zakończenie płyty
Kierunek Y
1:25

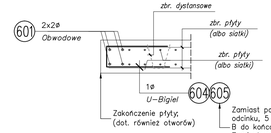

Detal PL5
Osadzenie włazu
1:25

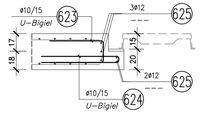

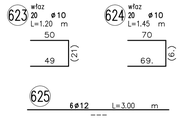

625 6ø12 L=3.00 m

Detal K
Naroże / Krawędź wyk. 3x
1:25

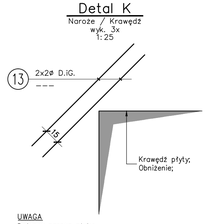

UWAGA
Dotyczy naroża płyty;
ø wg zestawienia;

Detal L
Załamanie ściany
1:25

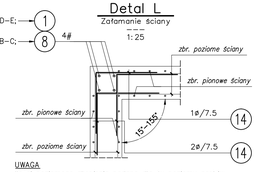

UWAGA
Ilości poziomego zbrojenia podano dla 1x poziomu prętów.
Zagęszczenie do co 7.5 cm na odcinku 1.5 m od G.K. muru w dół, dot. połączenia muru D–E i B–C.

A
B
C
D
E
1
2
3
4
5
8
9
10
11
12
242.95
242.61
242.74
242.79
242.55
242.41
242.33
242.55
242.55
242.55