



Videocard Benchmarks

Over 1,000,000 Video Cards Benchmarked

Video Card List


Below is an alphabetical list of all Video Card types that appear in the charts. Clicking on a specific Video Card will take you to the chart it appears in and will highlight it for you.



 VIDEO CARD


Single Video Card

Find Videocard

-  High End
- High Mid Range
- Low Mid Range
- Low End

-  Best Value
- Common
- Market Share (30 Days)

 Compare ⁰

 Video Card Mega List
[Search Model](#)

| Videocard Name | Passmark G3D Mark (higher is better) | Rank (lower is better) | Videocard Value (higher is better) | Price (USD) |
|--|--------------------------------------|------------------------|------------------------------------|-------------|
| 128 DDR Radeon 9700 TX w/TV-Out | 44 | 1474 | NA | NA |
| 128MB DDR Radeon 9800 Pro | 66 | 1416 | NA | NA |
| 128MB RADEON X600 SE | 49 | 1459 | NA | NA |
| 256MB RADEON X600 | 67 | 1409 | NA | NA |
| 7900 MOD - Radeon HD 6520G | 610 | 850 | NA | NA |
| A6 Micro-6500T Quad-Core APU with RadeonR4 | 220 | 1149 | NA | NA |
| ABIT Siluro T400 | 3 | 1659 | NA | NA |
| ALL-IN-WONDER 9000 | 4 | 1636 | NA | NA |
| ALL-IN-WONDER RADEON 8500DV | 5 | 1625 | NA | NA |
| All-in-Wonder X1900 | 127 | 1257 | NA | NA |


**GPU Compute
Video Card
Chart**

| | | | | |
|---|------|------|----------------------|-----------------------------|
| ALL-IN-WONDER X800 GT | 84 | 1362 | NA | NA |
| ASUS EAH4870x2 | 496 | 968 | NA | NA |
| Barco MXRT 5400 | 1161 | 475 | NA | NA |
| Barco MXRT 5450 | 992 | 555 | NA | NA |
| Barco MXRT 7500 | 4319 | 177 | NA | NA |
| Embedded Radeon E9173 | 1996 | 322 | NA | NA |
| Famille de jeu de puces Express Intel 946GZ | 7 | 1601 | NA | NA |
| FireGL T2-128 | 30 | 1529 | NA | NA |
| FireGL V3100 | 52 | 1446 | NA | NA |
| FireGL V3200 | 84 | 1359 | NA | NA |
| FireGL V3300 | 70 | 1398 | NA | NA |
| FireGL V3350 | 68 | 1405 | NA | NA |
| FireGL V3400 | 103 | 1310 | NA | NA |
| FireGL V3600 | 179 | 1202 | 1.12 | \$160.99* |
| FireGL V5100 | 92 | 1340 | NA | NA |
| FireGL V5200 | 114 | 1281 | NA | NA |
| FireGL V5600 | 341 | 1063 | NA | NA |
| FireGL V7200 | 116 | 1276 | NA | NA |
| FireGL V7300 | 128 | 1255 | 0.11 | \$1,189.99* |
| FireGL V7350 | 110 | 1292 | 0.07 | \$1,523.99* |
| FireGL V7600 | 615 | 845 | NA | NA |
| FireGL V7700 | 660 | 797 | 3.77 | \$174.99* |
| FireGL V8650 | 550 | 914 | 1.67 | \$329.99* |
| FireGL X1 | 59 | 1432 | NA | NA |
| FireMV 2200 PCIe | 36 | 1503 | 0.40 | \$89.99* |
| FireMV 2250 | 45 | 1467 | 0.43 | \$105.99* |
| FireMV 2260 | 117 | 1272 | 1.12 | \$104.99* |
| FireMV 2400 PCIe | 11 | 1587 | NA | NA |
| FirePro 2260 | 113 | 1284 | NA | NA |
| FirePro 2270 | 226 | 1144 | 2.16 | \$105.06* |
| FirePro 2450 | 51 | 1450 | 0.18 | \$278.00* |
| FirePro 2460 | 215 | 1154 | 0.80 | \$269.99* |

| | | | | |
|--|---|-------------------------------|---|-----------------------------|
| FirePro 3D V3700 | 178 | 1205 | 2.10 | \$84.99* |
| FirePro 3D V3750 | 341 | 1062 | 6.71 | \$50.88* |
| FirePro 3D V3800 | 472 | 986 | 3.15 | \$149.99* |
| FirePro 3D V4800 | 1168 | 472 | 7.31 | \$159.99* |
| FirePro 3D V5700 | 546 | 922 | 1.71 | \$319.99* |
| FirePro 3D V5800 | 1489 | 400 | 4.03 | \$369.99* |
| FirePro 3D V7750 | 540 | 933 | 1.54 | \$350.00* |
| FirePro 3D V7800 | 1834 | 342 | 3.06 | \$599.99* |
| Videocard Name | Passmark G3D Mark (higher is better) | Rank (lower is better) | Videocard Value (higher is better) | Price (USD) |
| FirePro 3D V8700 | 1206 | 467 | 6.03 | \$199.99* |
| FirePro 3D V8750 | 1271 | 450 | 1.03 | \$1,230.99* |
| FirePro 3D V8800 | 2437 | 272 | 5.74 | \$424.99* |
| FirePro 3D V9800 | 2811 | 254 | 1.13 | \$2,499.00* |
| FirePro M2000 | 622 | 837 | NA | NA |
| FirePro M4000 | 1623 | 378 | NA | NA |
| FirePro M4000 Mobility Pro | 1711 | 364 | NA | NA |
| FirePro M40003 | 1364 | 422 | NA | NA |
| Firepro M4100 | 1059 | 516 | NA | NA |
| FirePro M4150 | 1113 | 496 | NA | NA |
| FirePro M4170 | 1086 | 503 | NA | NA |
| FirePro M5100 | 2102 | 309 | NA | NA |
| FirePro M5950 | 1314 | 434 | NA | NA |
| FirePro M6000 Mobility Pro | 1734 | 359 | NA | NA |
| FirePro M6100 | 2963 | 245 | NA | NA |
| FirePro M6100 FireGL V | 3487 | 211 | NA | NA |
| FirePro M7740 | 665 | 790 | NA | NA |
| FirePro S10000 | 5232 | 143 | NA | NA |
| FirePro S7000 | 4166 | 185 | NA | NA |
| FirePro S9000 | 5059 | 146 | NA | NA |
| FirePro V3800 | 472 | 984 | NA | NA |
| FirePro V3900 | 873 | 619 | 6.72 | \$129.99* |

| | | | | |
|---|---|-------------------------------|---|-----------------------------|
| FirePro V4900 | 1301 | 438 | 8.98 | \$144.99* |
| FirePro V5700 | 464 | 991 | NA | NA |
| FirePro V5900 | 1530 | 395 | 4.78 | \$319.99* |
| FirePro V7000 Adapter | 3161 | 230 | NA | NA |
| FirePro V7900 | 2739 | 256 | 22.83 | \$119.99* |
| FirePro V9800 Adapter | 2726 | 257 | NA | NA |
| FirePro W2100 | 902 | 602 | 7.92 | \$113.99* |
| FirePro W4100 | 1602 | 382 | 10.02 | \$159.99* |
| FirePro W4100 Adapter | 1692 | 368 | NA | NA |
| FirePro W4170M | 1391 | 416 | NA | NA |
| FirePro W4190M | 1298 | 440 | NA | NA |
| FirePro W4300 | 2908 | 250 | 12.12 | \$239.99* |
| FirePro W5000 | 3086 | 236 | 7.11 | \$434.00* |
| FirePro W5100 | 3020 | 242 | 10.82 | \$279.13* |
| FirePro W5130M | 1684 | 370 | NA | NA |
| FirePro W5170M | 2191 | 298 | NA | NA |
| FirePro W600 | 1703 | 366 | 5.32 | \$319.99* |
| FirePro W7000 | 4340 | 175 | 7.61 | \$569.99* |
| FirePro W7000 Adapter | 4084 | 187 | NA | NA |
| FirePro W7100 | 5407 | 133 | 18.65 | \$289.99* |
| FirePro W7100 Adapter | 5553 | 129 | NA | NA |
| FirePro W7170M | 4578 | 163 | NA | NA |
| FirePro W8000 | 4609 | 162 | 4.39 | \$1,048.99* |
| FirePro W8000 Adapter | 4751 | 155 | NA | NA |
| FirePro W8100 | 6085 | 115 | 5.47 | \$1,112.18* |
| FirePro W8100 Graphic Adapter | 7570 | 96 | NA | NA |
| FirePro W9000 | 5305 | 139 | 1.54 | \$3,443.99* |
| Videocard Name | Passmark G3D Mark (higher is better) | Rank (lower is better) | Videocard Value (higher is better) | Price (USD) |
| FirePro W9100 | 7189 | 102 | 2.61 | \$2,749.99* |
| FireStream 9250 | 1164 | 473 | NA | NA |
| FireStream 9270 | 1341 | 426 | NA | NA |

| | | | | |
|---|-----|------|----------------------|---------------------------|
| GeForce 205 | 126 | 1260 | NA | NA |
| GeForce 210 | 171 | 1209 | 3.81 | \$44.99 |
| GeForce 256 | 5 | 1634 | 0.12 | \$42.04* |
| GeForce 305M | 190 | 1191 | NA | NA |
| GeForce 310 | 202 | 1174 | 1.87 | \$108.35* |
| GeForce 310M | 209 | 1163 | NA | NA |
| GeForce 315 | 249 | 1130 | 7.55 | \$32.99* |
| GeForce 315M | 208 | 1164 | NA | NA |
| GeForce 320M | 271 | 1110 | NA | NA |
| GeForce 405 | 211 | 1159 | 8.58 | \$24.64* |
| GeForce 410M | 354 | 1053 | NA | NA |
| GeForce 505 | 191 | 1190 | NA | NA |
| GeForce 510 | 310 | 1084 | 4.44 | \$69.99* |
| GeForce 605 | 322 | 1073 | 3.29 | \$97.99* |
| GeForce 6100 | 21 | 1563 | NA | NA |
| GeForce 6100 nForce 400 | 25 | 1546 | NA | NA |
| GeForce 6100 nForce 405 | 22 | 1561 | NA | NA |
| GeForce 6100 nForce 420 | 25 | 1545 | NA | NA |
| GeForce 6100 nForce 430 | 23 | 1557 | NA | NA |
| GeForce 610M | 405 | 1027 | NA | NA |
| GeForce 615 | 548 | 916 | NA | NA |
| GeForce 6150 | 21 | 1562 | 0.15 | \$149.99* |
| GeForce 6150 LE | 21 | 1564 | NA | NA |
| GeForce 6150SE | 24 | 1551 | NA | NA |
| GeForce 6150SE nForce 430 | 22 | 1558 | NA | NA |
| GeForce 6200 | 44 | 1473 | 1.11 | \$39.99* |
| GeForce 6200 A-LE | 32 | 1523 | NA | NA |
| GeForce 6200 LE | 26 | 1541 | 0.65 | \$41.24* |
| GeForce 6200 TurboCache | 38 | 1494 | NA | NA |
| GeForce 6200SE TurboCache | 28 | 1534 | NA | NA |
| GeForce 6500 | 37 | 1499 | NA | NA |
| GeForce 6600 | 62 | 1423 | NA | NA |

| | | | | |
|---|---|-------------------------------|---|---------------------------|
| GeForce 6600 GT | 101 | 1314 | 1.57 | \$64.95* |
| GeForce 6600 LE | 51 | 1449 | NA | NA |
| GeForce 6610 XL | 88 | 1355 | NA | NA |
| GeForce 6700 XL | 97 | 1325 | NA | NA |
| GeForce 6800 | 112 | 1288 | 2.82 | \$39.99* |
| GeForce 6800 GS | 136 | 1245 | NA | NA |
| GeForce 6800 GS/XT | 102 | 1311 | NA | NA |
| GeForce 6800 GT | 142 | 1232 | NA | NA |
| GeForce 6800 LE | 109 | 1296 | NA | NA |
| GeForce 6800 Ultra | 138 | 1241 | NA | NA |
| GeForce 6800 XT | 101 | 1315 | NA | NA |
| GeForce 7000M | 13 | 1580 | NA | NA |
| GeForce 7000M / nForce 610M | 12 | 1581 | NA | NA |
| GeForce 7025 / nForce 630a | 25 | 1547 | NA | NA |
| Videocard Name | Passmark G3D Mark (higher is better) | Rank (lower is better) | Videocard Value (higher is better) | Price (USD) |
| GeForce 7050 / nForce 610i | 27 | 1535 | NA | NA |
| GeForce 7050 / nForce 620i | 31 | 1526 | NA | NA |
| GeForce 7050 / nForce 630i | 27 | 1540 | NA | NA |
| GeForce 7050 PV / nForce 630a | 22 | 1560 | NA | NA |
| GeForce 705M | 455 | 995 | NA | NA |
| GeForce 7100 / nForce 630i | 31 | 1525 | NA | NA |
| GeForce 7100 GS | 43 | 1475 | NA | NA |
| GeForce 710A | 538 | 934 | NA | NA |
| GeForce 710M | 571 | 889 | NA | NA |
| GeForce 7150 / nForce 630i | 33 | 1519 | NA | NA |
| GeForce 7150M / nForce 630M | 18 | 1571 | NA | NA |
| GeForce 720A | 724 | 731 | NA | NA |
| GeForce 7300 GS | 66 | 1415 | NA | NA |
| GeForce 7300 GT | 108 | 1298 | 0.72 | \$149.99* |
| GeForce 7300 LE | 55 | 1443 | 1.74 | \$32.00* |
| GeForce 7300 SE | 39 | 1493 | NA | NA |

| | | | | |
|-----------------------------------|------|------|----------------------|---------------------------|
| <u>GeForce 7300 SE/7200 GS</u> | 42 | 1480 | NA | NA |
| <u>GeForce 730A</u> | 808 | 657 | NA | NA |
| <u>GeForce 7350 LE</u> | 74 | 1389 | NA | NA |
| <u>GeForce 7500 LE</u> | 69 | 1403 | NA | NA |
| <u>GeForce 7600 GS</u> | 134 | 1249 | 1.59 | \$84.99* |
| <u>GeForce 7600 GT</u> | 182 | 1199 | 2.14 | \$84.95* |
| <u>GeForce 7650 GS</u> | 134 | 1251 | NA | NA |
| <u>GeForce 7800 GS</u> | 177 | 1206 | NA | NA |
| <u>GeForce 7800 GT</u> | 196 | 1182 | 2.45 | \$80.00* |
| <u>GeForce 7800 GTX</u> | 223 | 1145 | NA | NA |
| <u>GeForce 7900 GS</u> | 219 | 1150 | NA | NA |
| <u>GeForce 7900 GT</u> | 258 | 1123 | NA | NA |
| <u>GeForce 7900 GT/GTO</u> | 247 | 1131 | NA | NA |
| <u>GeForce 7900 GTX</u> | 306 | 1087 | NA | NA |
| <u>GeForce 7950 GT</u> | 264 | 1118 | 2.30 | \$114.95* |
| <u>GeForce 7950 GX2</u> | 197 | 1180 | 3.59 | \$54.99* |
| <u>GeForce 800A</u> | 428 | 1013 | NA | NA |
| <u>GeForce 800M</u> | 555 | 905 | NA | NA |
| <u>GeForce 8100 / nForce 720a</u> | 81 | 1375 | NA | NA |
| <u>GeForce 810A</u> | 638 | 818 | NA | NA |
| <u>GeForce 810M</u> | 485 | 972 | NA | NA |
| <u>GeForce 8200</u> | 79 | 1381 | NA | NA |
| <u>GeForce 8200M G</u> | 56 | 1440 | NA | NA |
| <u>GeForce 820A</u> | 700 | 758 | NA | NA |
| <u>GeForce 820M</u> | 620 | 840 | NA | NA |
| <u>GeForce 825M</u> | 764 | 693 | NA | NA |
| <u>GeForce 8300</u> | 91 | 1349 | 4.04 | \$22.68* |
| <u>GeForce 8300 GS</u> | 66 | 1411 | NA | NA |
| <u>GeForce 830A</u> | 1004 | 545 | NA | NA |
| <u>GeForce 830M</u> | 904 | 601 | NA | NA |
| <u>GeForce 8400</u> | 100 | 1317 | 1.45 | \$69.78* |
| <u>GeForce 8400 GS</u> | 112 | 1286 | 2.82 | \$39.99 |

| Videocard Name | Passmark G3D Mark (higher is better) | Rank (lower is better) | Videocard Value (higher is better) | Price (USD) |
|---|---|---------------------------|---------------------------------------|---------------------------------|
| <u>GeForce 8400 SE</u> | 68 | 1406 | NA | NA |
| <u>GeForce 8400M G</u> | 58 | 1434 | NA | NA |
| <u>GeForce 8400M GS</u> | 81 | 1371 | <u>5.46</u> | <u>\$14.99*</u> |
| <u>GeForce 8400M GT</u> | 98 | 1324 | NA | NA |
| <u>GeForce 840A</u> | 878 | 614 | NA | NA |
| <u>GeForce 840M</u> | 925 | 588 | NA | NA |
| <u>GeForce 845M</u> | 1147 | 482 | NA | NA |
| <u>GeForce 8500 GT</u> | 136 | 1246 | NA | NA |
| <u>GeForce 8600 GS</u> | 141 | 1233 | NA | NA |
| <u>GeForce 8600 GT</u> | 241 | 1134 | NA | NA |
| <u>GeForce 8600 GTS</u> | 284 | 1101 | NA | NA |
| <u>GeForce 8600M GS</u> | 123 | 1262 | NA | NA |
| <u>GeForce 8600M GT</u> | 168 | 1214 | NA | NA |
| <u>GeForce 8700M GT</u> | 206 | 1168 | NA | NA |
| <u>GeForce 8800 GS</u> | 543 | 928 | NA | NA |
| <u>GeForce 8800 GT</u> | 747 | 710 | NA | NA |
| <u>GeForce 8800 GTS</u> | 605 | 854 | NA | NA |
| <u>GeForce 8800 GTS 512</u> | 833 | 637 | NA | NA |
| <u>GeForce 8800 GTX</u> | 762 | 698 | NA | NA |
| <u>GeForce 8800 Ultra</u> | 769 | 690 | NA | NA |
| <u>GeForce 8800M GTS</u> | 474 | 983 | NA | NA |
| <u>GeForce 8800M GTX</u> | 542 | 932 | NA | NA |
| <u>GeForce 9100</u> | 82 | 1369 | NA | NA |
| <u>GeForce 9100M G</u> | 75 | 1387 | NA | NA |
| <u>GeForce 910M</u> | 495 | 969 | NA | NA |
| <u>GeForce 9200</u> | 80 | 1380 | NA | NA |
| <u>GeForce 9200M GE</u> | 81 | 1378 | NA | NA |
| <u>GeForce 9200M GS</u> | 84 | 1361 | NA | NA |
| <u>GeForce 920A</u> | 919 | 592 | NA | NA |
| <u>GeForce 920M</u> | 738 | 723 | NA | NA |

| | | | | |
|--|---|-------------------------------|---|--------------------------|
| GeForce 920MX | 1090 | 502 | NA | NA |
| GeForce 9300 | 126 | 1258 | NA | NA |
| GeForce 9300 / nForce 730i | 129 | 1254 | NA | NA |
| GeForce 9300 GE | 101 | 1316 | 4.39 | \$22.99* |
| GeForce 9300 GS | 91 | 1346 | 1.53 | \$59.95* |
| GeForce 9300GE | 97 | 1328 | NA | NA |
| GeForce 9300M G | 85 | 1358 | NA | NA |
| GeForce 9300M GS | 94 | 1333 | NA | NA |
| GeForce 930A | 1219 | 464 | NA | NA |
| GeForce 930M | 961 | 574 | NA | NA |
| GeForce 930MX | 1243 | 455 | NA | NA |
| GeForce 9400 | 139 | 1239 | NA | NA |
| GeForce 9400 GT | 186 | 1194 | 2.33 | \$79.99* |
| GeForce 9400M | 118 | 1270 | NA | NA |
| GeForce 9400M G | 124 | 1261 | NA | NA |
| GeForce 940A | 1031 | 530 | NA | NA |
| GeForce 940M | 1002 | 547 | NA | NA |
| GeForce 940MX | 1368 | 420 | NA | NA |
| GeForce 945M | 1509 | 397 | NA | NA |
| GeForce 9500 GS | 277 | 1106 | NA | NA |
| Videocard Name | Passmark G3D Mark (higher is better) | Rank (lower is better) | Videocard Value (higher is better) | Price (USD) |
| GeForce 9500 GT | 272 | 1109 | 3.17 | \$85.99* |
| GeForce 9500M | 103 | 1308 | NA | NA |
| GeForce 9500M G | 166 | 1216 | NA | NA |
| GeForce 9500M GS | 179 | 1203 | NA | NA |
| GeForce 9600 GS | 445 | 1000 | NA | NA |
| GeForce 9600 GSO | 515 | 951 | 10.32 | \$49.99* |
| GeForce 9600 GSO 512 | 503 | 960 | NA | NA |
| GeForce 9600 GT | 728 | 728 | 18.23 | \$39.99* |
| GeForce 9600M GS | 231 | 1143 | NA | NA |
| GeForce 9600M GT | 259 | 1122 | NA | NA |

| | | | | |
|---|-----|------|----------------------|---------------------------|
| <u>GeForce 9600M GT / GeForce GT 220M</u> | 293 | 1096 | NA | NA |
| <u>GeForce 9650M GS</u> | 270 | 1111 | NA | NA |
| <u>GeForce 9650M GT</u> | 254 | 1128 | NA | NA |
| <u>GeForce 9700M GT</u> | 317 | 1079 | NA | NA |
| <u>GeForce 9700M GTS</u> | 478 | 977 | NA | NA |
| <u>GeForce 9800 GT</u> | 707 | 750 | 6.80 | \$103.99* |
| <u>GeForce 9800 GTX</u> | 769 | 689 | NA | NA |
| <u>GeForce 9800 GTX+</u> | 897 | 604 | NA | NA |
| <u>GeForce 9800 GTX/9800 GTX+</u> | 878 | 613 | 9.76 | \$89.99* |
| <u>GeForce 9800 GX2</u> | 797 | 665 | NA | NA |
| <u>GeForce 9800 S</u> | 635 | 822 | NA | NA |
| <u>GeForce 9800M GS</u> | 547 | 921 | NA | NA |
| <u>GeForce 9800M GT</u> | 475 | 980 | NA | NA |
| <u>GeForce 9800M GTS</u> | 645 | 814 | NA | NA |
| <u>GeForce 9800M GTX</u> | 517 | 948 | 1.57 | \$328.50* |
| <u>GeForce 999 GTX</u> | 83 | 1365 | NA | NA |
| <u>GeForce FX 5200</u> | 7 | 1600 | 0.11 | \$69.99* |
| <u>GeForce FX 5200 Ultra</u> | 12 | 1584 | NA | NA |
| <u>GeForce FX 5200LE</u> | 7 | 1605 | 0.16 | \$42.99* |
| <u>GeForce FX 5200SE</u> | 11 | 1586 | NA | NA |
| <u>GeForce FX 5500</u> | 8 | 1597 | 0.23 | \$36.99* |
| <u>GeForce FX 5600</u> | 12 | 1582 | NA | NA |
| <u>GeForce FX 5600 Ultra</u> | 17 | 1575 | NA | NA |
| <u>GeForce FX 5600XT</u> | 9 | 1595 | NA | NA |
| <u>GeForce FX 5700</u> | 40 | 1484 | NA | NA |
| <u>GeForce FX 5700 Ultra</u> | 34 | 1513 | NA | NA |
| <u>GeForce FX 5700LE</u> | 24 | 1549 | NA | NA |
| <u>GeForce FX 5700VE</u> | 33 | 1518 | NA | NA |
| <u>GeForce FX 5900</u> | 34 | 1509 | NA | NA |
| <u>GeForce FX 5900 Ultra</u> | 41 | 1483 | NA | NA |
| <u>GeForce FX 5900XT</u> | 40 | 1487 | NA | NA |

| | | | | |
|--|---|-------------------------------|---|--------------------------|
| GeForce FX 5950 Ultra | 59 | 1431 | NA | NA |
| GeForce FX Go 5200 | 8 | 1596 | NA | NA |
| GeForce FX Go 5600 | 17 | 1574 | NA | NA |
| GeForce FX Go5300 | 12 | 1583 | NA | NA |
| GeForce FX Go5650 | 16 | 1576 | NA | NA |
| GeForce FX Go5700 | 51 | 1448 | NA | NA |
| GeForce G 103M | 105 | 1304 | NA | NA |
| GeForce G 105M | 112 | 1289 | NA | NA |
| Videocard Name | Passmark G3D Mark (higher is better) | Rank (lower is better) | Videocard Value (higher is better) | Price (USD) |
| GeForce G100 | 99 | 1318 | 4.99 | \$19.99* |
| GeForce G102M | 93 | 1334 | NA | NA |
| GeForce G105M | 179 | 1204 | NA | NA |
| GeForce G200 | 131 | 1252 | NA | NA |
| GeForce G205M | 91 | 1347 | NA | NA |
| GeForce G210 | 169 | 1213 | 2.68 | \$63.13* |
| GeForce G210M | 198 | 1178 | NA | NA |
| GeForce Go 6100 | 17 | 1572 | NA | NA |
| GeForce Go 6150 | 17 | 1573 | NA | NA |
| GeForce Go 6200 | 15 | 1577 | NA | NA |
| GeForce Go 6400 | 24 | 1552 | NA | NA |
| GeForce Go 6600 | 69 | 1399 | NA | NA |
| GeForce Go 6600 TE/6200 TE | 44 | 1470 | NA | NA |
| GeForce Go 6800 | 106 | 1302 | NA | NA |
| GeForce Go 6800 Ultra | 137 | 1243 | NA | NA |
| GeForce Go 7200 | 45 | 1468 | NA | NA |
| GeForce Go 7300 | 50 | 1453 | NA | NA |
| GeForce Go 7400 | 62 | 1422 | NA | NA |
| GeForce Go 7600 | 127 | 1256 | NA | NA |
| GeForce Go 7600 GT | 165 | 1220 | NA | NA |
| GeForce Go 7700 | 147 | 1229 | NA | NA |
| GeForce Go 7800 | 114 | 1280 | NA | NA |

| | | | | |
|-------------------------------------|---|-------------------------------|---|--------------------------|
| GeForce Go 7800 GTX | 209 | 1162 | NA | NA |
| GeForce Go 7900 GS | 176 | 1207 | NA | NA |
| GeForce Go 7950 GTX | 263 | 1119 | NA | NA |
| GeForce GPU | 1156 | 478 | NA | NA |
| GeForce GT 1030 | 2280 | 283 | 26.84 | \$84.99 |
| GeForce GT 120 | 287 | 1100 | 8.33 | \$34.49* |
| GeForce GT 120M | 267 | 1115 | NA | NA |
| GeForce GT 130 | 456 | 994 | 16.30 | \$27.99* |
| GeForce GT 130M | 297 | 1094 | NA | NA |
| GeForce GT 140 | 747 | 709 | NA | NA |
| GeForce GT 220 | 349 | 1058 | 4.37 | \$79.99* |
| GeForce GT 220M | 257 | 1125 | NA | NA |
| GeForce GT 230 | 472 | 985 | 10.74 | \$43.99* |
| GeForce GT 230M | 332 | 1069 | NA | NA |
| GeForce GT 240 | 648 | 808 | 17.08 | \$37.99* |
| GeForce GT 240M | 350 | 1056 | NA | NA |
| GeForce GT 320 | 552 | 912 | 16.90 | \$32.69* |
| GeForce GT 320M | 205 | 1171 | NA | NA |
| GeForce GT 325M | 291 | 1098 | NA | NA |
| GeForce GT 330 | 555 | 907 | 13.89 | \$39.99* |
| GeForce GT 330M | 361 | 1046 | NA | NA |
| GeForce GT 335M | 502 | 961 | NA | NA |
| GeForce GT 340 | 774 | 683 | 14.62 | \$52.99* |
| GeForce GT 415M | 318 | 1076 | NA | NA |
| GeForce GT 420 | 475 | 979 | 10.34 | \$45.99* |
| GeForce GT 420M | 542 | 931 | NA | NA |
| GeForce GT 425M | 625 | 834 | NA | NA |
| Videocard Name | Passmark G3D Mark (higher is better) | Rank (lower is better) | Videocard Value (higher is better) | Price (USD) |
| GeForce GT 430 | 661 | 796 | 18.38 | \$35.99* |
| GeForce GT 435M | 667 | 788 | NA | NA |
| GeForce GT 440 | 842 | 630 | 12.04 | \$69.99* |

| | | | | |
|---|------|------|------------------------------|----------------------------------|
| <u>GeForce GT 445M</u> | 1054 | 517 | NA | NA |
| <u>GeForce GT 520</u> | 365 | 1042 | <u>6.10</u> | <u>\$59.99*</u> |
| <u>GeForce GT 520M</u> | 385 | 1034 | <u>6.42</u> | <u>\$59.99*</u> |
| <u>GeForce GT 520MX</u> | 407 | 1023 | NA | NA |
| <u>GeForce GT 525M</u> | 600 | 860 | NA | NA |
| <u>GeForce GT 530</u> | 744 | 714 | <u>15.20</u> | <u>\$49.00*</u> |
| <u>GeForce GT 540M</u> | 649 | 807 | NA | NA |
| <u>GeForce GT 545</u> | 1291 | 442 | <u>23.23</u> | <u>\$55.59*</u> |
| <u>GeForce GT 550M</u> | 718 | 739 | NA | NA |
| <u>GeForce GT 555M</u> | 892 | 606 | NA | NA |
| <u>GeForce GT 610</u> | 350 | 1057 | <u>8.76</u> | <u>\$39.99*</u> |
| <u>GeForce GT 620</u> | 430 | 1010 | <u>10.76</u> | <u>\$39.99*</u> |
| <u>GeForce GT 620M</u> | 574 | 888 | NA | NA |
| <u>GeForce GT 625</u> | 438 | 1007 | NA | NA |
| <u>GeForce GT 625M</u> | 500 | 962 | NA | NA |
| <u>GeForce GT 630</u> | 746 | 712 | <u>7.52</u> | <u>\$99.21*</u> |
| <u>GeForce GT 630M</u> | 690 | 767 | NA | NA |
| <u>GeForce GT 635</u> | 913 | 595 | NA | NA |
| <u>GeForce GT 635M</u> | 698 | 761 | NA | NA |
| <u>GeForce GT 640</u> | 1281 | 444 | <u>21.36</u> | <u>\$59.99*</u> |
| <u>GeForce GT 640M</u> | 966 | 569 | NA | NA |
| <u>GeForce GT 640M LE</u> | 787 | 674 | <u>0.93</u> | <u>\$849.99*</u> |
| <u>GeForce GT 645</u> | 2250 | 290 | NA | NA |
| <u>GeForce GT 645M</u> | 907 | 598 | NA | NA |
| <u>GeForce GT 650M</u> | 1234 | 462 | NA | NA |
| <u>GeForce GT 705</u> | 421 | 1017 | NA | NA |
| <u>GeForce GT 710</u> | 685 | 771 | <u>15.59</u> | <u>\$43.99</u> |
| <u>GeForce GT 710M</u> | 555 | 908 | NA | NA |
| <u>GeForce GT 720</u> | 716 | 745 | <u>13.03</u> | <u>\$54.99*</u> |
| <u>GeForce GT 720A</u> | 660 | 798 | NA | NA |
| <u>GeForce GT 720M</u> | 563 | 898 | NA | NA |
| <u>GeForce GT 730</u> | 923 | 590 | <u>13.19</u> | <u>\$69.99</u> |

| | | | | |
|---|---|-------------------------------|---|---------------------------|
| GeForce GT 730A | 742 | 718 | NA | NA |
| GeForce GT 730M | 842 | 631 | NA | NA |
| GeForce GT 735M | 676 | 782 | NA | NA |
| GeForce GT 740 | 1569 | 389 | 16.52 | \$94.99* |
| GeForce GT 740M | 788 | 673 | NA | NA |
| GeForce GT 745A | 1179 | 470 | NA | NA |
| GeForce GT 745M | 978 | 563 | NA | NA |
| GeForce GT 750M | 1297 | 441 | NA | NA |
| GeForce GT 755M | 1600 | 383 | NA | NA |
| GeForce GT 820M | 705 | 754 | NA | NA |
| GeForce GT625M | 531 | 939 | NA | NA |
| GeForce GTS 160M | 678 | 780 | NA | NA |
| GeForce GTS 240 | 818 | 652 | 12.59 | \$64.99* |
| GeForce GTS 250 | 876 | 617 | 7.62 | \$114.99* |
| Videocard Name | Passmark G3D Mark (higher is better) | Rank (lower is better) | Videocard Value (higher is better) | Price (USD) |
| GeForce GTS 250M | 569 | 893 | NA | NA |
| GeForce GTS 350M | 556 | 904 | NA | NA |
| GeForce GTS 360M | 757 | 702 | NA | NA |
| GeForce GTS 450 | 1556 | 390 | 23.94 | \$64.99* |
| GeForce GTX 1050 | 4758 | 154 | 29.74 | \$159.99 |
| GeForce GTX 1050 (Mobile) | 4491 | 165 | NA | NA |
| GeForce GTX 1050 Ti | 6051 | 117 | 36.68 | \$164.99 |
| GeForce GTX 1050 Ti (Mobile) | 6000 | 118 | NA | NA |
| GeForce GTX 1050 Ti with Max-Q Design | 5799 | 124 | NA | NA |
| GeForce GTX 1050 with Max-Q Design | 3887 | 193 | NA | NA |
| GeForce GTX 1060 | 9096 | 68 | 29.55 | \$307.85 |
| GeForce GTX 1060 (Mobile) | 7656 | 94 | NA | NA |
| GeForce GTX 1060 3GB | 8992 | 70 | 48.61 | \$184.99 |
| GeForce GTX 1060 5GB | 6684 | 108 | NA | NA |
| GeForce GTX 1060 with Max-Q Design | 7861 | 89 | NA | NA |
| GeForce GTX 1070 | 11375 | 39 | 24.20 | \$469.99* |

| | | | | |
|--|-------|-----|-----------------------|---------------------------|
| <u>GeForce GTX 1070 (Mobile)</u> | 9478 | 60 | NA | NA |
| <u>GeForce GTX 1070 Ti</u> | 12325 | 29 | 22.66 | \$543.97 |
| <u>GeForce GTX 1070 with Max-Q Design</u> | 9493 | 59 | NA | NA |
| <u>GeForce GTX 1080</u> | 12464 | 28 | 14.66 | \$850.00* |
| <u>GeForce GTX 1080 Ti</u> | 14231 | 12 | 14.98 | \$949.99 |
| <u>GeForce GTX 1080 with Max-Q Design</u> | 10228 | 52 | NA | NA |
| <u>GeForce GTX 1650</u> | 7939 | 85 | 52.94 | \$149.99 |
| <u>GeForce GTX 1650 (Mobile)</u> | 7058 | 105 | NA | NA |
| <u>GeForce GTX 1650 with Max-Q Design</u> | 5540 | 132 | NA | NA |
| <u>GeForce GTX 1660</u> | 10774 | 44 | 48.98 | \$219.99 |
| <u>GeForce GTX 1660 Ti</u> | 11560 | 35 | 42.04 | \$274.99 |
| <u>GeForce GTX 1660 Ti (Mobile)</u> | 9788 | 57 | NA | NA |
| <u>GeForce GTX 1660 Ti with Max-Q Design</u> | 8564 | 75 | NA | NA |
| <u>GeForce GTX 260</u> | 1136 | 487 | 11.91 | \$95.38* |
| <u>GeForce GTX 260M</u> | 589 | 870 | NA | NA |
| <u>GeForce GTX 275</u> | 1245 | 454 | 10.38 | \$119.99* |
| <u>GeForce GTX 280</u> | 1206 | 466 | 2.31 | \$522.78* |
| <u>GeForce GTX 280M</u> | 620 | 839 | NA | NA |
| <u>GeForce GTX 285</u> | 1272 | 449 | 7.07 | \$179.99* |
| <u>GeForce GTX 285M</u> | 734 | 726 | NA | NA |
| <u>GeForce GTX 295</u> | 1053 | 519 | 6.59 | \$159.99* |
| <u>GeForce GTX 460</u> | 2654 | 262 | 29.50 | \$89.99* |
| <u>GeForce GTX 460 SE</u> | 2258 | 289 | 14.11 | \$159.99* |
| <u>GeForce GTX 460 v2</u> | 2495 | 269 | 12.48 | \$199.99* |
| <u>GeForce GTX 460M</u> | 1393 | 415 | NA | NA |
| <u>GeForce GTX 465</u> | 2947 | 246 | 11.19 | \$263.28* |
| <u>GeForce GTX 470</u> | 3601 | 203 | 6.90 | \$522.01* |
| <u>GeForce GTX 470M</u> | 1949 | 332 | NA | NA |
| <u>GeForce GTX 480</u> | 4359 | 173 | 60.56 | \$71.99* |
| <u>GeForce GTX 480M</u> | 2039 | 319 | NA | NA |
| <u>GeForce GTX 485M</u> | 2400 | 276 | NA | NA |
| <u>GeForce GTX 550 Ti</u> | 1922 | 337 | 6.68 | \$287.59* |

| Videocard Name | Passmark G3D Mark (higher is better) | Rank (lower is better) | Videocard Value (higher is better) | Price (USD) |
|---|---|---------------------------|---------------------------------------|---------------------------|
| <u>GeForce GTX 555</u> | 2159 | 300 | NA | NA |
| <u>GeForce GTX 560</u> | 3118 | 232 | 8.82 | \$353.59* |
| <u>GeForce GTX 560 SE</u> | 2192 | 297 | 24.36 | \$89.99* |
| <u>GeForce GTX 560 Ti</u> | 3528 | 208 | 25.57 | \$138.00* |
| <u>GeForce GTX 560M</u> | 1542 | 394 | NA | NA |
| <u>GeForce GTX 570</u> | 4417 | 169 | 44.18 | \$99.99* |
| <u>GeForce GTX 570M</u> | 2024 | 321 | NA | NA |
| <u>GeForce GTX 580</u> | 5018 | 148 | 17.31 | \$289.88* |
| <u>GeForce GTX 580M</u> | 2279 | 284 | NA | NA |
| <u>GeForce GTX 590</u> | 4221 | 183 | 22.94 | \$184.00* |
| <u>GeForce GTX 645</u> | 1939 | 334 | NA | NA |
| <u>GeForce GTX 650</u> | 1835 | 341 | 12.68 | \$144.81* |
| <u>GeForce GTX 650 Ti</u> | 2659 | 261 | 15.65 | \$169.99* |
| <u>GeForce GTX 650 Ti BOOST</u> | 3539 | 206 | NA | NA |
| <u>GeForce GTX 660</u> | 4129 | 186 | 14.49 | \$284.99* |
| <u>GeForce GTX 660 Ti</u> | 4657 | 160 | 16.63 | \$279.99* |
| <u>GeForce GTX 660M</u> | 1446 | 404 | NA | NA |
| <u>GeForce GTX 670</u> | 5362 | 136 | 11.29 | \$474.99* |
| <u>GeForce GTX 670M</u> | 1950 | 331 | NA | NA |
| <u>GeForce GTX 670MX</u> | 2079 | 311 | NA | NA |
| <u>GeForce GTX 675M</u> | 2149 | 303 | NA | NA |
| <u>GeForce GTX 675MX</u> | 2459 | 271 | NA | NA |
| <u>GeForce GTX 680</u> | 5667 | 127 | 9.77 | \$579.99* |
| <u>GeForce GTX 680M</u> | 3345 | 219 | 6.69 | \$499.99* |
| <u>GeForce GTX 680MX</u> | 4274 | 179 | NA | NA |
| <u>GeForce GTX 690</u> | 5393 | 134 | 5.40 | \$999.00* |
| <u>GeForce GTX 745</u> | 2196 | 296 | NA | NA |
| <u>GeForce GTX 750</u> | 3326 | 221 | 25.59 | \$129.99 |
| <u>GeForce GTX 750 Ti</u> | 3767 | 200 | 12.60 | \$299.01* |
| <u>GeForce GTX 760</u> | 4938 | 150 | 19.76 | \$249.99* |

| | | | | |
|---|---|-------------------------------|---|-----------------------------|
| GeForce GTX 760 Ti | 5118 | 145 | 17.21 | \$297.50* |
| GeForce GTX 760 Ti OEM | 5343 | 138 | NA | NA |
| GeForce GTX 760A | 1281 | 445 | NA | NA |
| GeForce GTX 760M | 1437 | 405 | NA | NA |
| GeForce GTX 765M | 1889 | 338 | NA | NA |
| GeForce GTX 770 | 6064 | 116 | 8.63 | \$702.99* |
| GeForce GTX 770M | 2661 | 260 | 14.95 | \$177.99* |
| GeForce GTX 775M | 4166 | 184 | NA | NA |
| GeForce GTX 780 | 7956 | 84 | 10.74 | \$740.99* |
| GeForce GTX 780 Ti | 8888 | 71 | 22.22 | \$399.99 |
| GeForce GTX 780M | 4029 | 190 | NA | NA |
| GeForce GTX 850A | 802 | 660 | NA | NA |
| GeForce GTX 850M | 1648 | 374 | NA | NA |
| GeForce GTX 860M | 1969 | 326 | NA | NA |
| GeForce GTX 870M | 2474 | 270 | NA | NA |
| GeForce GTX 880M | 3721 | 201 | NA | NA |
| GeForce GTX 950 | 5245 | 141 | 30.86 | \$169.99* |
| GeForce GTX 950A | 1729 | 360 | NA | NA |
| GeForce GTX 950M | 1934 | 335 | NA | NA |
| GeForce GTX 960 | 5825 | 123 | 21.66 | \$268.92* |
| Videocard Name | Passmark G3D Mark (higher is better) | Rank (lower is better) | Videocard Value (higher is better) | Price (USD) |
| GeForce GTX 960A | 2410 | 274 | NA | NA |
| GeForce GTX 960M | 2382 | 277 | NA | NA |
| GeForce GTX 965M | 3249 | 224 | NA | NA |
| GeForce GTX 970 | 8646 | 73 | 26.20 | \$329.99* |
| GeForce GTX 970M | 4235 | 182 | 2.23 | \$1,899.00* |
| GeForce GTX 980 | 9676 | 58 | 18.35 | \$527.20 |
| GeForce GTX 980 Ti | 11417 | 38 | 23.42 | \$487.48* |
| GeForce GTX 980M | 5958 | 119 | NA | NA |
| GeForce GTX Titan | 7938 | 87 | 6.51 | \$1,219.99 |
| GeForce GTX TITAN Black | 8653 | 72 | 6.18 | \$1,399.99* |

| | | | | |
|--|-------|------|-----------------------|-----------------------------|
| GeForce GTX TITAN X | 10689 | 46 | 5.34 | \$1,999.99* |
| GeForce GTX TITAN Z | 7654 | 95 | 2.28 | \$3,349.99* |
| GeForce MX110 | 1609 | 380 | NA | NA |
| GeForce MX130 | 1966 | 327 | NA | NA |
| GeForce MX150 | 2227 | 293 | NA | NA |
| GeForce MX230 | 2154 | 302 | NA | NA |
| GeForce MX250 | 2557 | 268 | NA | NA |
| GeForce PCX 5300 | 6 | 1613 | NA | NA |
| GeForce PCX 5750 | 34 | 1508 | NA | NA |
| GeForce RTX 2060 | 12879 | 23 | 37.88 | \$339.99 |
| GeForce RTX 2060 (Mobile) | 10648 | 47 | NA | NA |
| GeForce RTX 2060 SUPER | 13802 | 16 | 34.51 | \$399.99 |
| GeForce RTX 2070 | 14086 | 14 | 28.75 | \$489.99 |
| GeForce RTX 2070 (Mobile) | 11505 | 36 | NA | NA |
| GeForce RTX 2070 SUPER | 14845 | 7 | 29.69 | \$499.99 |
| GeForce RTX 2070 with Max-Q Design | 11334 | 40 | NA | NA |
| GeForce RTX 2080 | 15523 | 5 | 23.88 | \$649.99 |
| GeForce RTX 2080 (Mobile) | 13509 | 19 | NA | NA |
| GeForce RTX 2080 SUPER | 15933 | 4 | 22.76 | \$699.99 |
| GeForce RTX 2080 Ti | 16726 | 2 | 15.95 | \$1,049.00 |
| GeForce RTX 2080 with Max-Q Design | 12556 | 27 | NA | NA |
| GeForce2 GTS/GeForce2 Pro | 3 | 1656 | NA | NA |
| GeForce2 Integrated GPU | 4 | 1648 | NA | NA |
| GeForce2 MX | 2 | 1689 | NA | NA |
| GeForce2 MX 100/200 | 3 | 1675 | NA | NA |
| GeForce2 MX/MX 400 | 3 | 1658 | NA | NA |
| GeForce2 Ti | 4 | 1643 | NA | NA |
| GeForce3 | 4 | 1637 | NA | NA |
| GeForce3 Ti 200 | 4 | 1654 | NA | NA |
| GeForce3 Ti 500 | 2 | 1695 | NA | NA |
| GeForce4 420 Go | 3 | 1672 | NA | NA |
| GeForce4 420 Go 32M | 5 | 1632 | NA | NA |

| | | | | |
|-----------------------------------|---|-------------------------------|---|----------------------------|
| <u>GeForce4 4200 Go</u> | 3 | 1657 | NA | NA |
| <u>GeForce4 440 Go</u> | 3 | 1663 | NA | NA |
| <u>GeForce4 440 Go 64M</u> | 5 | 1617 | NA | NA |
| <u>GeForce4 448 Go</u> | 5 | 1626 | NA | NA |
| <u>GeForce4 MX 4000</u> | 4 | 1646 | NA | NA |
| <u>GeForce4 MX 420</u> | 4 | 1638 | NA | NA |
| <u>GeForce4 MX 440</u> | 4 | 1645 | NA | NA |
| Videocard Name | Passmark G3D Mark (higher is better) | Rank (lower is better) | Videocard Value (higher is better) | Price (USD) |
| <u>GeForce4 MX 440 with AGP8X</u> | 4 | 1639 | NA | NA |
| <u>GeForce4 MX 440SE</u> | 4 | 1644 | NA | NA |
| <u>GeForce4 MX 460</u> | 4 | 1652 | NA | NA |
| <u>GeForce4 MX Integrated GPU</u> | 6 | 1609 | NA | NA |
| <u>GeForce4 Ti 4200</u> | 5 | 1628 | NA | NA |
| <u>GeForce4 Ti 4400</u> | 7 | 1604 | NA | NA |
| <u>GeForce4 Ti 4600</u> | 5 | 1627 | 0.10 | \$53.99* |
| <u>GeForce4 Ti 4800 SE</u> | 7 | 1603 | NA | NA |
| <u>GeForce9400M</u> | 105 | 1303 | NA | NA |
| <u>GF117</u> | 554 | 911 | NA | NA |
| <u>GIGABYTE RADEON 9600 PRO</u> | 39 | 1492 | NA | NA |
| <u>GRID K1</u> | 880 | 612 | 1.37 | \$644.85 |
| <u>GRID K120Q</u> | 298 | 1092 | NA | NA |
| <u>GRID K140Q</u> | 727 | 730 | NA | NA |
| <u>GRID K160Q</u> | 701 | 757 | NA | NA |
| <u>GRID K180Q</u> | 778 | 681 | NA | NA |
| <u>GRID K2</u> | 3772 | 199 | 2.28 | \$1,655.00 |
| <u>GRID K220Q</u> | 912 | 596 | NA | NA |
| <u>GRID K240Q</u> | 2143 | 305 | NA | NA |
| <u>GRID K260Q</u> | 2940 | 248 | NA | NA |
| <u>GRID K280Q</u> | 2358 | 278 | NA | NA |
| <u>GRID K520</u> | 4384 | 171 | NA | NA |
| <u>GRID M10-1B</u> | 2024 | 320 | NA | NA |

| | | | | |
|---|---|-------------------------------|---|--------------------|
| <u>GRID M60-1Q</u> | 4680 | 159 | NA | NA |
| <u>GRID M60-2Q</u> | 5904 | 121 | NA | NA |
| <u>GRID M60-4Q</u> | 3188 | 228 | NA | NA |
| <u>GRID M60-8Q</u> | 3883 | 194 | NA | NA |
| <u>GRID P40-3Q</u> | 681 | 775 | NA | NA |
| <u>GRID P6-4Q</u> | 4429 | 168 | NA | NA |
| <u>HD6450</u> | 220 | 1148 | NA | NA |
| <u>Incredible HD 4000</u> | 517 | 949 | NA | NA |
| <u>Intel - Express Chipset G41</u> | 56 | 1439 | NA | NA |
| <u>Intel - Express Chipset Q45/Q43</u> | 57 | 1437 | NA | NA |
| <u>Intel 2nd Generation SandyBridge HD 3000</u> | 205 | 1172 | NA | NA |
| <u>Intel 4th Generation Haswell HD</u> | 419 | 1018 | NA | NA |
| <u>Intel 82845G Controller</u> | 2 | 1698 | NA | NA |
| <u>Intel 82845G/GL Controller</u> | 2 | 1691 | NA | NA |
| <u>Intel 82845G/GL/GE/PE/GV Controller</u> | 2 | 1684 | NA | NA |
| <u>Intel 82865G Controller</u> | 4 | 1642 | NA | NA |
| <u>Intel 82915G Express</u> | 5 | 1622 | NA | NA |
| <u>Intel 82915G/GV/910GL Express</u> | 3 | 1679 | NA | NA |
| <u>Intel 82945G Express</u> | 5 | 1619 | NA | NA |
| <u>Intel 865 Embedded Controller</u> | 3 | 1664 | NA | NA |
| <u>Intel 946GZ Embedded Chipset Function 0</u> | 3 | 1676 | NA | NA |
| <u>Intel 946GZ Express</u> | 6 | 1611 | NA | NA |
| <u>Intel B43 Express Chipset</u> | 63 | 1419 | NA | NA |
| <u>Intel Coffee Lake UHD</u> | 1158 | 477 | NA | NA |
| <u>Intel G33/G31 Express</u> | 12 | 1585 | NA | NA |
| <u>Intel G35 Express</u> | 30 | 1530 | NA | NA |
| Videocard Name | Passmark G3D Mark (higher is better) | Rank (lower is better) | Videocard Value (higher is better) | Price (USD) |
| <u>Intel G41 Express Chipset</u> | 63 | 1420 | NA | NA |
| <u>Intel G41 Express-Chipsatz</u> | 58 | 1433 | NA | NA |
| <u>Intel G45/G43 Express Chipset</u> | 69 | 1401 | NA | NA |
| <u>Intel G965 Express</u> | 18 | 1570 | NA | NA |

| | | | | |
|---|------|------|-----------------------------|------------------------------------|
| <u>Intel Haswell HD - GT1</u> | 123 | 1264 | NA | NA |
| <u>Intel Haswell HD - GT2</u> | 139 | 1240 | NA | NA |
| <u>Intel HD 3000</u> | 314 | 1080 | <u>0.33</u> | <u>\$945.00*</u> |
| <u>Intel HD 4000</u> | 457 | 993 | <u>0.29</u> | <u>\$1,592.95*</u> |
| <u>Intel HD 4400</u> | 569 | 892 | NA | NA |
| <u>Intel HD 4600</u> | 714 | 747 | NA | NA |
| <u>Intel HD 500</u> | 359 | 1048 | NA | NA |
| <u>Intel HD 5000</u> | 600 | 859 | NA | NA |
| <u>Intel HD 505</u> | 510 | 955 | NA | NA |
| <u>Intel HD 510</u> | 622 | 836 | NA | NA |
| <u>Intel HD 515</u> | 647 | 811 | NA | NA |
| <u>Intel HD 520</u> | 842 | 632 | NA | NA |
| <u>Intel HD 5200</u> | 830 | 642 | NA | NA |
| <u>Intel HD 530</u> | 1007 | 544 | NA | NA |
| <u>Intel HD 5300</u> | 401 | 1029 | NA | NA |
| <u>Intel HD 5500</u> | 595 | 866 | NA | NA |
| <u>Intel HD 5600</u> | 663 | 795 | NA | NA |
| <u>Intel HD 6000</u> | 828 | 644 | NA | NA |
| <u>Intel HD 610</u> | 717 | 742 | NA | NA |
| <u>Intel HD 615</u> | 740 | 721 | NA | NA |
| <u>Intel HD 630</u> | 1138 | 486 | NA | NA |
| <u>Intel HD Family</u> | 440 | 1005 | NA | NA |
| <u>Intel HD Graphics 620</u> | 933 | 584 | NA | NA |
| <u>Intel HD manual-gen9_2015-133271</u> | 165 | 1219 | NA | NA |
| <u>Intel HD Modded</u> | 112 | 1290 | NA | NA |
| <u>Intel HD P3000</u> | 345 | 1060 | NA | NA |
| <u>Intel HD P4000</u> | 516 | 950 | NA | NA |
| <u>Intel HD P4600</u> | 604 | 855 | NA | NA |
| <u>Intel HD P4600/P4700</u> | 673 | 785 | NA | NA |
| <u>Intel HD P530</u> | 1060 | 515 | NA | NA |
| <u>Intel HD P630</u> | 1741 | 356 | NA | NA |
| <u>Intel Infoshock HD</u> | 193 | 1185 | NA | NA |

| | | | | |
|---|---|-------------------------------|---|--------------------|
| <u>Intel Iris 5100</u> | 748 | 708 | NA | NA |
| <u>Intel Iris 540</u> | 1344 | 425 | NA | NA |
| <u>Intel Iris 550</u> | 1580 | 384 | NA | NA |
| <u>Intel Iris 6100</u> | 977 | 565 | NA | NA |
| <u>Intel Iris Plus</u> | 2099 | 310 | NA | NA |
| <u>Intel Iris Plus 640</u> | 1415 | 412 | NA | NA |
| <u>Intel Iris Plus 650</u> | 1574 | 387 | NA | NA |
| <u>Intel Iris Plus 655</u> | 1980 | 324 | NA | NA |
| <u>Intel Iris Pro 5200</u> | 1173 | 471 | NA | NA |
| <u>Intel Iris Pro 580</u> | 1881 | 339 | NA | NA |
| <u>Intel Iris Pro Graphics 6200</u> | 1545 | 391 | NA | NA |
| <u>Intel Iris Pro P580</u> | 2156 | 301 | NA | NA |
| <u>Intel Iris Pro P6300</u> | 1209 | 465 | NA | NA |
| Videocard Name | Passmark G3D Mark (higher is better) | Rank (lower is better) | Videocard Value (higher is better) | Price (USD) |
| <u>Intel Media Accelerator</u> | 32 | 1520 | NA | NA |
| <u>Intel Media Accelerator 3150</u> | 3 | 1682 | NA | NA |
| <u>Intel Media Accelerator 500</u> | 3 | 1670 | NA | NA |
| <u>Intel Media Accelerator 600</u> | 6 | 1606 | NA | NA |
| <u>Intel Media Accelerator HD</u> | 116 | 1277 | NA | NA |
| <u>Intel Q33 Express</u> | 10 | 1591 | NA | NA |
| <u>Intel Q35 Express</u> | 9 | 1593 | NA | NA |
| <u>Intel Q45/Q43 Express Chipset</u> | 66 | 1414 | NA | NA |
| <u>Intel Q45/Q43 Express-Chipsatz</u> | 57 | 1436 | NA | NA |
| <u>Intel Q965/Q963 Express</u> | 6 | 1610 | NA | NA |
| <u>Intel Skylake HD DT GT2</u> | 576 | 886 | NA | NA |
| <u>Intel UHD</u> | 1319 | 429 | NA | NA |
| <u>Intel UHD 600</u> | 361 | 1045 | NA | NA |
| <u>Intel UHD 605</u> | 427 | 1014 | NA | NA |
| <u>Intel UHD 610</u> | 789 | 672 | NA | NA |
| <u>Intel UHD 615</u> | 781 | 676 | NA | NA |
| <u>Intel UHD 617</u> | 878 | 615 | NA | NA |

| | | | | |
|---|------|------|-----------------------------|----------------------------------|
| <u>Intel UHD 630</u> | 1367 | 421 | NA | NA |
| <u>Intel UHD Graphics 620</u> | 1070 | 510 | NA | NA |
| <u>Intel UHD P630</u> | 1399 | 414 | NA | NA |
| <u>Intel US15 Embedded Media and Controller</u> | 7 | 1602 | NA | NA |
| <u>ION</u> | 97 | 1326 | <u>0.43</u> | <u>\$229.99*</u> |
| <u>ION LE</u> | 97 | 1327 | NA | NA |
| <u>M860G with Mobility Radeon 4100</u> | 75 | 1386 | NA | NA |
| <u>M880G with Mobility Radeon HD 4200</u> | 92 | 1339 | NA | NA |
| <u>M880G with Mobility Radeon HD 4225</u> | 71 | 1394 | NA | NA |
| <u>M880G with Mobility Radeon HD 4250</u> | 104 | 1307 | NA | NA |
| <u>Matrox C420 LP PCIe x16</u> | 635 | 823 | NA | NA |
| <u>Matrox C680 PCIe x16</u> | 1977 | 325 | NA | NA |
| <u>Matrox C900 PCIe x16</u> | 1812 | 346 | NA | NA |
| <u>Matrox G200e WDDM 1.2</u> | 59 | 1430 | NA | NA |
| <u>Matrox G200eh</u> | 40 | 1486 | NA | NA |
| <u>Matrox G200eh WDDM 1.2</u> | 51 | 1447 | NA | NA |
| <u>Matrox G200eR</u> | 36 | 1501 | NA | NA |
| <u>Matrox G200eR WDDM 1.2</u> | 67 | 1408 | NA | NA |
| <u>Matrox G200eR WDDM 2.0</u> | 67 | 1407 | NA | NA |
| <u>Matrox G200eW</u> | 42 | 1481 | NA | NA |
| <u>Matrox G200eW WDDM 1.2</u> | 50 | 1455 | NA | NA |
| <u>Matrox M9138 LP PCIe x16</u> | 32 | 1522 | NA | NA |
| <u>Matrox M9140 LP PCIe x16</u> | 23 | 1556 | NA | NA |
| <u>Matrox M9148 LP PCIe x16</u> | 9 | 1594 | NA | NA |
| <u>Matrox Millennium P650 PCIe 128</u> | 5 | 1630 | NA | NA |
| <u>Matrox Millennium P690 PCIe x16</u> | 10 | 1592 | NA | NA |
| <u>Matrox Millennium P690 Plus LP PCIe x16</u> | 6 | 1607 | NA | NA |
| <u>Matrox Parhelia APVe</u> | 5 | 1624 | NA | NA |
| <u>MEDION RADEON X740XL</u> | 94 | 1332 | NA | NA |
| <u>Mobile Intel - famiglia Express Chipset 45</u> | 38 | 1495 | NA | NA |
| <u>Mobile Intel 4 Express-Chipsatzfamilie</u> | 44 | 1472 | NA | NA |

| Videocard Name | Passmark G3D Mark (higher is better) | Rank (lower is better) | Videocard Value (higher is better) | Price (USD) |
|---|---|---------------------------|---------------------------------------|----------------|
| <u>Mobile Intel 45 Express</u> | 43 | 1476 | NA | NA |
| <u>Mobile Intel 45 Express-Chipsatzfamilie</u> | 117 | 1273 | NA | NA |
| <u>Mobile Intel 915GM/GMS/910GML Express</u> | 4 | 1649 | NA | NA |
| <u>Mobile Intel 945 Express</u> | 4 | 1647 | NA | NA |
| <u>Mobile Intel 945GM Express</u> | 5 | 1620 | NA | NA |
| <u>Mobile Intel 945GM/GU Express</u> | 5 | 1631 | NA | NA |
| <u>Mobile Intel 965 Express</u> | 20 | 1566 | NA | NA |
| <u>Mobile Intel 965 Express-Chipsatzfamilie</u> | 24 | 1553 | NA | NA |
| <u>Mobile Intel HD</u> | 409 | 1021 | NA | NA |
| <u>Mobile Intel serie 4 Express</u> | 44 | 1471 | NA | NA |
| <u>MOBILITY FIREGL T2</u> | 40 | 1485 | NA | NA |
| <u>MOBILITY FIREGL T2/T2e</u> | 33 | 1516 | NA | NA |
| <u>MOBILITY FireGL V3200</u> | 62 | 1425 | NA | NA |
| <u>MOBILITY FireGL V5000</u> | 81 | 1373 | NA | NA |
| <u>MOBILITY FireGL V5200</u> | 44 | 1469 | NA | NA |
| <u>MOBILITY FireGL V5250</u> | 27 | 1537 | NA | NA |
| <u>Mobility FireGL V5725</u> | 219 | 1151 | NA | NA |
| <u>Mobility Radeon 4100</u> | 81 | 1376 | NA | NA |
| <u>MOBILITY RADEON 7000 IGP</u> | 6 | 1612 | NA | NA |
| <u>MOBILITY RADEON 7500</u> | 3 | 1666 | NA | NA |
| <u>MOBILITY RADEON 9000</u> | 3 | 1674 | NA | NA |
| <u>MOBILITY RADEON 9000 IGP</u> | 7 | 1598 | NA | NA |
| <u>MOBILITY RADEON 9000/9100 IGP</u> | 5 | 1623 | NA | NA |
| <u>MOBILITY RADEON 9100 IGP</u> | 2 | 1683 | NA | NA |
| <u>MOBILITY RADEON 9200</u> | 3 | 1681 | NA | NA |
| <u>MOBILITY RADEON 9600 PRO TURBO</u> | 24 | 1550 | NA | NA |
| <u>MOBILITY RADEON 9600/9700</u> | 39 | 1491 | NA | NA |
| <u>MOBILITY RADEON 9700</u> | 27 | 1536 | NA | NA |
| <u>MOBILITY RADEON 9800</u> | 46 | 1466 | NA | NA |
| <u>Mobility Radeon HD 2300</u> | 50 | 1452 | NA | NA |

| | | | | |
|--|---|-------------------------------|---|--------------------|
| <u>Mobility Radeon HD 2400</u> | 89 | 1354 | NA | NA |
| <u>Mobility Radeon HD 2400 XT</u> | 102 | 1312 | NA | NA |
| <u>Mobility Radeon HD 2600</u> | 167 | 1215 | NA | NA |
| <u>Mobility Radeon HD 2600 XT</u> | 191 | 1188 | NA | NA |
| <u>Mobility Radeon HD 3410</u> | 62 | 1421 | NA | NA |
| <u>Mobility Radeon HD 3430</u> | 98 | 1321 | NA | NA |
| <u>Mobility Radeon HD 3450</u> | 91 | 1350 | NA | NA |
| <u>Mobility Radeon HD 3470</u> | 93 | 1336 | NA | NA |
| <u>Mobility Radeon HD 3470 Hybrid X2</u> | 93 | 1335 | NA | NA |
| <u>Mobility Radeon HD 3650</u> | 210 | 1161 | NA | NA |
| <u>Mobility Radeon HD 3670</u> | 232 | 1141 | NA | NA |
| <u>Mobility Radeon HD 3850</u> | 365 | 1043 | NA | NA |
| <u>Mobility Radeon HD 3870</u> | 547 | 920 | NA | NA |
| <u>Mobility Radeon HD 3870 X2</u> | 564 | 896 | NA | NA |
| <u>Mobility Radeon HD 4200</u> | 90 | 1351 | NA | NA |
| <u>Mobility Radeon HD 4225</u> | 66 | 1413 | NA | NA |
| <u>Mobility Radeon HD 4250</u> | 98 | 1322 | NA | NA |
| <u>Mobility Radeon HD 4270</u> | 92 | 1338 | NA | NA |
| <u>Mobility Radeon HD 4330</u> | 135 | 1247 | NA | NA |
| <u>Mobility Radeon HD 4350</u> | 148 | 1228 | NA | NA |
| Videocard Name | Passmark G3D Mark (higher is better) | Rank (lower is better) | Videocard Value (higher is better) | Price (USD) |
| <u>Mobility Radeon HD 4550</u> | 191 | 1189 | NA | NA |
| <u>Mobility Radeon HD 4570</u> | 195 | 1183 | NA | NA |
| <u>Mobility Radeon HD 4650</u> | 401 | 1030 | NA | NA |
| <u>Mobility Radeon HD 4670</u> | 463 | 992 | NA | NA |
| <u>Mobility Radeon HD 4830</u> | 511 | 953 | NA | NA |
| <u>Mobility Radeon HD 4850</u> | 866 | 621 | NA | NA |
| <u>Mobility Radeon HD 4870</u> | 719 | 736 | NA | NA |
| <u>Mobility Radeon HD 5000</u> | 773 | 687 | NA | NA |
| <u>Mobility Radeon HD 5000 Serisi</u> | 478 | 976 | NA | NA |
| <u>Mobility Radeon HD 5165</u> | 284 | 1102 | NA | NA |

| | | | | |
|--------------------------------------|------|------|----|----|
| <u>Mobility Radeon HD 530v</u> | 174 | 1208 | NA | NA |
| <u>Mobility Radeon HD 540v</u> | 188 | 1193 | NA | NA |
| <u>Mobility Radeon HD 5430</u> | 181 | 1200 | NA | NA |
| <u>Mobility Radeon HD 5450</u> | 214 | 1156 | NA | NA |
| <u>Mobility Radeon HD 545v</u> | 199 | 1177 | NA | NA |
| <u>Mobility Radeon HD 5470</u> | 236 | 1138 | NA | NA |
| <u>Mobility Radeon HD 550v</u> | 266 | 1116 | NA | NA |
| <u>Mobility Radeon HD 5570</u> | 717 | 741 | NA | NA |
| <u>Mobility Radeon HD 560v</u> | 318 | 1077 | NA | NA |
| <u>Mobility Radeon HD 5650</u> | 554 | 910 | NA | NA |
| <u>Mobility Radeon HD 565v</u> | 353 | 1054 | NA | NA |
| <u>Mobility Radeon HD 5730</u> | 677 | 781 | NA | NA |
| <u>Mobility Radeon HD 5850</u> | 763 | 697 | NA | NA |
| <u>Mobility Radeon HD 5870</u> | 1252 | 453 | NA | NA |
| <u>Mobility Radeon HD serie 4200</u> | 96 | 1331 | NA | NA |
| <u>Mobility Radeon X1300</u> | 39 | 1490 | NA | NA |
| <u>Mobility Radeon X1350</u> | 39 | 1488 | NA | NA |
| <u>Mobility Radeon X1400</u> | 43 | 1477 | NA | NA |
| <u>Mobility Radeon X1450</u> | 33 | 1517 | NA | NA |
| <u>Mobility Radeon X1600</u> | 92 | 1342 | NA | NA |
| <u>Mobility Radeon X1700</u> | 104 | 1305 | NA | NA |
| <u>MOBILITY RADEON X1800</u> | 130 | 1253 | NA | NA |
| <u>Mobility Radeon X1900</u> | 134 | 1248 | NA | NA |
| <u>Mobility Radeon X2300</u> | 48 | 1461 | NA | NA |
| <u>Mobility Radeon X2300 HD</u> | 48 | 1460 | NA | NA |
| <u>Mobility Radeon X2500</u> | 81 | 1372 | NA | NA |
| <u>MOBILITY RADEON X300</u> | 33 | 1515 | NA | NA |
| <u>MOBILITY RADEON X600</u> | 50 | 1454 | NA | NA |
| <u>MOBILITY RADEON X600 SE</u> | 49 | 1457 | NA | NA |
| <u>MOBILITY RADEON X700</u> | 66 | 1410 | NA | NA |
| <u>MOBILITY RADEON XPRESS 200</u> | 27 | 1539 | NA | NA |
| <u>Mobility Radeon. HD 5470</u> | 215 | 1155 | NA | NA |

| | | | | |
|--|---|-------------------------------|---|-----------------------------|
| MOBILITY/RADEON 9000 | 4 | 1653 | NA | NA |
| MxGPU | 1826 | 345 | NA | NA |
| nForce 750a SLI | 83 | 1367 | NA | NA |
| nForce 760i SLI | 140 | 1238 | NA | NA |
| nForce 780a SLI | 92 | 1343 | NA | NA |
| nForce 980a/780a SLI | 81 | 1374 | NA | NA |
| NVIDIA TITAN X | 13649 | 18 | 11.37 | \$1,200.00* |
| Videocard Name | Passmark G3D Mark (higher is better) | Rank (lower is better) | Videocard Value (higher is better) | Price (USD) |
| NVIDIA TITAN Xp | 14233 | 11 | 7.50 | \$1,898.00 |
| NVS 2100M | 184 | 1196 | NA | NA |
| NVS 300 | 183 | 1198 | 15.28 | \$11.99 |
| NVS 310 | 295 | 1095 | 3.32 | \$89.00 |
| NVS 3100M | 203 | 1173 | NA | NA |
| NVS 315 | 347 | 1059 | 9.65 | \$35.99* |
| NVS 4200M | 365 | 1041 | NA | NA |
| NVS 510 | 764 | 694 | 4.82 | \$158.50 |
| NVS 5100M | 356 | 1049 | NA | NA |
| NVS 5200M | 664 | 791 | NA | NA |
| NVS 5400M | 791 | 670 | NA | NA |
| NVS 810 | 981 | 561 | 1.57 | \$624.99* |
| OpenXT Display Driver | 30 | 1528 | NA | NA |
| P106-100 | 4731 | 156 | NA | NA |
| PHDGD Ivy 4 | 374 | 1037 | NA | NA |
| PHDGD Quantic C3 | 116 | 1274 | NA | NA |
| PHDGD Sapphire GR for Mobile Intel 965 | 25 | 1544 | NA | NA |
| PHDGD Solo 1.2.0 x86 | 11 | 1589 | NA | NA |
| PHDGD Solo 2 x64 | 20 | 1567 | NA | NA |
| Quadro 1000M | 752 | 705 | 13.80 | \$54.50* |
| Quadro 1100M | 755 | 703 | NA | NA |
| Quadro 2000 | 1316 | 432 | 13.17 | \$99.99 |
| Quadro 2000 D | 1239 | 457 | NA | NA |

| | | | | |
|-------------------------------------|---|-------------------------------|---|----------------------------|
| Quadro 2000D | 1283 | 443 | 15.28 | \$83.99* |
| Quadro 2000M | 1034 | 528 | 22.21 | \$46.56 |
| Quadro 280 NVS PCIe | 5 | 1621 | NA | NA |
| Quadro 3000M | 1462 | 402 | 19.24 | \$75.99* |
| Quadro 400 | 236 | 1137 | 5.92 | \$39.99 |
| Quadro 4000 | 2050 | 317 | 2.40 | \$853.88 |
| Quadro 4000M | 1788 | 351 | 19.66 | \$91.01* |
| Quadro 410 | 402 | 1028 | 4.24 | \$95.00 |
| Quadro 5000 | 2855 | 253 | 15.03 | \$190.02 |
| Quadro 5000M | 2059 | 314 | NA | NA |
| Quadro 500M | 664 | 793 | 2.41 | \$275.14* |
| Quadro 5010M | 1833 | 344 | 7.77 | \$235.95* |
| Quadro 600 | 698 | 762 | 11.45 | \$60.98* |
| Quadro 6000 | 3531 | 207 | 1.03 | \$3,439.00 |
| Quadro CX | 947 | 578 | 6.32 | \$149.95* |
| Quadro FX 1000 | 34 | 1512 | NA | NA |
| Quadro FX 1100 | 35 | 1504 | 0.17 | \$212.99* |
| Quadro FX 1300 | 34 | 1511 | NA | NA |
| Quadro FX 1400 | 103 | 1309 | 0.42 | \$245.01* |
| Quadro FX 1500 | 155 | 1223 | 1.36 | \$115.01* |
| Quadro FX 1500M | 171 | 1211 | NA | NA |
| Quadro FX 1600M | 214 | 1157 | 1.43 | \$149.90* |
| Quadro FX 1700 | 193 | 1186 | 2.27 | \$84.99* |
| Quadro FX 1700M | 300 | 1090 | NA | NA |
| Quadro FX 1800 | 579 | 882 | 3.65 | \$159.00 |
| Quadro FX 1800M | 478 | 978 | NA | NA |
| Videocard Name | Passmark G3D Mark (higher is better) | Rank (lower is better) | Videocard Value (higher is better) | Price (USD) |
| Quadro FX 2500M | 217 | 1152 | 2.18 | \$99.99* |
| Quadro FX 2700M | 529 | 941 | 5.30 | \$99.95* |
| Quadro FX 2800M | 656 | 801 | 13.15 | \$49.95* |
| Quadro FX 3000 | 69 | 1404 | 0.41 | \$166.61* |

| | | | | |
|---|------|------|----------------------|---------------------------|
| Quadro FX 3400/4400 | 104 | 1306 | NA | NA |
| Quadro FX 3450 | 148 | 1226 | 1.24 | \$119.99* |
| Quadro FX 3450/4000 SDI | 134 | 1250 | NA | NA |
| Quadro FX 350 | 85 | 1357 | NA | NA |
| Quadro FX 3500 | 208 | 1165 | 2.10 | \$99.00* |
| Quadro FX 3500M | 306 | 1086 | 3.06 | \$99.99* |
| Quadro FX 350M | 62 | 1424 | NA | NA |
| Quadro FX 3600M | 467 | 988 | NA | NA |
| Quadro FX 360M | 86 | 1356 | NA | NA |
| Quadro FX 370 | 83 | 1366 | 0.67 | \$125.00 |
| Quadro FX 370 LP | 108 | 1299 | NA | NA |
| Quadro FX 3700 | 628 | 830 | 6.98 | \$89.99* |
| Quadro FX 3700M | 633 | 827 | 0.69 | \$925.00* |
| Quadro FX 370M | 93 | 1337 | NA | NA |
| Quadro FX 380 | 148 | 1227 | 1.98 | \$75.00* |
| Quadro FX 380 LP | 189 | 1192 | NA | NA |
| Quadro FX 3800 | 839 | 633 | 5.79 | \$145.00 |
| Quadro FX 3800M | 803 | 659 | NA | NA |
| Quadro FX 380M | 201 | 1176 | NA | NA |
| Quadro FX 4500 | 206 | 1169 | 0.90 | \$230.33* |
| Quadro FX 4600 | 600 | 861 | 4.80 | \$124.99* |
| Quadro FX 4700 X2 | 676 | 784 | NA | NA |
| Quadro FX 4800 | 1001 | 548 | 6.91 | \$144.99* |
| Quadro FX 500/600 PCI | 14 | 1578 | NA | NA |
| Quadro FX 500/FX 600 | 7 | 1599 | NA | NA |
| Quadro FX 540 | 80 | 1379 | 1.35 | \$59.99* |
| Quadro FX 550 | 63 | 1418 | 0.43 | \$149.00* |
| Quadro FX 5500 | 240 | 1135 | 0.76 | \$315.99* |
| Quadro FX 560 | 113 | 1283 | 0.76 | \$150.25* |
| Quadro FX 5600 | 681 | 774 | 4.01 | \$169.99 |
| Quadro FX 570 | 115 | 1279 | 1.28 | \$89.99* |
| Quadro FX 570M | 185 | 1195 | NA | NA |

| | | | | |
|----------------------------------|---|-------------------------------|---|---------------------------|
| Quadro FX 580 | 268 | 1113 | 3.04 | \$88.44 |
| Quadro FX 5800 | 1110 | 497 | 6.21 | \$178.89* |
| Quadro FX 770M | 298 | 1093 | 0.57 | \$527.00* |
| Quadro FX 880M | 354 | 1052 | NA | NA |
| Quadro FX Go1400 | 101 | 1313 | NA | NA |
| Quadro GP100 | 12742 | 25 | NA | NA |
| Quadro GV100 | 12613 | 26 | NA | NA |
| Quadro K1000M | 794 | 667 | 5.30 | \$149.90* |
| Quadro K1100M | 1040 | 526 | 20.82 | \$49.95 |
| Quadro K1200 | 3048 | 239 | 11.50 | \$265.08 |
| Quadro K2000 | 1722 | 361 | 12.95 | \$132.99 |
| Quadro K2000D | 1675 | 372 | 11.17 | \$149.95 |
| Quadro K2000M | 1081 | 506 | 7.51 | \$144.04* |
| Videocard Name | Passmark G3D Mark (higher is better) | Rank (lower is better) | Videocard Value (higher is better) | Price (USD) |
| Quadro K2100M | 1340 | 427 | 8.38 | \$159.95* |
| Quadro K2200 | 3598 | 204 | 18.46 | \$195.00 |
| Quadro K2200M | 2717 | 259 | NA | NA |
| Quadro K3000M | 1758 | 355 | 11.34 | \$155.00* |
| Quadro K3100M | 2078 | 312 | 5.20 | \$399.95* |
| Quadro K4000 | 2878 | 252 | 17.42 | \$165.26 |
| Quadro K4000M | 2240 | 291 | 3.73 | \$599.99* |
| Quadro K4100M | 2636 | 263 | 6.94 | \$379.99* |
| Quadro K420 | 829 | 643 | 5.60 | \$148.00 |
| Quadro K4200 | 4473 | 166 | 23.55 | \$189.95 |
| Quadro K5000 | 4013 | 191 | 14.28 | \$281.01 |
| Quadro K5000M | 2627 | 264 | 6.75 | \$389.25* |
| Quadro K5100M | 3113 | 233 | 3.89 | \$799.95 |
| Quadro K510M | 651 | 804 | NA | NA |
| Quadro K5200 | 6088 | 114 | 8.71 | \$699.00 |
| Quadro K600 | 823 | 648 | 3.47 | \$237.00 |
| Quadro K6000 | 7484 | 97 | 7.97 | \$939.00 |

| | | | | |
|--|-------|------|-----------------------|-----------------------------|
| Quadro K610M | 768 | 691 | 10.24 | \$75.00 |
| Quadro K620 | 2335 | 280 | 15.55 | \$150.23 |
| Quadro K620M | 921 | 591 | NA | NA |
| Quadro M1000M | 2405 | 275 | 11.32 | \$212.42* |
| Quadro M1200 | 3070 | 238 | NA | NA |
| Quadro M2000 | 4274 | 180 | 8.98 | \$475.95 |
| Quadro M2000M | 2940 | 247 | 10.51 | \$279.95* |
| Quadro M2200 | 3706 | 202 | NA | NA |
| Quadro M3000M | 4514 | 164 | NA | NA |
| Quadro M4000 | 6663 | 109 | 15.90 | \$418.99 |
| Quadro M4000M | 4895 | 151 | NA | NA |
| Quadro M5000 | 8541 | 78 | 8.55 | \$999.00 |
| Quadro M5000M | 5694 | 126 | 11.39 | \$499.95* |
| Quadro M500M | 1091 | 501 | NA | NA |
| Quadro M520 | 1608 | 381 | NA | NA |
| Quadro M5500 | 7915 | 88 | NA | NA |
| Quadro M6000 | 9435 | 62 | 3.93 | \$2,399.00* |
| Quadro M6000 24GB | 10057 | 54 | NA | NA |
| Quadro M600M | 1932 | 336 | 18.76 | \$102.99* |
| Quadro M620 | 2804 | 255 | NA | NA |
| Quadro NVS 110M | 47 | 1462 | NA | NA |
| Quadro NVS 120M | 46 | 1465 | NA | NA |
| Quadro NVS 130M | 59 | 1428 | NA | NA |
| Quadro NVS 135M | 57 | 1438 | NA | NA |
| Quadro NVS 140M | 89 | 1353 | NA | NA |
| Quadro NVS 150M | 92 | 1341 | NA | NA |
| Quadro NVS 160M | 92 | 1344 | NA | NA |
| Quadro NVS 210S | 23 | 1554 | NA | NA |
| Quadro NVS 210S / GeForce 6150LE | 20 | 1565 | NA | NA |
| Quadro NVS 280 SD | 2 | 1697 | NA | NA |
| Quadro NVS 285 | 35 | 1506 | 1.26 | \$27.99 |
| Quadro NVS 285 128MB | 38 | 1496 | 0.70 | \$55.00* |

| Videocard Name | Passmark G3D Mark (higher is better) | Rank (lower is better) | Videocard Value (higher is better) | Price (USD) |
|---|---|---------------------------|---------------------------------------|----------------------------|
| Quadro NVS 290 | 90 | 1352 | 2.53 | \$36.00* |
| Quadro NVS 295 | 96 | 1330 | 1.83 | \$52.75* |
| Quadro NVS 320M | 205 | 1170 | NA | NA |
| Quadro NVS 420 | 98 | 1320 | 0.94 | \$104.99* |
| Quadro NVS 440 | 37 | 1498 | 0.30 | \$124.99* |
| Quadro NVS 450 | 91 | 1348 | 0.65 | \$139.99 |
| Quadro NVS 55/280 PCI | 6 | 1615 | NA | NA |
| Quadro P1000 | 4416 | 170 | 16.73 | \$264.06 |
| Quadro P2000 | 7230 | 99 | 17.05 | \$424.00 |
| Quadro P2000 with Max-Q Design | 5351 | 137 | NA | NA |
| Quadro P2200 | 9317 | 66 | 22.03 | \$422.87 |
| Quadro P3000 | 5908 | 120 | NA | NA |
| Quadro P3200 | 8287 | 81 | NA | NA |
| Quadro P3200 with Max-Q Design | 8642 | 74 | NA | NA |
| Quadro P400 | 1679 | 371 | 14.36 | \$116.99 |
| Quadro P4000 | 10434 | 49 | 14.11 | \$739.29 |
| Quadro P4000 with Max-Q Design | 9082 | 69 | NA | NA |
| Quadro P4200 | 10301 | 51 | NA | NA |
| Quadro P4200 with Max-Q Design | 10343 | 50 | NA | NA |
| Quadro P500 | 1694 | 367 | NA | NA |
| Quadro P5000 | 10028 | 55 | 5.28 | \$1,899.99 |
| Quadro P520 | 1740 | 358 | NA | NA |
| Quadro P5200 | 9366 | 64 | NA | NA |
| Quadro P5200 with Max-Q Design | 9323 | 65 | NA | NA |
| Quadro P600 | 3209 | 226 | 14.27 | \$224.95 |
| Quadro P6000 | 13452 | 20 | 3.80 | \$3,539.00 |
| Quadro P620 | 3806 | 197 | 22.46 | \$169.51 |
| Quadro RTX 3000 | 10131 | 53 | NA | NA |
| Quadro RTX 3000 with Max-Q Design | 9848 | 56 | NA | NA |
| Quadro RTX 4000 | 13361 | 21 | 14.86 | \$899.00* |

| | | | | |
|---|---|-------------------------------|---|-----------------------------|
| Quadro RTX 5000 | 12992 | 22 | NA | NA |
| Quadro RTX 5000 (Mobile) | 12851 | 24 | NA | NA |
| Quadro RTX 5000 with Max-Q Design | 14699 | 8 | NA | NA |
| Quadro RTX 6000 | 14624 | 9 | 2.32 | \$6,300.00* |
| Quadro RTX 8000 | 10980 | 43 | 1.10 | \$9,999.00* |
| Quadro T1000 | 6901 | 106 | NA | NA |
| Quadro T2000 | 7675 | 93 | NA | NA |
| Quadro2 Pro | 1 | 1702 | NA | NA |
| Quadro4 380 XGL | 6 | 1608 | NA | NA |
| Quadro4 980 XGL | 5 | 1635 | 0.01 | \$341.43* |
| Radeon 2100 | 59 | 1427 | 0.48 | \$124.99* |
| Radeon 3000 | 98 | 1323 | 1.61 | \$60.99* |
| Radeon 3100 | 73 | 1390 | 0.45 | \$163.99 |
| Radeon 520 | 798 | 663 | NA | NA |
| Radeon 530 | 1154 | 479 | NA | NA |
| Radeon 535 | 1307 | 436 | NA | NA |
| Radeon 535DX | 1021 | 537 | NA | NA |
| Radeon 540 | 1576 | 386 | NA | NA |
| Radeon 540X | 1646 | 375 | NA | NA |
| Videocard Name | Passmark G3D Mark (higher is better) | Rank (lower is better) | Videocard Value (higher is better) | Price (USD) |
| Radeon 6600M | 741 | 720 | NA | NA |
| RADEON 7000 / RADEON VE Family | 3 | 1661 | NA | NA |
| RADEON 7500 | 3 | 1677 | 0.10 | \$32.12* |
| RADEON 7500 Family | 4 | 1640 | NA | NA |
| RADEON 9000 Family | 3 | 1668 | NA | NA |
| RADEON 9100 Family | 6 | 1614 | NA | NA |
| RADEON 9100 IGP | 5 | 1629 | NA | NA |
| RADEON 9200 | 3 | 1665 | 0.09 | \$39.95* |
| RADEON 9200 LE Family | 2 | 1692 | NA | NA |
| RADEON 9200 PRO Family | 2 | 1685 | NA | NA |
| RADEON 9200 SE | 2 | 1694 | NA | NA |

| | | | | |
|---|------|------|-----------------------------|----------------------------------|
| <u>RADEON 9250</u> | 2 | 1693 | <u>0.06</u> | <u>\$42.99*</u> |
| <u>RADEON 9500</u> | 36 | 1502 | <u>0.90</u> | <u>\$40.50*</u> |
| <u>RADEON 9500 PRO / 9700</u> | 41 | 1482 | NA | NA |
| <u>RADEON 9550</u> | 34 | 1510 | <u>1.08</u> | <u>\$31.88*</u> |
| <u>Radeon 9550 / X1050</u> | 29 | 1533 | NA | NA |
| <u>RADEON 9600 Family</u> | 25 | 1548 | NA | NA |
| <u>RADEON 9600 PRO</u> | 42 | 1478 | NA | NA |
| <u>RADEON 9600 PRO Family</u> | 26 | 1543 | NA | NA |
| <u>RADEON 9600 TX Family</u> | 18 | 1569 | NA | NA |
| <u>RADEON 9600 XT</u> | 35 | 1507 | NA | NA |
| <u>RADEON 9600SE</u> | 27 | 1538 | NA | NA |
| <u>RADEON 9700 PRO</u> | 53 | 1444 | NA | NA |
| <u>RADEON 9800 PRO</u> | 59 | 1429 | NA | NA |
| <u>RADEON 9800 SE</u> | 23 | 1555 | NA | NA |
| <u>RADEON 9800 XT</u> | 53 | 1445 | NA | NA |
| <u>RADEON E4690</u> | 405 | 1026 | NA | NA |
| <u>Radeon E6760</u> | 973 | 567 | <u>4.06</u> | <u>\$239.99*</u> |
| <u>Radeon E8860</u> | 1577 | 385 | NA | NA |
| <u>Radeon HD 2350</u> | 76 | 1384 | NA | NA |
| <u>Radeon HD 2400</u> | 120 | 1266 | NA | NA |
| <u>Radeon HD 2400 PCI</u> | 14 | 1579 | NA | NA |
| <u>Radeon HD 2400 Pro</u> | 114 | 1282 | NA | NA |
| <u>Radeon HD 2400 XT</u> | 118 | 1268 | NA | NA |
| <u>Radeon HD 2600 PRO</u> | 211 | 1160 | NA | NA |
| <u>Radeon HD 2600 Pro AGP</u> | 110 | 1293 | NA | NA |
| <u>Radeon HD 2600 XT</u> | 282 | 1103 | NA | NA |
| <u>Radeon HD 2900 GT</u> | 292 | 1097 | NA | NA |
| <u>Radeon HD 2900 PRO</u> | 627 | 831 | NA | NA |
| <u>Radeon HD 2900 XT</u> | 659 | 800 | NA | NA |
| <u>Radeon HD 3200</u> | 82 | 1368 | NA | NA |
| <u>Radeon HD 3300</u> | 126 | 1259 | NA | NA |
| <u>Radeon HD 3450</u> | 118 | 1271 | <u>2.63</u> | <u>\$44.99*</u> |

| | | | | |
|--|---|-------------------------------|---|---------------------------|
| Radeon HD 3470 | 142 | 1231 | NA | NA |
| Radeon HD 3650 AGP | 150 | 1225 | NA | NA |
| Radeon HD 3670 | 240 | 1136 | NA | NA |
| Radeon HD 3850 | 529 | 940 | NA | NA |
| Radeon HD 3850 AGP | 443 | 1001 | NA | NA |
| Radeon HD 3850 X2 | 792 | 669 | NA | NA |
| Videocard Name | Passmark G3D Mark (higher is better) | Rank (lower is better) | Videocard Value (higher is better) | Price (USD) |
| Radeon HD 3870 | 717 | 744 | 12.37 | \$58.00* |
| Radeon HD 3870 X2 | 873 | 618 | NA | NA |
| Radeon HD 4200 | 111 | 1291 | NA | NA |
| Radeon HD 4250 | 122 | 1265 | NA | NA |
| Radeon HD 4270 | 109 | 1294 | NA | NA |
| Radeon HD 4290 | 140 | 1234 | NA | NA |
| Radeon HD 4300/4500 Serisi | 155 | 1222 | NA | NA |
| Radeon HD 4330 | 158 | 1221 | NA | NA |
| Radeon HD 4350 | 166 | 1217 | 2.73 | \$61.10* |
| Radeon HD 4550 | 235 | 1139 | 1.86 | \$126.99* |
| Radeon HD 4650 | 333 | 1068 | 2.67 | \$124.99* |
| Radeon HD 4650 AGP | 207 | 1166 | NA | NA |
| Radeon HD 4670 | 544 | 927 | 4.95 | \$109.99* |
| Radeon HD 4770 | 1035 | 527 | NA | NA |
| Radeon HD 4810 | 769 | 688 | NA | NA |
| Radeon HD 4830 | 946 | 579 | 15.78 | \$59.99* |
| Radeon HD 4850 | 1022 | 536 | 11.36 | \$89.99* |
| Radeon HD 4850 X2 | 1132 | 488 | NA | NA |
| Radeon HD 4870 | 1382 | 417 | 23.05 | \$59.99* |
| Radeon HD 4870 X2 | 1309 | 435 | NA | NA |
| Radeon HD 4890 | 1543 | 393 | 14.03 | \$109.99* |
| Radeon HD 5450 | 231 | 1142 | 1.69 | \$136.99* |
| Radeon HD 5470 | 268 | 1114 | NA | NA |
| Radeon HD 5550 | 548 | 919 | 9.97 | \$54.99* |

| | | | | |
|--|---|-------------------------------|---|-----------------------------|
| Radeon HD 5570 | 713 | 748 | 3.76 | \$189.99* |
| Radeon HD 5600/5700 | 957 | 575 | NA | NA |
| Radeon HD 5670 | 1086 | 504 | 22.71 | \$47.84* |
| Radeon HD 5750 | 1454 | 403 | 20.96 | \$69.41* |
| Radeon HD 5770 | 1712 | 363 | 14.76 | \$115.99* |
| Radeon HD 5830 | 2054 | 316 | 12.84 | \$159.99* |
| Radeon HD 5850 | 2281 | 282 | 28.52 | \$79.99* |
| Radeon HD 5870 | 2621 | 265 | 26.22 | \$99.99* |
| Radeon HD 5970 | 2602 | 267 | 7.89 | \$329.99* |
| Radeon HD 6230 | 221 | 1147 | NA | NA |
| Radeon HD 6250 | 119 | 1267 | NA | NA |
| Radeon HD 6290 | 138 | 1242 | NA | NA |
| Radeon HD 6290M | 140 | 1237 | NA | NA |
| Radeon HD 6300M | 256 | 1127 | NA | NA |
| Radeon HD 6310 | 169 | 1212 | NA | NA |
| Radeon HD 6320 | 202 | 1175 | 0.36 | \$554.99* |
| Radeon HD 6320 Graphic | 216 | 1153 | NA | NA |
| Radeon HD 6320M | 198 | 1179 | NA | NA |
| RADEON HD 6350 | 211 | 1158 | 4.15 | \$50.99* |
| Radeon HD 6370D | 310 | 1083 | NA | NA |
| Radeon HD 6370M | 275 | 1108 | NA | NA |
| Radeon HD 6380G | 300 | 1091 | 0.75 | \$399.99* |
| Radeon HD 6410D | 386 | 1033 | NA | NA |
| Radeon HD 6430M | 192 | 1187 | NA | NA |
| Radeon HD 6450 | 276 | 1107 | 5.65 | \$48.99 |
| Videocard Name | Passmark G3D Mark (higher is better) | Rank (lower is better) | Videocard Value (higher is better) | Price (USD) |
| Radeon HD 6450A | 260 | 1121 | NA | NA |
| Radeon HD 6470M | 313 | 1081 | 0.55 | \$569.99* |
| Radeon HD 6480G | 406 | 1024 | NA | NA |
| Radeon HD 6490M | 377 | 1035 | 0.32 | \$1,193.03* |
| Radeon HD 6520G | 486 | 971 | NA | NA |

| | | | | |
|--|------|------|-----------------------|---------------------------|
| Radeon HD 6530D | 515 | 952 | NA | NA |
| Radeon HD 6550A | 707 | 751 | NA | NA |
| Radeon HD 6550D | 642 | 817 | NA | NA |
| Radeon HD 6570 | 760 | 699 | 15.20 | \$49.99* |
| Radeon HD 6610M | 565 | 895 | NA | NA |
| Radeon HD 6620G | 557 | 902 | NA | NA |
| Radeon HD 6630M | 684 | 773 | NA | NA |
| Radeon HD 6650M | 698 | 763 | NA | NA |
| Radeon HD 6670 | 1062 | 512 | 10.31 | \$102.99* |
| Radeon HD 6670 + 6670 Dual | 646 | 812 | NA | NA |
| Radeon HD 6700M | 1016 | 540 | NA | NA |
| Radeon HD 6750 | 1316 | 431 | 26.34 | \$49.99* |
| Radeon HD 6750M | 937 | 583 | NA | NA |
| Radeon HD 6770 | 1685 | 369 | 21.89 | \$76.99* |
| Radeon HD 6770M | 964 | 571 | NA | NA |
| Radeon HD 6790 | 2047 | 318 | 31.50 | \$64.99* |
| Radeon HD 6800M | 994 | 554 | NA | NA |
| Radeon HD 6850 | 2294 | 281 | 22.94 | \$99.99* |
| Radeon HD 6870 | 2615 | 266 | 29.07 | \$89.99* |
| Radeon HD 6900M | 1963 | 328 | NA | NA |
| Radeon HD 6950 | 3218 | 225 | 35.77 | \$89.99* |
| Radeon HD 6970 | 3524 | 209 | 37.11 | \$94.99* |
| Radeon HD 6970M | 2270 | 285 | NA | NA |
| Radeon HD 6990 | 2932 | 249 | 18.33 | \$159.99* |
| Radeon HD 7290 | 140 | 1235 | NA | NA |
| Radeon HD 7290M | 123 | 1263 | NA | NA |
| Radeon HD 7310 | 171 | 1210 | NA | NA |
| Radeon HD 7310G | 180 | 1201 | NA | NA |
| Radeon HD 7310M | 166 | 1218 | NA | NA |
| Radeon HD 7340 | 207 | 1167 | 0.38 | \$552.69* |
| Radeon HD 7340G | 196 | 1181 | NA | NA |
| Radeon HD 7340M | 221 | 1146 | NA | NA |

| | | | | |
|---|---|-------------------------------|---|--------------------------|
| Radeon HD 7350 | 279 | 1104 | NA | NA |
| Radeon HD 7400G | 322 | 1071 | NA | NA |
| Radeon HD 7420G | 428 | 1012 | NA | NA |
| Radeon HD 7450 | 308 | 1085 | 3.63 | \$84.99* |
| Radeon HD 7450A | 288 | 1099 | NA | NA |
| Radeon HD 7450M | 329 | 1070 | NA | NA |
| Radeon HD 7470 | 361 | 1047 | NA | NA |
| Radeon HD 7470M | 407 | 1022 | NA | NA |
| Radeon HD 7480D | 430 | 1011 | NA | NA |
| Radeon HD 7500G | 412 | 1020 | NA | NA |
| Radeon HD 7500G + 7500M/7600M Dual | 616 | 844 | NA | NA |
| Radeon HD 7500G + 7550M Dual | 497 | 967 | NA | NA |
| Videocard Name | Passmark G3D Mark (higher is better) | Rank (lower is better) | Videocard Value (higher is better) | Price (USD) |
| Radeon HD 7500G + HD 7500M/7600M Dual | 355 | 1050 | NA | NA |
| Radeon HD 7520G | 453 | 996 | NA | NA |
| Radeon HD 7520G + 7400M Dual | 486 | 970 | NA | NA |
| Radeon HD 7520G + 7600M Dual | 591 | 869 | NA | NA |
| Radeon HD 7520G + 7610M Dual | 588 | 873 | NA | NA |
| Radeon HD 7520G + 7650M Dual | 453 | 997 | NA | NA |
| Radeon HD 7520G + 7670M Dual | 523 | 945 | NA | NA |
| Radeon HD 7520G + 7700M Dual | 1060 | 514 | NA | NA |
| Radeon HD 7520G + 8600/8700M Dual | 311 | 1082 | NA | NA |
| Radeon HD 7520G + HD 7400M Dual | 544 | 926 | NA | NA |
| Radeon HD 7520G + HD 7600M Dual | 599 | 863 | NA | NA |
| Radeon HD 7520G + HD 7670M Dual | 548 | 917 | NA | NA |
| Radeon HD 7520G + HD 8600/8700M Dual | 623 | 835 | NA | NA |
| Radeon HD 7520G + HD 8750M Dual | 651 | 805 | NA | NA |
| Radeon HD 7540D | 509 | 956 | NA | NA |
| Radeon HD 7540D + 6570 Dual | 719 | 737 | NA | NA |
| Radeon HD 7550M | 464 | 990 | NA | NA |
| Radeon HD 7550M/7650M | 728 | 729 | NA | NA |

| | | | | |
|--|---------------------|-------------|------------------------|--------------|
| <u>Radeon HD 7560D</u> | 663 | 794 | NA | NA |
| <u>Radeon HD 7560D + 6570 Dual</u> | 833 | 638 | NA | NA |
| <u>Radeon HD 7560D + 6670 Dual</u> | 1130 | 489 | NA | NA |
| <u>Radeon HD 7560D + 7560D Dual</u> | 982 | 560 | NA | NA |
| <u>Radeon HD 7560D + 7670 Dual</u> | 1426 | 408 | NA | NA |
| <u>Radeon HD 7560D + HD 7000 Dual</u> | 534 | 935 | NA | NA |
| <u>Radeon HD 7560D + HD 7700 Dual</u> | 1346 | 424 | NA | NA |
| <u>Radeon HD 7560D + R5 235 Dual</u> | 563 | 897 | NA | NA |
| <u>Radeon HD 7570</u> | 980 | 562 | NA | NA |
| <u>Radeon HD 7570M</u> | 613 | 848 | NA | NA |
| <u>Radeon HD 7570M/HD 7670M</u> | 699 | 760 | NA | NA |
| <u>Radeon HD 7580D</u> | 350 | 1055 | NA | NA |
| <u>Radeon HD 7600G</u> | 481 | 974 | NA | NA |
| <u>Radeon HD 7600G + 7450M Dual</u> | 389 | 1032 | NA | NA |
| <u>Radeon HD 7600G + 7500M/7600M Dual</u> | 405 | 1025 | NA | NA |
| <u>Radeon HD 7600G + 7550M Dual</u> | 423 | 1015 | NA | NA |
| <u>Radeon HD 7600G + 8500M/8700M Dual</u> | 469 | 987 | NA | NA |
| <u>Radeon HD 7600G + HD 7500M/7600M Dual</u> | 555 | 906 | NA | NA |
| <u>Radeon HD 7600G + HD 7550M Dual</u> | 509 | 957 | NA | NA |
| <u>Radeon HD 7600G + HD 8670M Dual</u> | 543 | 929 | NA | NA |
| <u>Radeon HD 7600G + HD Dual</u> | 442 | 1004 | NA | NA |
| <u>Radeon HD 7600M + 7600M Dual</u> | 773 | 685 | NA | NA |
| <u>Radeon HD 7610M</u> | 632 | 828 | NA | NA |
| <u>Radeon HD 7620G</u> | 474 | 982 | NA | NA |
| <u>Radeon HD 7620G + 8600M Dual</u> | 508 | 958 | NA | NA |
| <u>Radeon HD 7620G + 8670M Dual</u> | 577 | 885 | NA | NA |
| <u>Radeon HD 7620G + HD 8600M Dual</u> | 442 | 1003 | NA | NA |
| <u>Radeon HD 7620G + HD 8670M Dual</u> | 507 | 959 | NA | NA |
| <u>Radeon HD 7640G</u> | 614 | 847 | NA | NA |
| <u>Radeon HD 7640G + 6400M Dual</u> | 526 | 944 | NA | NA |
| <u>Radeon HD 7640G + 7400M Dual</u> | 637 | 820 | NA | NA |
| | Passmark G3D | Rank | Videocard Value | Price |

| Videocard Name | Mark (higher is better) | (lower is better) | (higher is better) | (USD) |
|--|----------------------------|-------------------|----------------------|---------------------------|
| Radeon HD 7640G + 7470M Dual | 595 | 867 | NA | NA |
| Radeon HD 7640G + 7500/7600 Dual | 627 | 832 | NA | NA |
| Radeon HD 7640G + 7600M Dual | 705 | 753 | NA | NA |
| Radeon HD 7640G + 7610M Dual | 510 | 954 | NA | NA |
| Radeon HD 7640G + 7670M Dual | 644 | 815 | NA | NA |
| Radeon HD 7640G + 7700M Dual | 690 | 766 | NA | NA |
| Radeon HD 7640G + 8500M Dual | 585 | 878 | NA | NA |
| Radeon HD 7640G + 8570M Dual | 558 | 901 | NA | NA |
| Radeon HD 7640G + 8600/8700M Dual | 688 | 769 | NA | NA |
| Radeon HD 7640G + 8670M Dual | 558 | 900 | NA | NA |
| Radeon HD 7640G + 8750M Dual | 654 | 802 | NA | NA |
| Radeon HD 7640G + HD 7400M Dual | 621 | 838 | NA | NA |
| Radeon HD 7640G + HD 7600M Dual | 704 | 756 | NA | NA |
| Radeon HD 7640G + HD 7670M Dual | 659 | 799 | NA | NA |
| Radeon HD 7640G + HD 7700M Dual | 589 | 871 | NA | NA |
| Radeon HD 7640G + HD 8500M Dual | 607 | 853 | NA | NA |
| Radeon HD 7640G + HD 8500M N HD 8500M Dual | 665 | 789 | NA | NA |
| Radeon HD 7640G + HD 8570M Dual | 696 | 764 | NA | NA |
| Radeon HD 7640G + HD 8600/8700M Dual | 586 | 877 | NA | NA |
| Radeon HD 7640G + HD 8750M Dual | 996 | 553 | NA | NA |
| Radeon HD 7640G + R5 M200 Dual | 546 | 923 | NA | NA |
| Radeon HD 7640G N HD 7640G + HD 7600M N HD 7600M D | 824 | 647 | NA | NA |
| Radeon HD 7640G N HD 7640G + HD 7670M Dual | 679 | 779 | NA | NA |
| Radeon HD 7650A | 794 | 668 | 3.03 | \$262.00* |
| Radeon HD 7650M | 723 | 733 | NA | NA |
| Radeon HD 7660D | 779 | 679 | NA | NA |
| Radeon HD 7660D + 6570 Dual | 1100 | 499 | NA | NA |
| Radeon HD 7660D + 6670 Dual | 1238 | 460 | NA | NA |
| Radeon HD 7660D + 7470 Dual | 465 | 989 | NA | NA |

| | | | | |
|--|---|-------------------------------|---|---------------------------|
| Radeon HD 7660D + 7670 Dual | 1061 | 513 | NA | NA |
| Radeon HD 7660D + HD 6670 Dual | 1484 | 401 | NA | NA |
| Radeon HD 7660D + HD 7000 Dual | 633 | 826 | NA | NA |
| Radeon HD 7660D + HD 7700 Dual | 1958 | 330 | NA | NA |
| Radeon HD 7660D + R7 240 Dual | 941 | 582 | NA | NA |
| Radeon HD 7660G | 798 | 664 | NA | NA |
| Radeon HD 7660G + 7400M Dual | 588 | 874 | NA | NA |
| Radeon HD 7660G + 7470M Dual | 630 | 829 | NA | NA |
| Radeon HD 7660G + 7600M Dual | 831 | 641 | NA | NA |
| Radeon HD 7660G + 7610M Dual | 745 | 713 | NA | NA |
| Radeon HD 7660G + 7670M Dual | 743 | 717 | NA | NA |
| Radeon HD 7660G + 7700M Dual | 757 | 701 | NA | NA |
| Radeon HD 7660G + 7730M Dual | 931 | 585 | NA | NA |
| Radeon HD 7660G + 8600M Dual | 445 | 999 | NA | NA |
| Radeon HD 7660G + 8670M Dual | 587 | 875 | NA | NA |
| Radeon HD 7660G + HD 7500M/7600M Dual | 999 | 552 | NA | NA |
| Radeon HD 7660G + HD 7600M Dual | 774 | 682 | NA | NA |
| Radeon HD 7660G + HD 7670M Dual | 706 | 752 | NA | NA |
| Radeon HD 7660G + HD 7700M Dual | 751 | 706 | NA | NA |
| Radeon HD 7660G + HD 7730M Dual | 881 | 611 | NA | NA |
| Videocard Name | Passmark G3D Mark (higher is better) | Rank (lower is better) | Videocard Value (higher is better) | Price (USD) |
| Radeon HD 7660G + HD 8670M Dual | 711 | 749 | NA | NA |
| Radeon HD 7660G N HD 7660G + HD 7600M N HD 7600M D | 722 | 734 | NA | NA |
| Radeon HD 7660G N HD 7660G + HD 7670M Dual | 704 | 755 | NA | NA |
| Radeon HD 7660G N HD 7660G + HD 7700M N HD 7700M D | 966 | 570 | NA | NA |
| Radeon HD 7670 | 1115 | 492 | NA | NA |
| Radeon HD 7670A | 1050 | 521 | NA | NA |
| Radeon HD 7670M | 812 | 655 | 1.29 | \$629.99* |
| Radeon HD 7670M + 7670M Dual | 738 | 722 | NA | NA |
| Radeon HD 7690M | 1003 | 546 | NA | NA |

| | | | | |
|---|------|------|------------------------------|----------------------------------|
| <u>Radeon HD 7690M XT</u> | 1009 | 543 | NA | NA |
| <u>Radeon HD 7730</u> | 1426 | 407 | <u>28.54</u> | <u>\$49.99*</u> |
| <u>Radeon HD 7730M</u> | 999 | 549 | NA | NA |
| <u>Radeon HD 7750</u> | 1711 | 365 | <u>11.19</u> | <u>\$152.99</u> |
| <u>Radeon HD 7750M</u> | 1191 | 469 | NA | NA |
| <u>Radeon HD 7770</u> | 2222 | 294 | <u>5.66</u> | <u>\$393.00</u> |
| <u>Radeon HD 7790</u> | 3084 | 237 | <u>22.85</u> | <u>\$134.99*</u> |
| <u>Radeon HD 7850</u> | 3848 | 196 | <u>8.56</u> | <u>\$449.59*</u> |
| <u>Radeon HD 7850M</u> | 1372 | 419 | NA | NA |
| <u>Radeon HD 7870</u> | 4383 | 172 | <u>14.66</u> | <u>\$299.00</u> |
| <u>Radeon HD 7870 XT</u> | 4469 | 167 | NA | NA |
| <u>Radeon HD 7870M</u> | 1507 | 398 | NA | NA |
| <u>Radeon HD 7950 / R9 280</u> | 4764 | 153 | <u>12.09</u> | <u>\$393.98</u> |
| <u>Radeon HD 7970 / R9 280X</u> | 5247 | 140 | <u>15.21</u> | <u>\$345.00</u> |
| <u>Radeon HD 7970M</u> | 3802 | 198 | NA | NA |
| <u>Radeon HD 7990</u> | 5545 | 131 | <u>5.60</u> | <u>\$991.00</u> |
| <u>Radeon HD 8180</u> | 195 | 1184 | NA | NA |
| <u>Radeon HD 8210</u> | 250 | 1129 | NA | NA |
| <u>Radeon HD 8240</u> | 278 | 1105 | NA | NA |
| <u>Radeon HD 8250</u> | 257 | 1124 | NA | NA |
| <u>Radeon HD 8280</u> | 319 | 1075 | NA | NA |
| <u>Radeon HD 8280E</u> | 317 | 1078 | NA | NA |
| <u>Radeon HD 8280G</u> | 269 | 1112 | NA | NA |
| <u>Radeon HD 8330</u> | 333 | 1067 | NA | NA |
| <u>Radeon HD 8330E</u> | 322 | 1072 | NA | NA |
| <u>Radeon HD 8350</u> | 265 | 1117 | <u>1.90</u> | <u>\$139.99*</u> |
| <u>Radeon HD 8350G</u> | 443 | 1002 | NA | NA |
| <u>Radeon HD 8370D</u> | 432 | 1009 | NA | NA |
| <u>Radeon HD 8400</u> | 355 | 1051 | NA | NA |
| <u>Radeon HD 8400E</u> | 339 | 1064 | NA | NA |
| <u>Radeon HD 8410G</u> | 435 | 1008 | NA | NA |
| <u>Radeon HD 8450G</u> | 412 | 1019 | NA | NA |

| | | | | |
|---|---|-------------------------------|---|--------------------|
| <u>Radeon HD 8450G + 8600M Dual</u> | 545 | 925 | NA | NA |
| <u>Radeon HD 8450G + 8670M Dual</u> | 474 | 981 | NA | NA |
| <u>Radeon HD 8450G + 8750M Dual</u> | 637 | 821 | NA | NA |
| <u>Radeon HD 8450G + HD 8600M Dual</u> | 452 | 998 | NA | NA |
| <u>Radeon HD 8450G + HD 8670M Dual</u> | 574 | 887 | NA | NA |
| <u>Radeon HD 8450G + HD 8750M Dual</u> | 483 | 973 | NA | NA |
| <u>Radeon HD 8470</u> | 343 | 1061 | NA | NA |
| <u>Radeon HD 8470D</u> | 521 | 946 | NA | NA |
| Videocard Name | Passmark G3D Mark (higher is better) | Rank (lower is better) | Videocard Value (higher is better) | Price (USD) |
| <u>Radeon HD 8470D + 6450 Dual</u> | 717 | 743 | NA | NA |
| <u>Radeon HD 8470D + HD 7500 Dual</u> | 1545 | 392 | NA | NA |
| <u>Radeon HD 8490</u> | 377 | 1036 | NA | NA |
| <u>Radeon HD 8500M</u> | 542 | 930 | NA | NA |
| <u>Radeon HD 8500M/8700M</u> | 852 | 628 | NA | NA |
| <u>Radeon HD 8510G</u> | 498 | 964 | NA | NA |
| <u>Radeon HD 8510G + 8500M Dual</u> | 596 | 864 | NA | NA |
| <u>Radeon HD 8550D</u> | 685 | 772 | NA | NA |
| <u>Radeon HD 8550G</u> | 719 | 738 | NA | NA |
| <u>Radeon HD 8550G + 8500M Dual</u> | 602 | 857 | NA | NA |
| <u>Radeon HD 8550G + 8570M Dual</u> | 532 | 937 | NA | NA |
| <u>Radeon HD 8550G + 8600/8700M Dual</u> | 802 | 661 | NA | NA |
| <u>Radeon HD 8550G + 8600M Dual</u> | 617 | 843 | NA | NA |
| <u>Radeon HD 8550G + 8670M Dual</u> | 579 | 883 | NA | NA |
| <u>Radeon HD 8550G + 8690M Dual</u> | 664 | 792 | NA | NA |
| <u>Radeon HD 8550G + 8750M Dual</u> | 795 | 666 | NA | NA |
| <u>Radeon HD 8550G + HD 7600M Dual</u> | 854 | 626 | NA | NA |
| <u>Radeon HD 8550G + HD 8570M Dual</u> | 529 | 942 | NA | NA |
| <u>Radeon HD 8550G + HD 8600/8700M Dual</u> | 813 | 654 | NA | NA |
| <u>Radeon HD 8550G + HD 8600M Dual</u> | 593 | 868 | NA | NA |
| <u>Radeon HD 8550G + HD 8670M Dual</u> | 546 | 924 | NA | NA |
| <u>Radeon HD 8550G + HD 8750M Dual</u> | 819 | 651 | NA | NA |

| | | | | |
|--|---|-------------------------------|---|--------------------|
| <u>Radeon HD 8550G + R5 M200 Dual</u> | 619 | 842 | NA | NA |
| <u>Radeon HD 8550G + R5 M230 Dual</u> | 667 | 787 | NA | NA |
| <u>Radeon HD 8570</u> | 988 | 557 | NA | NA |
| <u>Radeon HD 8570 + 8670D Dual</u> | 620 | 841 | NA | NA |
| <u>Radeon HD 8570D</u> | 680 | 776 | NA | NA |
| <u>Radeon HD 8570D + 6570 Dual</u> | 1239 | 459 | NA | NA |
| <u>Radeon HD 8570D + HD 6570 Dual</u> | 868 | 620 | NA | NA |
| <u>Radeon HD 8570D + HD 6670 Dual</u> | 1260 | 452 | NA | NA |
| <u>Radeon HD 8570D + HD 7000 Dual</u> | 753 | 704 | NA | NA |
| <u>Radeon HD 8570D + HD 7700 Dual</u> | 1834 | 343 | NA | NA |
| <u>Radeon HD 8570D + HD 8570 Dual</u> | 1032 | 529 | NA | NA |
| <u>Radeon HD 8570D + R7 200 Dual</u> | 999 | 551 | NA | NA |
| <u>Radeon HD 8570D + R7 240 Dual</u> | 963 | 572 | NA | NA |
| <u>Radeon HD 8570M</u> | 534 | 936 | NA | NA |
| <u>Radeon HD 8600/8700M</u> | 1029 | 531 | NA | NA |
| <u>Radeon HD 8610G</u> | 551 | 913 | NA | NA |
| <u>Radeon HD 8610G + 8500M Dual</u> | 610 | 851 | NA | NA |
| <u>Radeon HD 8610G + 8600M Dual</u> | 588 | 872 | NA | NA |
| <u>Radeon HD 8610G + 8670M Dual</u> | 599 | 862 | NA | NA |
| <u>Radeon HD 8610G + HD 8500M Dual</u> | 645 | 813 | NA | NA |
| <u>Radeon HD 8610G + HD 8600M Dual</u> | 583 | 881 | NA | NA |
| <u>Radeon HD 8610G + HD 8670M Dual</u> | 577 | 884 | NA | NA |
| <u>Radeon HD 8610G + R5 M200 Dual</u> | 676 | 783 | NA | NA |
| <u>Radeon HD 8650D</u> | 548 | 918 | NA | NA |
| <u>Radeon HD 8650G</u> | 914 | 594 | NA | NA |
| <u>Radeon HD 8650G + 7600M Dual</u> | 741 | 719 | NA | NA |
| <u>Radeon HD 8650G + 7670M Dual</u> | 883 | 610 | NA | NA |
| Videocard Name | Passmark G3D Mark (higher is better) | Rank (lower is better) | Videocard Value (higher is better) | Price (USD) |
| <u>Radeon HD 8650G + 8500M Dual</u> | 626 | 833 | NA | NA |
| <u>Radeon HD 8650G + 8570M Dual</u> | 654 | 803 | NA | NA |
| <u>Radeon HD 8650G + 8600/8700M Dual</u> | 831 | 640 | NA | NA |

| | | | | |
|---|------|-----|----|----|
| <u>Radeon HD 8650G + 8600M Dual</u> | 613 | 849 | NA | NA |
| <u>Radeon HD 8650G + 8670M Dual</u> | 634 | 825 | NA | NA |
| <u>Radeon HD 8650G + 8750M Dual</u> | 786 | 675 | NA | NA |
| <u>Radeon HD 8650G + HD 7600M Dual</u> | 819 | 650 | NA | NA |
| <u>Radeon HD 8650G + HD 7670M Dual</u> | 634 | 824 | NA | NA |
| <u>Radeon HD 8650G + HD 8570M Dual</u> | 716 | 746 | NA | NA |
| <u>Radeon HD 8650G + HD 8600/8700M Dual</u> | 763 | 695 | NA | NA |
| <u>Radeon HD 8650G + HD 8600M Dual</u> | 601 | 858 | NA | NA |
| <u>Radeon HD 8650G + HD 8670M Dual</u> | 585 | 879 | NA | NA |
| <u>Radeon HD 8650G + HD 8750M Dual</u> | 778 | 680 | NA | NA |
| <u>Radeon HD 8650G + R5 M200 Dual</u> | 722 | 735 | NA | NA |
| <u>Radeon HD 8650G + R5 M230 Dual</u> | 686 | 770 | NA | NA |
| <u>Radeon HD 8650G N HD 8650G + HD 8570M Dual</u> | 773 | 686 | NA | NA |
| <u>Radeon HD 8650G N HD 8650G + HD 8600M N HD 8600M D</u> | 679 | 777 | NA | NA |
| <u>Radeon HD 8670D</u> | 781 | 677 | NA | NA |
| <u>Radeon HD 8670D + 6670 Dual</u> | 1361 | 423 | NA | NA |
| <u>Radeon HD 8670D + 7700 Dual</u> | 1788 | 352 | NA | NA |
| <u>Radeon HD 8670D + HD 6670 Dual</u> | 1221 | 463 | NA | NA |
| <u>Radeon HD 8670D + HD 7000 Dual</u> | 718 | 740 | NA | NA |
| <u>Radeon HD 8670D + R5 235 Dual</u> | 836 | 635 | NA | NA |
| <u>Radeon HD 8670D + R7 200 Dual</u> | 949 | 577 | NA | NA |
| <u>Radeon HD 8670D + R7 240 Dual</u> | 1020 | 539 | NA | NA |
| <u>Radeon HD 8670M</u> | 520 | 947 | NA | NA |
| <u>Radeon HD 8690A</u> | 615 | 846 | NA | NA |
| <u>Radeon HD 8690M</u> | 984 | 559 | NA | NA |
| <u>Radeon HD 8730M</u> | 1045 | 524 | NA | NA |
| <u>Radeon HD 8750M</u> | 1070 | 509 | NA | NA |
| <u>Radeon HD 8790M</u> | 1315 | 433 | NA | NA |
| <u>Radeon HD 8790M / R9 M290X</u> | 1236 | 461 | NA | NA |
| <u>Radeon HD 8850M</u> | 973 | 568 | NA | NA |
| | 1139 | 485 | NA | NA |

| | | | | |
|---|---|-------------------------------|---|---------------------------|
| <u>Radeon HD 8850M / R9 M265X</u> | | | | |
| <u>Radeon HD 8870M</u> | 1638 | 377 | NA | NA |
| <u>Radeon HD 8870M / R9 M270X / M370X</u> | 1799 | 348 | NA | NA |
| <u>Radeon HD 8950</u> | 3038 | 240 | NA | NA |
| <u>Radeon HD 8970M</u> | 3876 | 195 | NA | NA |
| <u>Radeon HD 8990</u> | 4999 | 149 | NA | NA |
| <u>RADEON HD6370D</u> | 320 | 1074 | NA | NA |
| <u>RADEON HD6410D</u> | 422 | 1016 | NA | NA |
| <u>RADEON HD6530D</u> | 531 | 938 | NA | NA |
| <u>Radeon HD7570</u> | 1028 | 532 | NA | NA |
| <u>Radeon HD8490</u> | 365 | 1044 | NA | NA |
| <u>Radeon HD8530M</u> | 498 | 963 | NA | NA |
| <u>Radeon HD8970M</u> | 3368 | 217 | NA | NA |
| <u>Radeon IGP 320M</u> | 3 | 1667 | NA | NA |
| <u>Radeon IGP 340M</u> | 2 | 1696 | NA | NA |
| <u>RADEON IGP 345M</u> | 2 | 1690 | NA | NA |
| Videocard Name | Passmark G3D Mark (higher is better) | Rank (lower is better) | Videocard Value (higher is better) | Price (USD) |
| <u>RADEON IGP 350M</u> | 6 | 1616 | NA | NA |
| <u>Radeon Infoshock 3000</u> | 106 | 1300 | NA | NA |
| <u>Radeon Pro 450</u> | 2722 | 258 | NA | NA |
| <u>Radeon Pro 455</u> | 3112 | 234 | NA | NA |
| <u>Radeon Pro 460</u> | 3452 | 214 | NA | NA |
| <u>Radeon Pro 555</u> | 3140 | 231 | NA | NA |
| <u>Radeon Pro 560</u> | 3475 | 212 | NA | NA |
| <u>Radeon Pro 570</u> | 6336 | 111 | NA | NA |
| <u>Radeon Pro 580</u> | 7753 | 91 | NA | NA |
| <u>Radeon Pro Duo</u> | 9431 | 63 | 21.00 | \$449.00* |
| <u>Radeon Pro SSG</u> | 10497 | 48 | NA | NA |
| <u>Radeon Pro Vega 20</u> | 6344 | 110 | NA | NA |
| <u>Radeon Pro Vega 48</u> | 11795 | 34 | NA | NA |
| <u>Radeon Pro Vega 56</u> | 11950 | 33 | NA | NA |

| | | | | |
|--|-------|------|------------------------------|----------------------------------|
| <u>Radeon Pro Vega 64</u> | 11455 | 37 | NA | NA |
| <u>Radeon Pro WX 2100</u> | 2258 | 288 | NA | NA |
| <u>Radeon Pro WX 3100</u> | 3337 | 220 | NA | NA |
| <u>Radeon Pro WX 4100</u> | 4048 | 189 | <u>16.20</u> | <u>\$249.99</u> |
| <u>Radeon Pro WX 4130</u> | 2984 | 244 | NA | NA |
| <u>Radeon Pro WX 4150</u> | 3208 | 227 | NA | NA |
| <u>Radeon Pro WX 5100</u> | 5645 | 128 | <u>16.13</u> | <u>\$349.99</u> |
| <u>Radeon Pro WX 7100</u> | 7939 | 86 | <u>14.70</u> | <u>\$539.99</u> |
| <u>Radeon PRO WX 8200</u> | 11124 | 42 | <u>11.24</u> | <u>\$989.99</u> |
| <u>Radeon Pro WX 9100</u> | 10714 | 45 | NA | NA |
| <u>Radeon Pro WX4100</u> | 3953 | 192 | NA | NA |
| <u>Radeon R1E</u> | 301 | 1089 | NA | NA |
| <u>Radeon R2</u> | 301 | 1088 | NA | NA |
| <u>Radeon R2E</u> | 242 | 1133 | NA | NA |
| <u>Radeon R3</u> | 369 | 1038 | NA | NA |
| <u>Radeon R3E</u> | 256 | 1126 | NA | NA |
| <u>Radeon R4</u> | 398 | 1031 | NA | NA |
| <u>Radeon R5 220</u> | 232 | 1140 | NA | NA |
| <u>Radeon R5 230</u> | 247 | 1132 | <u>5.53</u> | <u>\$44.64</u> |
| <u>Radeon R5 235</u> | 368 | 1039 | <u>1.43</u> | <u>\$257.99*</u> |
| <u>Radeon R5 235 + HD 7560D Dual</u> | 743 | 716 | NA | NA |
| <u>Radeon R5 235X</u> | 367 | 1040 | NA | NA |
| <u>Radeon R5 240</u> | 648 | 810 | <u>10.63</u> | <u>\$61.00*</u> |
| <u>Radeon R5 310</u> | 337 | 1066 | <u>0.68</u> | <u>\$499.00</u> |
| <u>Radeon R5 330</u> | 570 | 890 | <u>1.54</u> | <u>\$369.99*</u> |
| <u>Radeon R5 340</u> | 1054 | 518 | NA | NA |
| <u>Radeon R5 420</u> | 757 | 700 | NA | NA |
| <u>Radeon R5 430</u> | 1027 | 535 | NA | NA |
| <u>Radeon R5 A10-9600P 4C+6G</u> | 806 | 658 | NA | NA |
| <u>Radeon R5 A10-9620P 4C+6G</u> | 801 | 662 | NA | NA |
| <u>Radeon R5 A10-9630P 4C+6G</u> | 1436 | 406 | NA | NA |
| <u>Radeon R5 A6-7480</u> | 746 | 711 | NA | NA |

| | | | | |
|--------------------------------------|---|-------------------------------|---|--------------------|
| <u>Radeon R5 A6-9500 2C+6G</u> | 999 | 550 | NA | NA |
| <u>Radeon R5 M230</u> | 566 | 894 | NA | NA |
| <u>Radeon R5 M240</u> | 556 | 903 | NA | NA |
| Videocard Name | Passmark G3D Mark (higher is better) | Rank (lower is better) | Videocard Value (higher is better) | Price (USD) |
| <u>Radeon R5 M255</u> | 763 | 696 | NA | NA |
| <u>Radeon R5 M315</u> | 609 | 852 | NA | NA |
| <u>Radeon R5 M320</u> | 480 | 975 | NA | NA |
| <u>Radeon R5 M330</u> | 595 | 865 | NA | NA |
| <u>Radeon R5 M335</u> | 548 | 915 | NA | NA |
| <u>Radeon R5 M420</u> | 555 | 909 | NA | NA |
| <u>Radeon R5 M430</u> | 648 | 809 | NA | NA |
| <u>Radeon R5 M435</u> | 602 | 856 | NA | NA |
| <u>Radeon R5 Opteron X3216</u> | 438 | 1006 | NA | NA |
| <u>Radeon R5 PRO A10-8730B 4C+6G</u> | 822 | 649 | NA | NA |
| <u>Radeon R5 PRO A6-8530B 2C+4G</u> | 689 | 768 | NA | NA |
| <u>Radeon R5 PRO A6-8570 2C+6G</u> | 1014 | 542 | NA | NA |
| <u>Radeon R5 PRO A6-8570E 2C+4G</u> | 839 | 634 | NA | NA |
| <u>Radeon R5 PRO A6-9500 2C+6G</u> | 906 | 599 | NA | NA |
| <u>Radeon R5 PRO A6-9500B 2C+4G</u> | 693 | 765 | NA | NA |
| <u>Radeon R5 PRO A6-9500E 2C+4G</u> | 877 | 616 | NA | NA |
| <u>Radeon R5 PRO A8-9600B 4C+6G</u> | 845 | 629 | NA | NA |
| <u>Radeon R5E</u> | 338 | 1065 | NA | NA |
| <u>Radeon R6</u> | 643 | 816 | NA | NA |
| <u>Radeon R6 + R7 M265DX Dual</u> | 570 | 891 | NA | NA |
| <u>Radeon R6 A10-8700P</u> | 679 | 778 | NA | NA |
| <u>Radeon R6 A8-8600P</u> | 560 | 899 | NA | NA |
| <u>Radeon R6 M255DX</u> | 527 | 943 | NA | NA |
| <u>Radeon R6 PRO A10-8700B 4C+6G</u> | 584 | 880 | NA | NA |
| <u>Radeon R6 PRO A8-8600B 4C+6G</u> | 587 | 876 | NA | NA |
| <u>Radeon R7 + HD 7700 Dual</u> | 1962 | 329 | NA | NA |
| <u>Radeon R7 + R5 330 Dual</u> | 1028 | 533 | NA | NA |

| | | | | |
|--|---|-------------------------------|---|---------------------------|
| <u>Radeon R7 + R5 435 Dual A10-9700 RADEON</u> | 885 | 609 | NA | NA |
| <u>Radeon R7 + R7 200 Dual</u> | 1279 | 448 | NA | NA |
| <u>Radeon R7 + R7 240 Dual</u> | 1045 | 525 | NA | NA |
| <u>Radeon R7 + R7 350 Dual</u> | 1982 | 323 | NA | NA |
| <u>Radeon R7 240</u> | 976 | 566 | 20.91 | \$46.70 |
| <u>Radeon R7 240 + HD 8570D Dual</u> | 917 | 593 | NA | NA |
| <u>Radeon R7 240 + HD 8670D Dual</u> | 930 | 587 | NA | NA |
| <u>Radeon R7 250</u> | 1405 | 413 | 13.53 | \$103.89 |
| <u>Radeon R7 250X</u> | 2268 | 287 | 8.70 | \$260.70 |
| <u>Radeon R7 260</u> | 2891 | 251 | 32.13 | \$89.99* |
| <u>Radeon R7 260X</u> | 3178 | 229 | 14.45 | \$220.00* |
| <u>Radeon R7 340</u> | 1047 | 523 | NA | NA |
| <u>Radeon R7 360</u> | 3317 | 222 | 22.62 | \$146.65* |
| <u>Radeon R7 370</u> | 4643 | 161 | NA | NA |
| <u>Radeon R7 430</u> | 1419 | 409 | 8.83 | \$160.77 |
| <u>Radeon R7 450</u> | 2204 | 295 | 24.50 | \$89.99* |
| <u>Radeon R7 A10 Extreme Edition</u> | 790 | 671 | NA | NA |
| <u>Radeon R7 A10 PRO-7800B</u> | 737 | 725 | NA | NA |
| <u>Radeon R7 A10 PRO-7850B</u> | 962 | 573 | NA | NA |
| <u>Radeon R7 A10-7700K</u> | 897 | 605 | NA | NA |
| <u>Radeon R7 A10-7800</u> | 887 | 608 | NA | NA |
| <u>Radeon R7 A10-7850K</u> | 1020 | 538 | NA | NA |
| Videocard Name | Passmark G3D Mark (higher is better) | Rank (lower is better) | Videocard Value (higher is better) | Price (USD) |
| <u>Radeon R7 A10-7860K</u> | 977 | 564 | NA | NA |
| <u>Radeon R7 A10-7870K</u> | 1123 | 491 | NA | NA |
| <u>Radeon R7 A10-7890K</u> | 1154 | 480 | NA | NA |
| <u>Radeon R7 A10-8750</u> | 990 | 556 | NA | NA |
| <u>Radeon R7 A10-8850</u> | 1114 | 495 | NA | NA |
| <u>Radeon R7 A10-9700 RADEON</u> | 1161 | 474 | NA | NA |
| <u>Radeon R7 A10-9700E RADEON</u> | 1105 | 498 | NA | NA |
| <u>Radeon R7 A12-9700P RADEON</u> | 750 | 707 | NA | NA |

| | | | | |
|---|------|-----|----------------------|---------------------------|
| <u>Radeon R7 A12-9720P RADEON</u> | 931 | 586 | NA | NA |
| <u>Radeon R7 A12-9730P RADEON</u> | 861 | 624 | NA | NA |
| <u>Radeon R7 A12-9800 RADEON</u> | 1239 | 456 | NA | NA |
| <u>Radeon R7 A12-9800E RADEON</u> | 1198 | 468 | NA | NA |
| <u>Radeon R7 A265</u> | 987 | 558 | NA | NA |
| <u>Radeon R7 A370</u> | 1281 | 447 | NA | NA |
| <u>Radeon R7 A8 PRO-7600B</u> | 738 | 724 | NA | NA |
| <u>Radeon R7 A8-7500</u> | 1027 | 534 | NA | NA |
| <u>Radeon R7 A8-7500 4C+6G</u> | 853 | 627 | NA | NA |
| <u>Radeon R7 A8-7600</u> | 924 | 589 | NA | NA |
| <u>Radeon R7 A8-7650K</u> | 862 | 623 | NA | NA |
| <u>Radeon R7 A8-7670K</u> | 864 | 622 | NA | NA |
| <u>Radeon R7 A8-7680</u> | 855 | 625 | NA | NA |
| <u>Radeon R7 A8-8650</u> | 910 | 597 | NA | NA |
| <u>Radeon R7 A8-9600 RADEON</u> | 1084 | 505 | NA | NA |
| <u>Radeon R7 FX-8800P</u> | 888 | 607 | NA | NA |
| <u>Radeon R7 FX-9800P RADEON</u> | 836 | 636 | 1.58 | \$530.00* |
| <u>Radeon R7 FX-9830P RADEON</u> | 1795 | 349 | NA | NA |
| <u>Radeon R7 M260</u> | 670 | 786 | 0.84 | \$799.00* |
| <u>Radeon R7 M260DX</u> | 637 | 819 | NA | NA |
| <u>Radeon R7 M260X</u> | 1115 | 493 | NA | NA |
| <u>Radeon R7 M265</u> | 825 | 645 | NA | NA |
| <u>Radeon R7 M270</u> | 774 | 684 | NA | NA |
| <u>Radeon R7 M340</u> | 766 | 692 | NA | NA |
| <u>Radeon R7 M350</u> | 1260 | 451 | NA | NA |
| <u>Radeon R7 M360</u> | 731 | 727 | NA | NA |
| <u>Radeon R7 M365X</u> | 905 | 600 | NA | NA |
| <u>Radeon R7 M370</u> | 1417 | 411 | NA | NA |
| <u>Radeon R7 M440</u> | 942 | 581 | NA | NA |
| <u>Radeon R7 M445</u> | 1074 | 507 | NA | NA |
| <u>Radeon R7 M460</u> | 1153 | 481 | NA | NA |
| <u>Radeon R7 M465</u> | 1306 | 437 | NA | NA |

| | | | | |
|---|---|-------------------------------|---|---------------------------|
| Radeon R7 M465X | 2057 | 315 | NA | NA |
| Radeon R7 Opteron X3421 | 1050 | 520 | NA | NA |
| Radeon R7 PRO A10-8750B | 954 | 576 | NA | NA |
| Radeon R7 PRO A10-8770 | 1319 | 430 | NA | NA |
| Radeon R7 PRO A10-8770E | 1147 | 483 | NA | NA |
| Radeon R7 PRO A10-8850B | 945 | 580 | NA | NA |
| Radeon R7 PRO A10-9700 | 1281 | 446 | NA | NA |
| Radeon R7 PRO A10-9700B | 1066 | 511 | NA | NA |
| Radeon R7 PRO A10-9700E | 1142 | 484 | NA | NA |
| Videocard Name | Passmark G3D Mark (higher is better) | Rank (lower is better) | Videocard Value (higher is better) | Price (USD) |
| Radeon R7 PRO A12-8800B | 743 | 715 | NA | NA |
| Radeon R7 PRO A12-8830B | 900 | 603 | NA | NA |
| Radeon R7 PRO A12-8870 | 1375 | 418 | NA | NA |
| Radeon R7 PRO A12-8870E | 1160 | 476 | NA | NA |
| Radeon R7 PRO A12-9800 | 1335 | 428 | NA | NA |
| Radeon R7 PRO A12-9800B | 815 | 653 | NA | NA |
| Radeon R7 PRO A12-9800E | 1014 | 541 | NA | NA |
| Radeon R7 PRO A6-9500 2C+6G | 781 | 678 | NA | NA |
| Radeon R7 PRO A8-8650B | 832 | 639 | NA | NA |
| Radeon R7 PRO A8-9600 | 1049 | 522 | NA | NA |
| Radeon R8 M445DX | 812 | 656 | NA | NA |
| Radeon R8 M535DX | 724 | 732 | NA | NA |
| Radeon R9 255 | 1807 | 347 | 5.25 | \$344.16* |
| Radeon R9 260 | 3018 | 243 | NA | NA |
| Radeon R9 270 / R7 370 | 4260 | 181 | 25.58 | \$166.57 |
| Radeon R9 270X | 4695 | 158 | 15.71 | \$299.00 |
| Radeon R9 280 | 5381 | 135 | NA | NA |
| Radeon R9 280X | 5850 | 122 | NA | NA |
| Radeon R9 285 / 380 | 5549 | 130 | 17.90 | \$310.00 |
| Radeon R9 290 / 390 | 7149 | 103 | 14.33 | \$499.00 |
| Radeon R9 290X / 390X | 7448 | 98 | 10.81 | \$688.88* |

| | | | | |
|---|---|-------------------------------|---|-----------------------------|
| Radeon R9 295X2 | 7776 | 90 | 7.07 | \$1,099.99* |
| Radeon R9 350 | 2235 | 292 | 21.53 | \$103.85 |
| Radeon R9 360 | 3031 | 241 | 5.84 | \$519.00* |
| Radeon R9 370 | 4722 | 157 | NA | NA |
| Radeon R9 380 | 6152 | 113 | 23.22 | \$264.99* |
| Radeon R9 380X | 6229 | 112 | 14.00 | \$445.00* |
| Radeon R9 390 | 8107 | 83 | NA | NA |
| Radeon R9 390X | 8496 | 79 | NA | NA |
| Radeon R9 Fury | 9196 | 67 | 22.99 | \$399.99* |
| Radeon R9 Fury + Fury X | 8473 | 80 | 21.18 | \$399.99* |
| Radeon R9 M265X | 1298 | 439 | NA | NA |
| Radeon R9 M270X | 1417 | 410 | NA | NA |
| Radeon R9 M275 | 1114 | 494 | 1.59 | \$699.99* |
| Radeon R9 M275X / M375 | 1528 | 396 | NA | NA |
| Radeon R9 M290X | 4080 | 188 | NA | NA |
| Radeon R9 M295X | 5150 | 144 | NA | NA |
| Radeon R9 M360 | 2070 | 313 | NA | NA |
| Radeon R9 M370X | 1948 | 333 | NA | NA |
| Radeon R9 M375 | 1239 | 458 | NA | NA |
| Radeon R9 M375X | 2107 | 307 | NA | NA |
| Radeon R9 M380 | 3101 | 235 | NA | NA |
| Radeon R9 M385X | 824 | 646 | NA | NA |
| Radeon R9 M390X | 4356 | 174 | NA | NA |
| Radeon R9 M395 | 5022 | 147 | NA | NA |
| Radeon R9 M395X | 5782 | 125 | NA | NA |
| Radeon R9 M470 | 2435 | 273 | NA | NA |
| Radeon R9 M470X | 3563 | 205 | NA | NA |
| Radeon RX 460 | 4332 | 176 | 57.80 | \$74.95* |
| Videocard Name | Passmark G3D Mark (higher is better) | Rank (lower is better) | Videocard Value (higher is better) | Price (USD) |
| Radeon RX 470 | 7743 | 92 | 25.73 | \$300.95* |
| Radeon RX 480 | 8143 | 82 | 22.62 | \$360.00 |

| | | | | |
|--|-------|-----|-----------------------|-----------------------------|
| Radeon RX 540 | 2339 | 279 | NA | NA |
| Radeon RX 550 | 3444 | 215 | 40.53 | \$84.99 |
| Radeon RX 550X | 2124 | 306 | NA | NA |
| Radeon RX 560 | 4306 | 178 | 43.07 | \$99.99 |
| Radeon RX 560X | 3454 | 213 | NA | NA |
| Radeon RX 570 | 6882 | 107 | 52.94 | \$129.99 |
| Radeon RX 5700 | 12273 | 30 | 37.19 | \$329.99 |
| Radeon RX 5700 XT | 13794 | 17 | 34.49 | \$399.99 |
| Radeon RX 5700 XT 50th Anniversary | 13882 | 15 | NA | NA |
| Radeon RX 580 | 8544 | 77 | 50.28 | \$169.95 |
| Radeon RX 580 2048SP | 8563 | 76 | NA | NA |
| Radeon RX 590 | 9441 | 61 | 48.42 | \$194.99 |
| Radeon RX Vega 10 | 1718 | 362 | NA | NA |
| Radeon RX Vega 11 | 2270 | 286 | NA | NA |
| Radeon RX Vega 56 | 12018 | 32 | 38.77 | \$309.99 |
| Radeon RX Vega 64 | 12137 | 31 | 24.28 | \$499.99 |
| Radeon RX Vega 8 | 1763 | 354 | NA | NA |
| Radeon RX Vega M GH | 7067 | 104 | NA | NA |
| Radeon RX Vega M GL | 5232 | 142 | NA | NA |
| Radeon RX Vega11 | 2106 | 308 | NA | NA |
| Radeon Sky 500 | 4889 | 152 | NA | NA |
| Radeon TM R9 A360 | 2148 | 304 | NA | NA |
| Radeon Vega 10 | 1791 | 350 | NA | NA |
| Radeon Vega 10 Mobile | 1667 | 373 | NA | NA |
| Radeon Vega 11 | 1853 | 340 | NA | NA |
| Radeon Vega 3 | 1074 | 508 | 3.00 | \$358.00 |
| Radeon Vega 3 Mobile | 1091 | 500 | NA | NA |
| Radeon Vega 6 | 1572 | 388 | 0.87 | \$1,799.99* |
| Radeon Vega 8 | 1741 | 357 | NA | NA |
| Radeon Vega 8 Mobile | 1639 | 376 | NA | NA |
| Radeon Vega 9 | 1779 | 353 | NA | NA |
| Radeon Vega Frontier Edition | 11151 | 41 | 18.59 | \$599.99* |

| | | | | |
|---------------------------------------|---|-------------------------------|---|---------------------------|
| <u>Radeon VII</u> | 14122 | 13 | 16.21 | \$871.16 |
| <u>Radeon X1050</u> | 49 | 1458 | NA | NA |
| <u>Radeon X1200</u> | 32 | 1521 | NA | NA |
| <u>Radeon X1250</u> | 37 | 1500 | NA | NA |
| <u>Radeon X1270</u> | 31 | 1527 | NA | NA |
| <u>Radeon X1300</u> | 58 | 1435 | 0.57 | \$101.99* |
| <u>Radeon X1300 PRO</u> | 84 | 1363 | NA | NA |
| <u>Radeon X1550</u> | 66 | 1412 | 0.59 | \$113.00* |
| <u>Radeon X1550 64-bit</u> | 47 | 1463 | NA | NA |
| <u>Radeon X1600</u> | 49 | 1456 | NA | NA |
| <u>Radeon X1600 Pro</u> | 98 | 1319 | NA | NA |
| <u>Radeon X1600 Pro / X1300XT</u> | 69 | 1402 | NA | NA |
| <u>Radeon X1600 XT</u> | 115 | 1278 | NA | NA |
| <u>Radeon X1650 GTO</u> | 74 | 1388 | NA | NA |
| <u>Radeon X1650 Pro</u> | 84 | 1360 | 0.53 | \$160.89* |
| Videocard Name | Passmark G3D Mark (higher is better) | Rank (lower is better) | Videocard Value (higher is better) | Price (USD) |
| <u>Radeon X1650 SE</u> | 71 | 1396 | NA | NA |
| <u>Radeon X1700 Targa Edition</u> | 116 | 1275 | NA | NA |
| <u>Radeon X1800 GTO</u> | 140 | 1236 | NA | NA |
| <u>Radeon X1900 CrossFire Edition</u> | 137 | 1244 | NA | NA |
| <u>Radeon X1900 GT</u> | 145 | 1230 | NA | NA |
| <u>Radeon X1950 CrossFire Edition</u> | 151 | 1224 | NA | NA |
| <u>Radeon X1950 GT</u> | 106 | 1301 | NA | NA |
| <u>Radeon X1950 Pro</u> | 113 | 1285 | NA | NA |
| <u>RADEON X300SE</u> | 38 | 1497 | NA | NA |
| <u>RADEON X550</u> | 50 | 1451 | NA | NA |
| <u>RADEON X550XT</u> | 56 | 1442 | NA | NA |
| <u>Radeon X550XTX</u> | 70 | 1397 | NA | NA |
| <u>RADEON X600 256MB HyperMemory</u> | 56 | 1441 | NA | NA |
| <u>RADEON X600XT</u> | 91 | 1345 | NA | NA |
| <u>RADEON X700</u> | 72 | 1393 | NA | NA |

| | | | | |
|--|------|------|----|----|
| <u>RADEON X700 PRO</u> | 75 | 1385 | NA | NA |
| <u>RADEON X700 SE</u> | 71 | 1395 | NA | NA |
| <u>RADEON X800 GT</u> | 84 | 1364 | NA | NA |
| <u>RADEON X800 GTO</u> | 76 | 1383 | NA | NA |
| <u>RADEON X800 PRO</u> | 64 | 1417 | NA | NA |
| <u>RADEON X800 PRO/GTO</u> | 73 | 1391 | NA | NA |
| <u>RADEON X800 XL</u> | 69 | 1400 | NA | NA |
| <u>RADEON X800 XT</u> | 97 | 1329 | NA | NA |
| <u>RADEON X800GT</u> | 79 | 1382 | NA | NA |
| <u>RADEON X850 PRO</u> | 72 | 1392 | NA | NA |
| <u>RADEON X850 XT</u> | 81 | 1377 | NA | NA |
| <u>RADEON X850 XT Platinum Edition</u> | 81 | 1370 | NA | NA |
| <u>Radeon Xpress 1100</u> | 34 | 1514 | NA | NA |
| <u>Radeon Xpress 1150</u> | 29 | 1531 | NA | NA |
| <u>Radeon Xpress 1200</u> | 35 | 1505 | NA | NA |
| <u>Radeon Xpress 1250</u> | 42 | 1479 | NA | NA |
| <u>Radeon Xpress 1270</u> | 26 | 1542 | NA | NA |
| <u>RADEON XPRESS 200</u> | 29 | 1532 | NA | NA |
| <u>RADEON XPRESS 200M</u> | 22 | 1559 | NA | NA |
| <u>RadeonT R5 430</u> | 1123 | 490 | NA | NA |
| <u>RadeonT R7 450</u> | 2184 | 299 | NA | NA |
| <u>RAGE 128 PRO AGP 4X TMDS</u> | 1 | 1701 | NA | NA |
| <u>Rage Fury Pro/Xpert 2000 Pro</u> | 3 | 1678 | NA | NA |
| <u>Red Hat QXL controller</u> | 31 | 1524 | NA | NA |
| <u>RGH Drivers v3</u> | 11 | 1588 | NA | NA |
| <u>RIVA TNT2 Model 64/Model 64 Pro</u> | 3 | 1662 | NA | NA |
| <u>RIVA TNT2/TNT2 Pro</u> | 3 | 1671 | NA | NA |
| <u>RV530 PRO</u> | 118 | 1269 | NA | NA |
| <u>Ryzen 5 2500U with Radeon Vega</u> | 1503 | 399 | NA | NA |
| <u>Ryzen 7 2700U with Radeon Vega</u> | 1617 | 379 | NA | NA |
| <u>S3 Chrome 430 ULP</u> | 39 | 1489 | NA | NA |
| <u>S3 Chrome S25 DDR2</u> | 18 | 1568 | NA | NA |

| | | | | |
|---|---|-------------------------------|---|-----------------------------|
| <u>S3 ProSavageDDR</u> | 1 | 1700 | NA | NA |
| <u>SAPPHIRE RADEON 9600 ATLANTIS</u> | 47 | 1464 | NA | NA |
| Videocard Name | Passmark G3D Mark (higher is better) | Rank (lower is better) | Videocard Value (higher is better) | Price (USD) |
| <u>SAPPHIRE Radeon X1550</u> | 61 | 1426 | NA | NA |
| <u>Sapphire RADEON X800 GT</u> | 112 | 1287 | NA | NA |
| <u>SUMO 9640</u> | 650 | 806 | NA | NA |
| <u>SUMO 964A</u> | 497 | 966 | NA | NA |
| <u>Tesla C2050</u> | 3515 | 210 | 13.27 | \$264.99 |
| <u>Tesla C2050 / C2070</u> | 3428 | 216 | NA | NA |
| <u>Tesla C2070</u> | 3274 | 223 | NA | NA |
| <u>Tesla C2075</u> | 3364 | 218 | 5.65 | \$595.75 |
| <u>Tesla M60</u> | 7191 | 101 | 3.60 | \$1,999.00* |
| <u>Tesla P100-PCI-E-16GB</u> | 7225 | 100 | NA | NA |
| <u>TITAN RTX</u> | 16585 | 3 | 6.63 | \$2,499.98 |
| <u>TITAN V</u> | 14495 | 10 | 4.56 | \$3,179.00* |
| <u>TITAN V CEO Edition</u> | 16987 | 1 | NA | NA |
| <u>TITAN Xp COLLECTORS EDITION</u> | 15112 | 6 | NA | NA |
| <u>TRINITY DEVASTATOR MOBILE</u> | 699 | 759 | NA | NA |
| <u>TRINITY SCRAPPER MOBILE</u> | 498 | 965 | NA | NA |
| <u>Vanta/Vanta LT</u> | 3 | 1680 | NA | NA |
| <u>VIA Chrome9 HC IGP</u> | 4 | 1650 | NA | NA |
| <u>VIA Chrome9 HC IGP Family</u> | 3 | 1660 | NA | NA |
| <u>VIA Chrome9 HC IGP Family WDDM</u> | 3 | 1669 | NA | NA |
| <u>VIA Chrome9 HC IGP Prerelease WDDM 1.1</u> | 2 | 1688 | NA | NA |
| <u>VIA Chrome9 HC IGP WDDM</u> | 2 | 1687 | NA | NA |
| <u>VIA Chrome9 HC IGP WDDM 1.1</u> | 2 | 1686 | NA | NA |
| <u>VIA Chrome9 HCM IGP</u> | 1 | 1699 | NA | NA |
| <u>VIA Chrome9 HD IGP</u> | 10 | 1590 | NA | NA |
| <u>VIA/S3G C-645/640 GPU</u> | 183 | 1197 | NA | NA |
| <u>VIA/S3G Chrome 645/640 GPU</u> | 109 | 1297 | NA | NA |
| <u>VIA/S3G DeltaChrome IGP</u> | 3 | 1673 | NA | NA |

| | | | | |
|--|-----|------|----|----|
| <u>VIA/S3G KM400/KN400</u> | 4 | 1655 | NA | NA |
| <u>VIA/S3G UniChrome IGP</u> | 4 | 1651 | NA | NA |
| <u>VIA/S3G UniChrome Pro IGP</u> | 4 | 1641 | NA | NA |
| <u>VIA/S3G UniChromell</u> | 5 | 1618 | NA | NA |
| <u>Wine Display Adapter</u> | 261 | 1120 | NA | NA |
| <u>Xabre</u> | 5 | 1633 | NA | NA |
| <u>XFX Radeon HD 4650 AGP</u> | 109 | 1295 | NA | NA |

* - Last price seen from our affiliates.

Software

- [BurnInTest](#)
- [PerformanceTest](#)
- [OSForensics](#)
- [MemTest86](#)
- [WirelessMon](#)
- [Zoom](#)
- [Search Engine](#)
- [Free Software](#)

Hardware

- [USB3.0 Loopback Plugs](#)
- [USB2.0 Loopback Plugs](#)
- [PCIe Test Cards](#)
- [USB Power Delivery Tester](#)
- [Serial and Parallel Loopback Plugs](#)
- [USB Short Circuit Testers](#)

Benchmarks

- [CPU Benchmarks](#)
- [Video Card Benchmarks](#)
- [Hard Drive Benchmarks](#)
- [RAM Benchmarks](#)
- [PC Systems Benchmarks](#)
- [Android Benchmarks](#)
- [iOS / iPhone Benchmarks](#)

About Us

- [Company Contact Us](#)
- [The Press Room](#)

Services

- [Store](#)
- [Support](#)
- [Forums](#)

International

- [Disclaimer](#)
- [Refunds](#)
- [Privacy](#)

Social



Copyright © 2019 PassMark® Software

