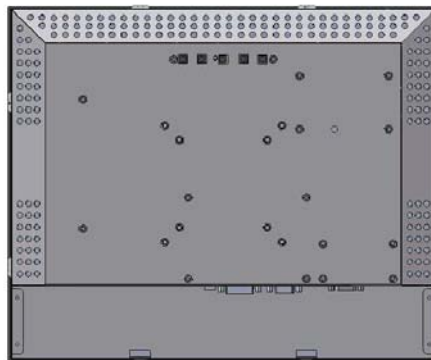


19" LCD Open frame SAW Touch Monitor

the Water-proof and Compact Type

Standard: 10-0190-41

Tempered: 10-0190-45



Our 19" compact open frame LCD touch monitors have a long-lasting product cycle because the enclosure is controlled by our specifications. Future panel improvements are therefore possible without external changes. The 10-0190-41 integrates with our SAW technology touchscreen.

Features

- Bezel seal standard: NEMA3 and IEC IP65
- Long lasting product cycle-enclosure controlled by our specifications
- Future generation panels phased-in without external changes
- High quality panel with high brightness, high contrast ratio and broad viewing angle
- Multiple mounting options including VESA mount, horizontal or vertical bracket-mount
- Compact and slim profile for easy integration from side, top and bottom
- Our SAW technology on pure glass for the ultimate in image quality
- Finger or gloved hand operation
- Dual USB/Serial touch interface port
- Dual VGA/DVI input video format
- Worldwide agency approvals

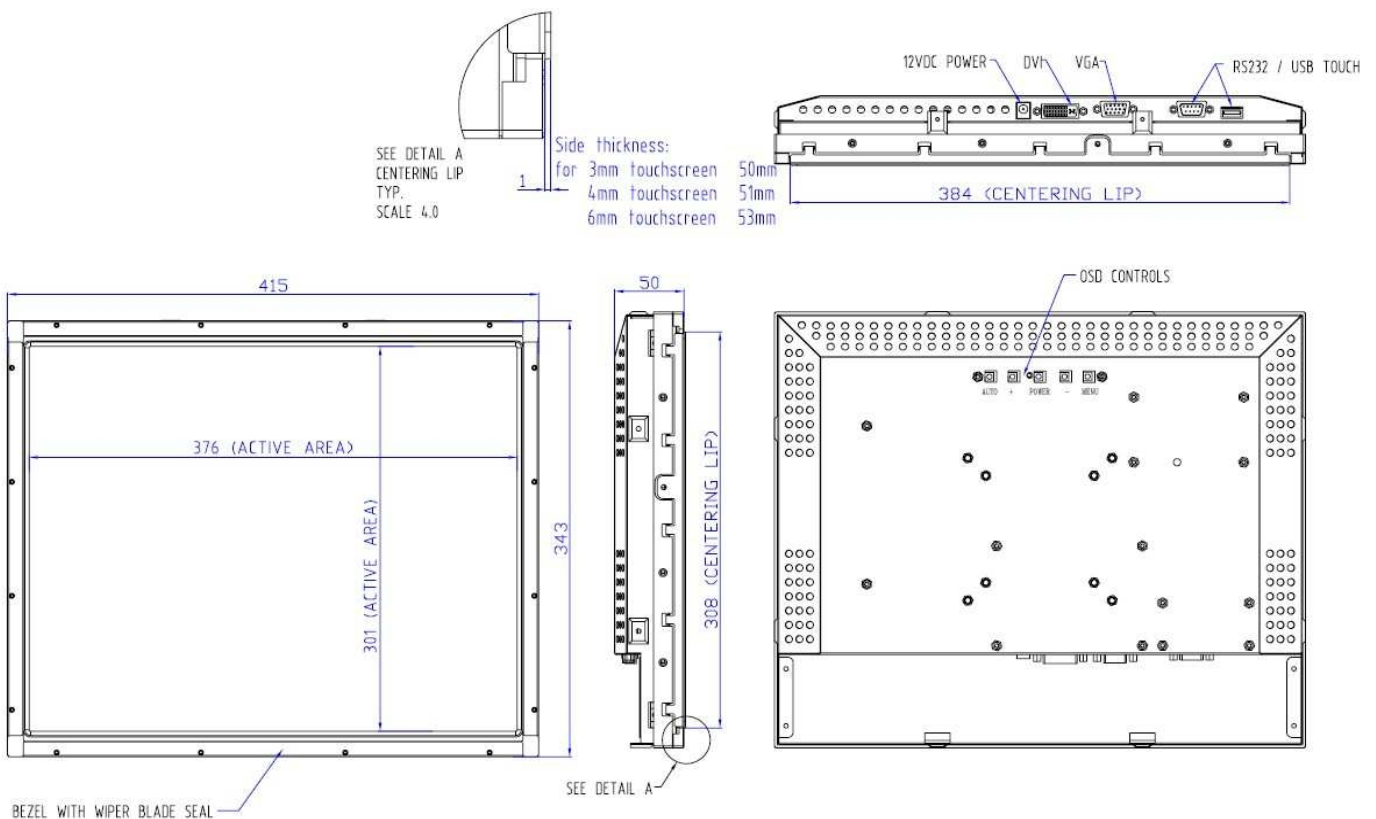
Specification

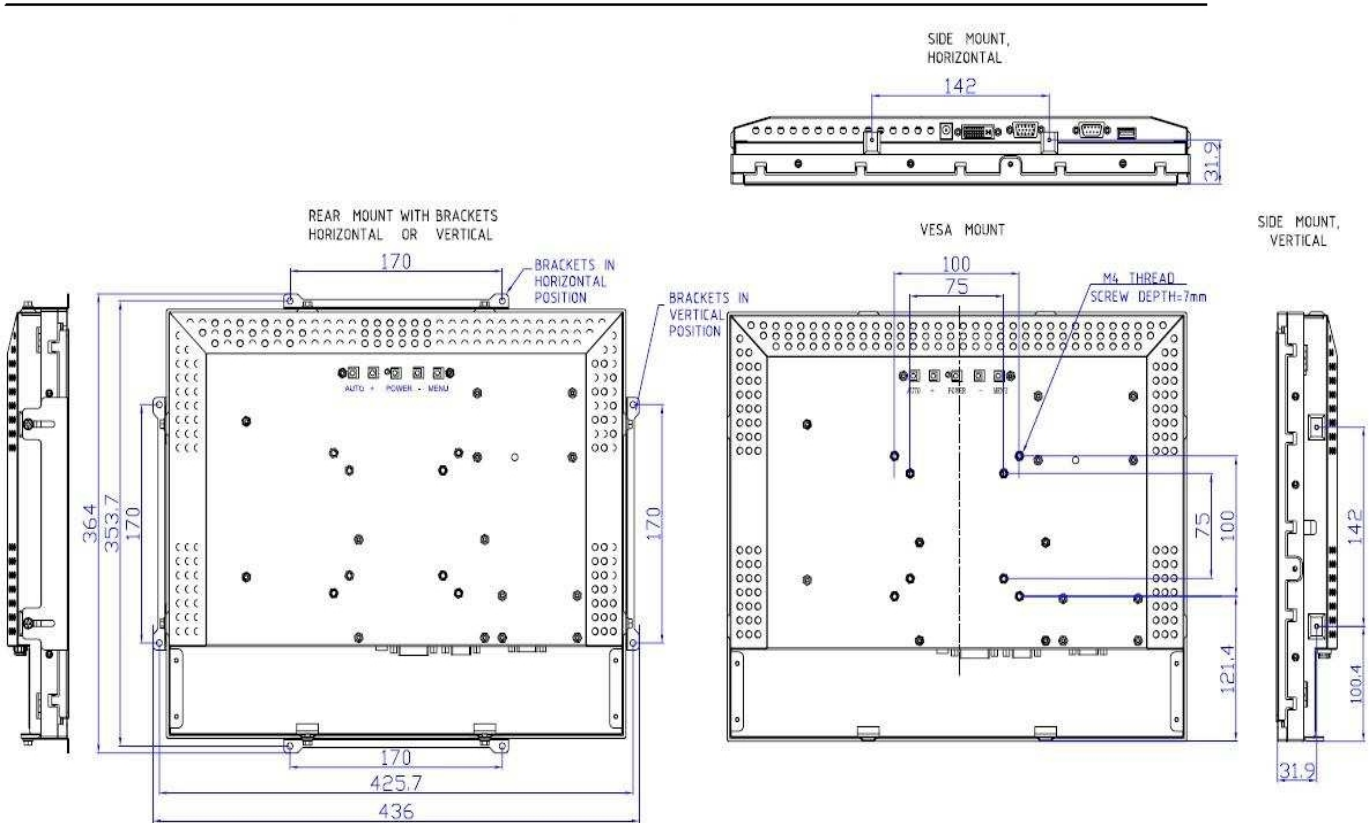
Model No.	10-0190-41	
Series	OT, Water-proof and Compact	
Display Type	4:3 Ratio 19" Active matrix TFT-LCD	
Active Area	15.6"(376mm)×11.85 "(301mm)	
Monitor Dimensions	Width: 415mm Width with brackets: 436 mm Height: 343mm Height with brackets: 364mm Depth: 50/51/53mm for 3/4/6mm touchscreen glass	
Suggested Resolution	1280×1024 @ 60Hz	
Support Colors	16.7M	
Brightness(Typ.)	Pure LCD Panel	300cd/m ²
	With SAW Glass Sensor	275cd/m ²
Response Time(Typ.)	6ms	
Viewing Angle (Typ.at CR>10)	Horizontal(left/right)	80°/80°
	Vertical(up/down)	80°/80°
Contrast Ratio(Typ.)	800:1	
Video Input	Dual Analog RGB and DVI video format	
Frequency(H/V)	30~80KHz / 60~75Hz	
Power Supply	Type: External brick Input (line) voltage: 100-240 VAC, 50-60 Hz Output voltage/current: 12 volts at 4 amps max	
Environment	Operating Temp.	0~50°C
	Storage Temp.	-20~60°C

	Operating RH:	20%~80%
	Storage RH:	10%~90%
MTBF	50,000 Hours	
LCD Back light Life(Typ.)	50,000 Hours	
Weight(N.W/G.W)	5.5Kg / 7.2Kg (Approx.)	
Power Consumption	50W Max.	
Mount Interface	1)VESA 75mm and 100mm 2)Mount bracket, horizontal or vertical (Standard mount brackets are supplied)	
OSD Control	Buttons	AUTO,+,POWER,-,MENU
	Function	Brightness, Contrast Ratio, Auto-adjust, Phase, Clock, H/V Location, Languages, Function, Reset
Touch screen Type	19" SAW 3/4/6mm compact touch sensor	
Touch System Interface	Having USB and Serial(RS232) interface	
Touch Response time	USB/Serial: 8.4/10.4ms	
Agency Approval	ETL, FCC, CE, RoHS	
Regular Warranty	5 years for SAW Sensor; 3 years for controller; 1 year for LCD	

NOTE: The display SPEC. will change follow the relevant LCD panel brand and model

Mechanical Dimensions





Accessories

Power Cable: A North American power cable or an European power cable is included according to the end user's area.

Power Supply Brick: A power supply brick is included.

Touch/Video/DVI Cables: Detachable serial or USB touch cable, video cable and DVI cable are included

L-brackets: Four standard L-brackets are included.