

# Videocard Benchmarks

Over 1,000,000 Video Cards Benchmarked



## Video Card List


Below is an alphabetical list of all Video Card types that appear in the charts. Clicking on a specific processor name will take you to the chart it appears in and will highlight it for you.

**Videocards** Last Updated: 7th of December 2023

Columns











Show  entries

| Videocard Name                                     | G3D Mark  | G2D Mark  | TDP (W)   | Category                      |
|--|---|---|---|-------------------------------|
| <input type="text" value="Search..."/>             | <input type="text" value="Min..."/> - <input type="text" value="Max..."/> | <input type="text" value="Min..."/> - <input type="text" value="Max..."/> | <input type="text" value="Min..."/> - <input type="text" value="Max..."/> | <input type="text" value=""/> |
| <a href="#">GeForce RTX 4090</a>                   | 38,882  | 1,315   | 450   | Desktop                       |
| <a href="#">GeForce RTX 4080</a>                   | 34,696  | 1,248   | 320   | Desktop                       |
| <a href="#">GeForce RTX 4070 Ti</a>                | 31,701  | 1,205   | 285   | Desktop                       |
| <a href="#">Radeon RX 7900 XTX</a>                 | 31,133  | 1,250   | 355   | Desktop                       |
| <a href="#">Radeon PRO W7900</a>                   | 30,956  | 1,163   | NA  | Unknown                       |
| <a href="#">GeForce RTX 3090 Ti</a>                | 29,821  | 1,222   | 450   | Desktop                       |
| <a href="#">Radeon PRO W7800</a>                   | 29,368  | 1,138   | NA  | Unknown                       |
| <a href="#">Radeon RX 7900 XT</a>                  | 28,868  | 1,201   | 315   | Desktop                       |
| <a href="#">GeForce RTX 4090 Laptop GPU</a>        | 28,760  | 992   | 150   | Mobile                        |
| <a href="#">Radeon RX 6950 XT</a>                  | 28,494  | 1,044   | 335   | Desktop                       |
| <a href="#">GeForce RTX 3080 Ti</a>                | 27,321  | 1,097   | 350   | Desktop                       |
| <a href="#">Radeon RX 6900 XT</a>                  | 26,961  | 1,053   | 300   | Desktop                       |
| <a href="#">GeForce RTX 4070</a>                   | 26,888  | 1,118   | 200   | Desktop                       |
| <a href="#">GeForce RTX 3090</a>                   | 26,866  | 1,050   | 350   | Desktop                       |
| <a href="#">GeForce RTX 3080 12GB</a>              | 26,726  | 1,093   | 350   | Desktop                       |
| <a href="#">GeForce RTX 4080 Laptop GPU</a>        | 26,255  | 1,010   | 150   | Mobile                        |
| <a href="#">GeForce RTX 3080</a>                   | 25,352  | 1,042   | 320   | Desktop                       |
| <a href="#">RTX 4000 Ada Generation</a>            | 25,226  | 881   | NA  | Unknown                       |
| <a href="#">Radeon RX 6800 XT</a>                  | 25,127  | 1,026   | 300   | Desktop                       |
| <a href="#">Radeon RX 7900 GRE</a>                 | 25,076  | 1,240   | NA  | Unknown                       |
| <a href="#">RTX 4000 Ada Generation Laptop GPU</a> | 24,218  | 765   | NA  | Unknown                       |
| <a href="#">GeForce RTX 3070 Ti</a>                | 23,761  | 1,055   | 290   | Desktop                       |
| <a href="#">Radeon RX 7800 XT</a>                  | 23,630  | 1,147   | 263   | Desktop                       |
| <a href="#">RTX 6000 Ada Generation</a>            | 23,103  | 802   | NA  | Unknown                       |
| <a href="#">RTX 5000 Ada Generation Laptop GPU</a> | 23,077  | 654   | NA  | Unknown                       |



|   | Videocard Name                     | G3D Mark | G2D Mark | TDP (W) | Category    |
|---|------------------------------------|----------|----------|---------|-------------|
|     | RTX A5000                          | 23,031   | 1,034    | 230     | Workstation |
|    | RTX A6000                          | 22,874   | 892      | 300     | Workstation |
|    | GeForce RTX 4060 Ti 16GB           | 22,789   | 1,047    | 165     | Desktop     |
|    | GeForce RTX 4060 Ti                | 22,556   | 1,047    | 160     | Desktop     |
|    | GeForce RTX 3070                   | 22,468   | 1,001    | 220     | Desktop     |
|    | Radeon RX 6800                     | 22,304   | 977      | 250     | Desktop     |
|    | RTX 4500 Ada Generation            | 22,293   | 882      | NA      | Unknown     |
|    | Radeon RX 7900M                    | 22,089   | 1,054    | NA      | Unknown     |
|    | NVIDIA A10                         | 22,064   | 1,007    | NA      | Unknown     |
|    | GeForce RTX 2080 Ti                | 21,844   | 938      | 250     | Desktop     |
|    | RTX A4500                          | 21,740   | 1,078    | NA      | Unknown     |
|    | Radeon RX 7700 XT                  | 21,304   | 1,047    | 245     | Desktop     |
|    | RTX A5500                          | 21,030   | 765      | NA      | Unknown     |
|    | Radeon RX 6750 XT                  | 20,899   | 950      | 250     | Desktop     |
|    | RTX 3500 Ada Generation Laptop GPU | 20,755   | 679      | NA      | Unknown     |
|    | GeForce RTX 3060 Ti                | 20,602   | 1,002    | 200     | Desktop     |
|    | RTX 4000 SFF Ada Generation        | 20,529   | 1,106    | NA      | Unknown     |
|    | GeForce RTX 3080 Ti Laptop GPU     | 20,214   | 849      | 115     | Mobile      |
|    | Quadro GV100                       | 20,021   | 888      | 250     | Workstation |
|    | Radeon PRO W6800                   | 19,967   | 936      | NA      | Unknown     |
|    | TITAN RTX                          | 19,912   | 829      | 280     | Workstation |
|    | Radeon RX 6700 XT                  | 19,889   | 947      | 230     | Desktop     |
|    | TITAN V                            | 19,888   | 869      | 250     | Desktop     |
|    | GeForce RTX 2080 SUPER             | 19,596   | 929      | 250     | Desktop     |
|    | GeForce RTX 4070 Laptop GPU        | 19,542   | 796      | 115     | Mobile      |
|   | GeForce RTX 4060                   | 19,415   | 1,001    | 115     | Desktop     |
|  | Quadro RTX 8000                    | 19,402   | 871      | 260     | Workstation |
|  | TITAN Xp COLLECTORS EDITION        | 19,356   | 935      | 250     | Desktop     |
|  | RTX A4000                          | 19,345   | 987      | 140     | Workstation |
|  | Quadro RTX 6000                    | 19,296   | 826      | 295     | Workstation |
|  | GeForce RTX 2080                   | 18,803   | 913      | 250     | Desktop     |
|  | Radeon RX 6700                     | 18,764   | 905      | 175     | Desktop     |
|  | NVIDIA TITAN Xp                    | 18,654   | 900      | 250     | Desktop     |
|  | RTX 3000 Ada Generation Laptop GPU | 18,570   | 806      | NA      | Unknown     |
|  | GeForce GTX 1080 Ti                | 18,539   | 941      | 250     | Desktop     |
|  | Radeon RX 6850M XT                 | 18,418   | 628      | NA      | Unknown     |
|  | NVIDIA A10G                        | 18,293   | 544      | NA      | Unknown     |
|  | GeForce RTX 3070 Ti Laptop GPU     | 18,276   | 788      | 115     | Mobile      |
|  | GeForce RTX 2070 SUPER             | 18,252   | 890      | 215     | Desktop     |
|  | Radeon PRO W7600                   | 18,228   | 1,147    | NA      | Unknown     |
|  | GeForce RTX 4060 Laptop GPU        | 17,993   | 749      | 115     | Mobile      |
|  | A40-48Q                            | 17,864   | 522      | NA      | Unknown     |
|  | RTX A5500 Laptop GPU               | 17,686   | 722      | NA      | Unknown     |
|  | Radeon Pro W5700X                  | 17,591   | 1,060    | NA      | Unknown     |
|  | RTX A4500 Laptop GPU               | 17,581   | 730      | NA      | Unknown     |
|  | Radeon RX 6650 XT                  | 17,467   | 918      | 176     | Desktop     |
|  | GeForce RTX 3060                   | 17,095   | 976      | 170     | Desktop     |
|  | TITAN V CEO Edition                | 16,988   | 1,086    | 250     | Desktop     |
|  | Radeon RX 5700 XT                  | 16,777   | 934      | 225     | Desktop     |
|  | Radeon VII                         | 16,753   | 789      | 300     | Desktop     |
|  | Radeon RX 5700 XT 50th Anniversary | 16,625   | 963      | 235     | Desktop     |
|  | GeForce RTX 2060 SUPER             | 16,580   | 865      | 175     | Desktop     |
|  | GeForce RTX 3080 Laptop GPU        | 16,552   | 647      | 115     | Mobile      |
|  | Radeon RX 6600 XT                  | 16,456   | 922      | 160     | Desktop     |
|  | Tesla V100-SXM2-16GB               | 16,235   | 406      | NA      | Unknown     |
|  | GeForce RTX 2070                   | 16,175   | 828      | 175     | Desktop     |

|   | Videocard Name                            | G3D Mark | G2D Mark | TDP (W) | Category            |
|---|---|----------|----------|---------|---------------------|
|     | Quadro RTX 5000                           | 16,060   | 753      | 230     | Workstation         |
|    | Radeon RX 7600                            | 16,052   | 954      | 165     | Desktop             |
|    | Radeon PRO W6600                          | 16,049   | 1,048    | NA      | Unknown             |
|    | Radeon Pro Vega II Duo                    | 15,977   | 917      | NA      | Unknown             |
|    | Miracast display port driver V3           | 15,910   | 604      | NA      | Unknown             |
|    | GeForce RTX 2060 12GB                     | 15,899   | 844      | 185     | Desktop             |
|    | RTX A5000 Laptop GPU                      | 15,899   | 598      | 165     | Mobile, Workstation |
|    | Radeon PRO W7500                          | 15,831   | 1,251    | NA      | Unknown             |
|    | Radeon Pro Vega II                        | 15,668   | 795      | NA      | Unknown             |
|    | RTX A4000 Laptop GPU                      | 15,620   | 571      | 140     | Mobile, Workstation |
|    | Quadro GP100                              | 15,608   | 821      | 235     | Workstation         |
|    | GeForce RTX 3070 Laptop GPU               | 15,531   | 651      | 115     | Mobile              |
|    | GeForce GTX 1080                          | 15,504   | 893      | 180     | Desktop             |
|    | RTX 2000 Ada Generation Laptop GPU        | 15,490   | 605      | NA      | Unknown             |
|    | Quadro RTX 4000                           | 15,471   | 892      | 160     | Workstation         |
|    | Radeon Pro VII                            | 15,441   | 744      | NA      | Unknown             |
|    | Radeon Pro W5700                          | 15,438   | 913      | 205     | Desktop             |
|    | Radeon RX 6800S                           | 15,423   | 708      | 100     | Mobile              |
|    | Quadro P6000                              | 15,194   | 700      | 250     | Workstation         |
|    | Radeon RX 6600                            | 15,136   | 881      | 132     | Desktop             |
|   | GeForce RTX 2080 (Mobile)                 | 15,107   | 812      | 150     | Mobile              |
|  | Radeon RX 6600S                           | 14,897   | 643      | 80      | Mobile              |
|  | Radeon RX 6700S                           | 14,885   | 738      | 80      | Mobile              |
|  | Quadro RTX 5000 (Mobile)                  | 14,832   | 705      | 110     | Mobile, Workstation |
|  | GeForce RTX 4050 Laptop GPU               | 14,755   | 638      | 115     | Mobile              |
|  | GeForce GTX 1070 Ti                       | 14,716   | 882      | 180     | Desktop             |
|  | Radeon Pro Vega 64X                       | 14,631   | 948      | NA      | Unknown             |
|  | Radeon RX 5700                            | 14,591   | 899      | 180     | Desktop             |
|  | RTX A3000 12GB Laptop GPU                 | 14,579   | 615      | NA      | Unknown             |
|  | RTX 5000 Ada Generation                   | 14,506   | 611      | NA      | Unknown             |
|  | Radeon RX Vega 64                         | 14,476   | 805      | 295     | Desktop             |
|  | GeForce RTX 2060                          | 14,125   | 752      | 160     | Desktop             |
|  | RadeonT RX 6850M XT                       | 14,122   | 792      | 165     | Mobile              |
|  | Radeon Pro WX 8200                        | 13,932   | 815      | 230     | Desktop             |
|  | GeForce RTX 2070 Super with Max-Q Design  | 13,925   | 632      | 80      | Mobile              |
|  | GeForce RTX 2080 Super with Max-Q Design  | 13,852   | 587      | 80      | Mobile              |
|  | GeForce GTX 980 Ti                        | 13,830   | 856      | 250     | Desktop             |
|  | RTX A2000                                 | 13,786   | 998      | NA      | Unknown             |
|  | Radeon RX 5600 XT                         | 13,762   | 888      | 150     | Desktop             |
|  | Radeon RX 6650M                           | 13,676   | 646      | NA      | Unknown             |
|  | NVIDIA TITAN X                            | 13,660   | 912      | 250     | Desktop             |
|  | RTX A2000 12GB                            | 13,654   | 1,131    | NA      | Unknown             |
|  | Radeon RX 6600M                           | 13,597   | 704      | 100     | Mobile              |
|  | Quadro RTX 5000 with Max-Q Design         | 13,570   | 578      | 80      | Mobile, Workstation |
|  | Radeon RX 7600S                           | 13,517   | 675      | 75      | Mobile              |
|  | GeForce GTX 1070                          | 13,513   | 855      | 150     | Desktop             |
|  | Radeon RX 7700S                           | 13,486   | 974      | NA      | Unknown             |
|  | GeForce RTX 3060 Laptop GPU               | 13,418   | 589      | 115     | Mobile              |
|  | Radeon RX Vega 56                         | 13,409   | 781      | 210     | Desktop             |
|  | NVIDIA A40                                | 13,371   | 589      | NA      | Unknown             |
|  | Radeon Vega Frontier Edition              | 13,337   | 742      | 350     | Desktop             |
|  | Radeon RX 6700M                           | 13,283   | 581      | 135     | Mobile              |
|  | Radeon RX 6800M                           | 13,183   | 555      | 145     | Mobile              |
|  | GeForce RTX 2080 with Max-Q Design        | 13,180   | 542      | 90      | Mobile              |
|  | Intel d gfx-driver-ci-master-14429 DCH RI | 13,174   | 530      | NA      | Unknown             |
|  | Radeon PRO W6600X                         | 13,113   | 856      | NA      | Unknown             |

|   | Videocard Name                     | G3D Mark | G2D Mark | TDP (W) | Category            |
|---|------------------------------------|----------|----------|---------|---------------------|
|     | GeForce GTX TITAN X                | 13,058   | 850      | 250     | Desktop             |
|    | Radeon Pro Vega 64                 | 12,984   | 805      | NA      | Unknown             |
|    | Tesla V100-PCIe-16GB               | 12,983   | 508      | NA      | Unknown             |
|    | GeForce RTX 3050                   | 12,961   | 953      | 130     | Desktop             |
|    | Radeon Pro WX 9100                 | 12,960   | 746      | 230     | Desktop             |
|    | GeForce GTX 1660 Ti                | 12,959   | 819      | 120     | Desktop             |
|    | GeForce GTX 1660 SUPER             | 12,785   | 814      | 125     | Desktop             |
|    | Radeon Pro 5700 XT                 | 12,708   | 827      | 130     | Desktop             |
|    | Quadro RTX 4000 (Mobile)           | 12,701   | 553      | 110     | Mobile              |
|    | Tesla T10                          | 12,650   | 595      | NA      | Unknown             |
|    | Quadro RTX 4000 with Max-Q Design  | 12,636   | 572      | 80      | Mobile              |
|    | Quadro P5200 with Max-Q Design     | 12,608   | 488      | NA      | Unknown             |
|    | Quadro P5200                       | 12,594   | 646      | NA      | Mobile              |
|    | RTX A3000 Laptop GPU               | 12,490   | 495      | 130     | Mobile, Workstation |
|    | GeForce RTX 2070 (Mobile)          | 12,354   | 601      | 115     | Mobile              |
|    | Radeon Pro Vega 56                 | 12,354   | 828      | NA      | Desktop             |
|    | Quadro P5000                       | 12,294   | 676      | 180     | Workstation         |
|    | Radeon RX 6850M                    | 12,274   | 714      | NA      | Unknown             |
|    | Radeon Pro V520 MxGPU              | 12,258   | 525      | NA      | Unknown             |
|    | GeForce RTX 3050 OEM               | 12,048   | 942      | NA      | Unknown             |
|   | Radeon RX 5600 OEM                 | 12,038   | 709      | NA      | Unknown             |
|  | Intel Arc A580                     | 11,987   | 803      | NA      | Unknown             |
|  | GeForce RTX 2070 with Max-Q Design | 11,894   | 490      | 80      | Mobile              |
|  | Quadro M6000 24GB                  | 11,879   | 720      | 250     | Workstation         |
|  | Radeon Pro 5700                    | 11,844   | 829      | 130     | Desktop             |
|  | Quadro M6000                       | 11,741   | 736      | 250     | Workstation         |
|  | GeForce GTX 1660                   | 11,713   | 787      | 120     | Desktop             |
|  | Quadro P4000                       | 11,645   | 832      | 105     | Workstation         |
|  | GeForce GTX 1080 with Max-Q Design | 11,577   | 747      | 110     | Mobile              |
|  | Radeon RX 5600                     | 11,507   | 889      | 150     | Desktop             |
|  | Tesla P40                          | 11,395   | 393      | NA      | Unknown             |
|  | GeForce RTX 2060 (Mobile)          | 11,355   | 540      | 80      | Mobile              |
|  | Radeon Pro Vega 48                 | 11,300   | 784      | NA      | Unknown             |
|  | Quadro P4200 with Max-Q Design     | 11,163   | 621      | NA      | Workstation         |
|  | Quadro RTX 3000                    | 11,150   | 522      | 80      | Mobile, Workstation |
|  | GeForce GTX 980                    | 11,140   | 804      | 165     | Desktop             |
|  | CMP 40HX                           | 11,072   | 320      | NA      | Unknown             |
|  | RTX A1000 Embedded GPU             | 11,047   | 1,310    | NA      | Unknown             |
|  | GRID P40-12Q                       | 11,028   | 500      | NA      | Unknown             |
|  | RTX A2000 8GB Laptop GPU           | 10,923   | 535      | NA      | Unknown             |
|  | Tesla T4                           | 10,725   | 579      | NA      | Unknown             |
|  | GeForce RTX 3050 6GB Laptop GPU    | 10,641   | 609      | 80      | Mobile              |
|  | Radeon RX 7600M XT                 | 10,630   | 488      | 120     | Mobile              |
|  | Radeon Pro SSG                     | 10,498   | 601      | NA      | Unknown             |
|  | Tesla M40 24GB                     | 10,475   | 333      | NA      | Unknown             |
|  | GeForce GTX 1070 (Mobile)          | 10,465   | 603      | NA      | Mobile              |
|  | Quadro P4200                       | 10,445   | 511      | 100     | Workstation         |
|  | GeForce GTX 1660 Ti (Mobile)       | 10,209   | 492      | 80      | Mobile              |
|  | Tesla M40                          | 10,183   | 467      | NA      | Unknown             |
|  | GeForce RTX 3050 Ti Laptop GPU     | 10,181   | 498      | 80      | Mobile              |
|  | GeForce GTX 1650 SUPER             | 10,114   | 754      | 100     | Desktop             |
|  | GeForce GTX 1060                   | 10,076   | 755      | 120     | Desktop             |
|  | GeForce GTX 1070 with Max-Q Design | 10,041   | 442      | 90      | Mobile              |
|  | RTX A2000 Laptop GPU               | 10,022   | 477      | 95      | Mobile, Workstation |
|  | Radeon R9 Fury X                   | 10,017   | 840      | NA      | Unknown             |
|  | RTX A1000 6GB Laptop GPU           | 9,977    | 540      | NA      | Unknown             |


|   | Videocard Name                        | G3D Mark | G2D Mark | TDP (W) | Category    |
|---|---------------------------------------|----------|----------|---------|-------------|
|     | GRID P40-2B                           | 9,842    | 548      | NA      | Unknown     |
|    | GeForce RTX 2060 with Max-Q Design    | 9,785    | 418      | 65      | Mobile      |
|    | GeForce GTX 1060 3GB                  | 9,760    | 780      | 120     | Desktop     |
|    | Radeon R9 Fury + Fury X               | 9,741    | 811      | 275     | Desktop     |
|    | Radeon RX 6550M                       | 9,669    | 448      | NA      | Unknown     |
|    | GeForce GTX 970                       | 9,643    | 776      | 145     | Desktop     |
|    | Radeon R9 Fury                        | 9,605    | 798      | NA      | Unknown     |
|    | Intel Arc A770                        | 9,581    | 649      | 225     | Desktop     |
|    | RTX A1000 Laptop GPU                  | 9,548    | 514      | NA      | Unknown     |
|    | Radeon RX 590                         | 9,492    | 798      | 175     | Desktop     |
|    | Radeon RX 6500 XT                     | 9,488    | 826      | 107     | Desktop     |
|    | GeForce GTX 780 Ti                    | 9,486    | 629      | 250     | Desktop     |
|    | Radeon Ryzen 9 4900HSS                | 9,461    | 417      | NA      | Unknown     |
|    | Radeon R9 390X                        | 9,447    | 815      | 275     | Desktop     |
|    | Radeon Pro 5600M                      | 9,415    | 687      | 50      | Mobile      |
|    | Intel Arc Pro A60                     | 9,409    | 787      | NA      | Unknown     |
|    | GeForce RTX 3050 Laptop GPU           | 9,408    | 468      | 75      | Mobile      |
|    | Quadro M5000                          | 9,388    | 670      | 150     | Workstation |
|    | Quadro P2200                          | 9,375    | 933      | 75      | Workstation |
|    | Intel Arc A730M                       | 9,258    | 616      | NA      | Unknown     |
|   | Radeon RX 5500 XT                     | 9,181    | 792      | 130     | Desktop     |
|  | Radeon Pro W5500                      | 9,134    | 836      | 125     | Desktop     |
|  | GRID P40-2B4                          | 9,111    | 267      | NA      | Unknown     |
|  | Quadro P3200                          | 9,103    | 457      | NA      | Unknown     |
|  | Quadro P3200 with Max-Q Design        | 9,095    | 542      | NA      | Unknown     |
|  | Quadro P4000 with Max-Q Design        | 9,083    | 700      | 80      | Mobile      |
|  | Intel Arc A750                        | 9,067    | 623      | 225     | Desktop     |
|  | GeForce GTX 1060 5GB                  | 9,032    | 605      | 120     | Desktop     |
|  | GeForce GTX TITAN Black               | 9,011    | 599      | 250     | Desktop     |
|  | Radeon R9 390                         | 8,989    | 804      | 275     | Desktop     |
|  | GeForce GTX TITAN Z                   | 8,987    | 656      | 375     | Desktop     |
|  | GRID P40-8Q                           | 8,967    | 271      | NA      | Unknown     |
|  | Radeon RX 580                         | 8,901    | 774      | 185     | Desktop     |
|  | Radeon RX 5500                        | 8,835    | 772      | 150     | Desktop     |
|  | GeForce GTX 1660 Ti with Max-Q Design | 8,673    | 369      | 60      | Mobile      |
|  | Tesla P4                              | 8,666    | 374      | NA      | Unknown     |
|  | Radeon RX 480                         | 8,661    | 781      | 150     | Desktop     |
|  | Radeon R9 290X                        | 8,660    | 772      | NA      | Unknown     |
|  | Radeon R9 295X2                       | 8,638    | 785      | 500     | Desktop     |
|  | Radeon RX590 GME                      | 8,526    | 643      | 175     | Desktop     |
|  | GRID RTX6000-1B                       | 8,473    | 592      | NA      | Unknown     |
|  | Quadro RTX 3000 with Max-Q Design     | 8,419    | 345      | 60      | Mobile      |
|  | Radeon R9 290X / 390X                 | 8,389    | 699      | 290     | Desktop     |
|  | RTX A4500 Embedded GPU                | 8,373    | 190      | NA      | Unknown     |
|  | Ryzen 5 4600HS with Radeon Graphics   | 8,371    | 414      | NA      | Unknown     |
|  | Radeon R9 290                         | 8,359    | 783      | NA      | Unknown     |
|  | Radeon Pro 5500 XT                    | 8,330    | 606      | NA      | Unknown     |
|  | Radeon RX 5600M                       | 8,326    | 494      | 150     | Mobile      |
|  | Radeon Pro Duo                        | 8,296    | 751      | 350     | Desktop     |
|  | Tesla V100-PCIE-32GB                  | 8,260    | 327      | NA      | Unknown     |
|  | GeForce GTX Titan                     | 8,212    | 632      | 250     | Desktop     |
|  | GeForce GTX 1060 (Mobile)             | 8,161    | 444      | 80      | Mobile      |
|  | Radeon R9 290 / 390                   | 8,150    | 695      | 275     | Desktop     |
|  | Quadro K6000                          | 8,061    | 545      | 225     | Workstation |
|  | Radeon RX 470/570                     | 8,043    | 730      | 120     | Desktop     |
|  | GeForce GTX 780                       | 8,026    | 593      | 250     | Desktop     |




|   | Videocard Name                      | G3D Mark | G2D Mark | TDP (W) | Category            |
|---|-------------------------------------|----------|----------|---------|---------------------|
|     | Ryzen 9 6900HS                      | 8,005    | 836      | NA      | Unknown             |
|    | Radeon PRO W6400                    | 7,964    | 839      | NA      | Unknown             |
|    | Radeon RX 6500M                     | 7,931    | 414      | NA      | Unknown             |
|    | FirePro W9100                       | 7,928    | 776      | 275     | Workstation         |
|    | Radeon Pro WX 7100                  | 7,927    | 820      | 130     | Workstation         |
|    | Quadro M5500                        | 7,915    | 698      | 150     | Mobile, Workstation |
|    | GeForce GTX 1060 with Max-Q Design  | 7,885    | 414      | 80      | Mobile              |
|    | GeForce GTX 1650                    | 7,865    | 578      | 75      | Desktop             |
|    | T1200 Laptop GPU                    | 7,817    | 458      | NA      | Unknown             |
|    | Radeon RX 580X                      | 7,798    | 885      | 185     | Desktop             |
|    | Tesla M60                           | 7,771    | 563      | NA      | Unknown             |
|    | Radeon Pro 580                      | 7,753    | 943      | NA      | Unknown             |
|    | Radeon RX 580 2048SP                | 7,738    | 661      | NA      | Unknown             |
|    | Radeon RX 5300                      | 7,687    | 780      | 100     | Desktop             |
|    | T1000                               | 7,666    | 864      | NA      | Unknown             |
|    | T1000 8GB                           | 7,595    | 858      | NA      | Unknown             |
|    | GeForce GTX 1650 Ti                 | 7,577    | 392      | 55      | Mobile              |
|    | Radeon Pro 580X                     | 7,540    | 698      | 150     | Desktop             |
|    | Radeon Ryzen 9 6900HS               | 7,515    | 671      | NA      | Unknown             |
|    | Tesla M6                            | 7,509    | 441      | NA      | Unknown             |
|   | Intel Arc A770M                     | 7,485    | 617      | 150     | Mobile              |
|  | Radeon RX 6500                      | 7,470    | 808      | NA      | Unknown             |
|  | Radeon RX 6400                      | 7,448    | 689      | 53      | Desktop             |
|  | GeForce GTX 980M                    | 7,346    | 500      | 100     | Mobile              |
|  | GeForce RTX 2050                    | 7,297    | 452      | 45      | Mobile              |
|  | FirePro W8100                       | 7,279    | 717      | 220     | Workstation         |
|  | Radeon Pro 5300                     | 7,230    | 634      | NA      | Unknown             |
|  | Tesla P100-PCIe-16GB                | 7,225    | 572      | NA      | Unknown             |
|  | Radeon Ryzen 9 4900HS               | 7,186    | 374      | NA      | Unknown             |
|  | Radeon 780M                         | 7,171    | 890      | NA      | Unknown             |
|  | Quadro T2000                        | 7,160    | 460      | NA      | Mobile              |
|  | T600 Laptop GPU                     | 7,094    | 440      | NA      | Unknown             |
|  | A10-8Q                              | 7,042    | 253      | NA      | Unknown             |
|  | Quadro M5000M                       | 7,025    | 488      | 100     | Mobile, Workstation |
|  | RadeonT 780M                        | 7,014    | 788      | NA      | Unknown             |
|  | GeForce RTX 3050 4GB Laptop GPU     | 7,011    | 406      | 80      | Mobile              |
|  | RTX A500 Laptop GPU                 | 7,002    | 453      | NA      | Unknown             |
|  | Ryzen 7 4800HS with Radeon Graphics | 6,999    | 355      | NA      | Unknown             |
|  | GeForce GTX 1650 (Mobile)           | 6,969    | 384      | 50      | Mobile              |
|  | Radeon Pro W5500X                   | 6,967    | 818      | NA      | Unknown             |
|  | Quadro T2000 with Max-Q Design      | 6,944    | 437      | NA      | Mobile              |
|  | Quadro P2000                        | 6,909    | 646      | 75      | Workstation         |
|  | Ryzen 7 6800HS with Radeon Graphics | 6,867    | 704      | NA      | Unknown             |
|  | Radeon Pro 5500M                    | 6,816    | 676      | 85      | Unknown             |
|  | GeForce GTX 970XM FORCE             | 6,707    | 725      | NA      | Unknown             |
|  | Radeon R9 285                       | 6,680    | 597      | NA      | Unknown             |
|  | Quadro M4000                        | 6,666    | 689      | 120     | Workstation         |
|  | Quadro T1000 with Max-Q Design      | 6,662    | 436      | NA      | Mobile              |
|  | Quadro P3000                        | 6,609    | 447      | 75      | Mobile, Workstation |
|  | Quadro T1000                        | 6,596    | 429      | NA      | Mobile              |
|  | Radeon Pro WX 7130                  | 6,578    | 555      | 130     | Mobile              |
|  | Radeon RX Vega M GH                 | 6,576    | 790      | NA      | Unknown             |
|  | Radeon Ryzen 7 6800HS               | 6,567    | 736      | NA      | Unknown             |
|  | AMD Ryzen Z1 Extreme                | 6,565    | 812      | NA      | Unknown             |
|  | Radeon RX 6300                      | 6,545    | 881      | NA      | Unknown             |
|  | T600                                | 6,473    | 744      | NA      | Unknown             |




|   | Videocard Name                         | G3D Mark | G2D Mark | TDP (W) | Category            |
|---|--|----------|----------|---------|---------------------|
|     | GeForce GTX 1650 Ti with Max-Q Design  | 6,412    | 335      | 35      | Mobile              |
|    | P106-100                               | 6,400    | 251      | NA      | Unknown             |
|    | Radeon Pro 570                         | 6,337    | 697      | NA      | Unknown             |
|    | Ryzen 9 6900HS with Radeon Graphics    | 6,331    | 707      | NA      | Unknown             |
|    | GeForce GTX 1050 Ti                    | 6,307    | 650      | 75      | Desktop             |
|    | Quadro M4000M                          | 6,266    | 432      | 100     | Mobile, Workstation |
|    | Radeon R9 280X                         | 6,234    | 691      | 250     | Desktop             |
|    | Radeon R9 380X                         | 6,231    | 665      | 190     | Desktop             |
|    | Tesla K80                              | 6,210    | 409      | NA      | Unknown             |
|    | Radeon R9 380                          | 6,201    | 660      | 190     | Desktop             |
|    | Radeon 680M Ryzen 7 7735HS             | 6,180    | 828      | NA      | Unknown             |
|    | GeForce MX570 A                        | 6,171    | 383      | NA      | Unknown             |
|    | FirePro W9000                          | 6,138    | 720      | 274     | Workstation         |
|    | Radeon PRO W6300                       | 6,137    | 717      | NA      | Unknown             |
|    | GeForce GTX 1650 with Max-Q Design     | 6,128    | 323      | 35      | Mobile              |
|    | GeForce GTX 960                        | 6,045    | 675      | 120     | Desktop             |
|    | Quadro K5200                           | 6,034    | 518      | 150     | Workstation         |
|    | GeForce MX570                          | 6,021    | 422      | NA      | Unknown             |
|    | Radeon Pro 5300M                       | 5,996    | 621      | 85      | Unknown             |
|    | GRID P100-16Q                          | 5,945    | 757      | NA      | Unknown             |
|   | GeForce GTX 1050 Ti (Mobile)           | 5,919    | 323      | NA      | Mobile              |
|  | GeForce GTX 770                        | 5,915    | 558      | 230     | Desktop             |
|  | Ryzen 9 PRO 6950H with Radeon Graphics | 5,828    | 852      | NA      | Unknown             |
|  | A16                                    | 5,797    | 56       | NA      | Unknown             |
|  | Radeon Ryzen 7 7736U                   | 5,790    | 714      | NA      | Unknown             |
|  | Ryzen 9 PRO 6950H                      | 5,759    | 950      | NA      | Unknown             |
|  | Radeon Ryzen 7 PRO 6850H               | 5,757    | 755      | NA      | Unknown             |
|  | GeForce GTX 970M                       | 5,727    | 393      | 75      | Mobile              |
|  | Radeon PRO Ryzen 7 PRO 6850U           | 5,691    | 738      | NA      | Unknown             |
|  | Radeon Ryzen 7 7735H                   | 5,609    | 822      | NA      | Unknown             |
|  | Radeon Pro WX 5100                     | 5,606    | 790      | 75      | Workstation         |
|  | Radeon R9 280                          | 5,586    | 667      | 250     | Desktop             |
|  | Ryzen 7 PRO 6850U                      | 5,581    | 741      | NA      | Unknown             |
|  | GeForce GTX 690                        | 5,579    | 466      | 300     | Desktop             |
|  | NVIDIA A40-12Q                         | 5,573    | 198      | NA      | Unknown             |
|  | Ryzen 9 5900HS with Radeon Graphics    | 5,570    | 536      | NA      | Unknown             |
|  | Radeon HD 7990                         | 5,566    | 766      | 375     | Desktop             |
|  | Radeon R9 285 / 380                    | 5,550    | 655      | 190     | Desktop             |
|  | GeForce GTX 680                        | 5,545    | 531      | 195     | Desktop             |
|  | GRID M60-8A                            | 5,523    | 380      | NA      | Unknown             |
|  | Radeon Ryzen 9 7950X 16-Core           | 5,515    | 632      | NA      | Unknown             |
|  | Quadro M3000M                          | 5,509    | 398      | 75      | Mobile, Workstation |
|  | Radeon Ryzen 7 6800H                   | 5,454    | 795      | NA      | Unknown             |
|  | GeForce GTX 760 Ti OEM                 | 5,427    | 694      | NA      | Unknown             |
|  | Ryzen 9 6900HX                         | 5,416    | 837      | NA      | Unknown             |
|  | Radeon RX 5500M                        | 5,415    | 411      | 85      | Mobile              |
|  | Radeon 760M                            | 5,413    | 862      | NA      | Unknown             |
|  | GeForce GTX 1050 Ti with Max-Q Design  | 5,388    | 358      | NA      | Mobile              |
|  | Radeon Ryzen 7 6800HS Creator Edition  | 5,386    | 806      | NA      | Unknown             |
|  | Radeon Ryzen 7 7735HS                  | 5,383    | 833      | NA      | Unknown             |
|  | GRID P40-4Q                            | 5,365    | 670      | NA      | Unknown             |
|  | Ryzen 7 6800HS Creator Edition         | 5,345    | 840      | NA      | Unknown             |
|  | GeForce GTX 950                        | 5,344    | 646      | 90      | Desktop             |
|  | FirePro W7100                          | 5,326    | 706      | 150     | Workstation         |
|  | GeForce GTX 670                        | 5,315    | 528      | 170     | Desktop             |
|  | Ryzen 7 7735HS with Radeon Graphics    | 5,307    | 755      | NA      | Unknown             |

|   | Videocard Name                          | G3D Mark | G2D Mark | TDP (W) | Category |
|---|---|----------|----------|---------|----------|
|     | Radeon Pro Vega 20                      | 5,300    | 558      | NA      | Unknown  |
|    | Radeon Ryzen 9 6900HX                   | 5,276    | 832      | NA      | Unknown  |
|    | Radeon HD 7970 / R9 280X                | 5,248    | 730      | 250     | Desktop  |
|    | Ryzen 7 6800H                           | 5,248    | 808      | NA      | Unknown  |
|    | Ryzen 7 6800HS                          | 5,237    | 867      | NA      | Unknown  |
|    | Intel Arc Pro A40/A50                   | 5,224    | 540      | NA      | Unknown  |
|    | Radeon HD 8990                          | 5,214    | 658      | 375     | Desktop  |
|    | Radeon Ryzen 7 PRO 6850HS               | 5,212    | 861      | NA      | Unknown  |
|    | GRID M60-2Q                             | 5,203    | 311      | NA      | Unknown  |
|    | Radeon R9 M395X                         | 5,195    | 733      | 125     | Mobile   |
|    | GeForce GTX 760 Ti                      | 5,191    | 556      | 170     | Desktop  |
|    | Radeon Ryzen 7 PRO 6850U                | 5,182    | 758      | NA      | Unknown  |
|    | Quadro P2000 with Max-Q Design          | 5,172    | 459      | NA      | Unknown  |
|    | Q12U-1                                  | 5,164    | 600      | NA      | Unknown  |
|    | Radeon Ryzen 7 7735U                    | 5,152    | 717      | NA      | Unknown  |
|    | Radeon R9 M295X                         | 5,150    | 832      | 125     | Mobile   |
|    | GeForce GTX 1050 3GB                    | 5,141    | 612      | 75      | Desktop  |
|    | Ryzen 7 PRO 6860Z                       | 5,077    | 837      | NA      | Unknown  |
|    | Ryzen 9 PRO 6950HS with Radeon Graphics | 5,068    | 868      | NA      | Unknown  |
|    | FirePro S9000                           | 5,059    | 561      | NA      | Unknown  |
|   | GRID T4-16Q                             | 5,055    | 83       | NA      | Unknown  |
|  | GeForce GTX 1050                        | 5,049    | 466      | 75      | Desktop  |
|  | EIZO Quadro MED-XN51LP                  | 5,048    | 952      | NA      | Unknown  |
|  | Ryzen 7 PRO 6850U with Radeon Graphics  | 5,043    | 806      | NA      | Unknown  |
|  | Radeon R9 M395                          | 5,024    | 745      | 125     | Mobile   |
|  | Ryzen 7 6800U                           | 5,006    | 784      | NA      | Unknown  |
|  | GeForce GTX 1630                        | 4,995    | 667      | NA      | Unknown  |
|  | Radeon Instinct MI25 MxGPU              | 4,979    | 371      | NA      | Unknown  |
|  | Barco MXRT 7600                         | 4,944    | 442      | NA      | Unknown  |
|  | Ryzen 7 6800H with Radeon Graphics      | 4,922    | 774      | NA      | Unknown  |
|  | Radeon R9 270X                          | 4,914    | 609      | 180     | Desktop  |
|  | FirePro S9050                           | 4,901    | 369      | NA      | Unknown  |
|  | Ryzen 7 6800U with Radeon Graphics      | 4,845    | 779      | NA      | Unknown  |
|  | GRID P40-2Q                             | 4,844    | 281      | NA      | Unknown  |
|  | T550 Laptop GPU                         | 4,834    | 408      | NA      | Unknown  |
|  | Radeon Ryzen 7 4800HS                   | 4,818    | 515      | NA      | Unknown  |
|  | Ryzen 7 PRO 6860Z with Radeon Graphics  | 4,789    | 795      | NA      | Unknown  |
|  | GeForce GTX 760                         | 4,784    | 526      | 170     | Desktop  |
|  | Intel Arc A380                          | 4,781    | 580      | 75      | Desktop  |
|  | GRID RTX6000P-6Q                        | 4,777    | 192      | NA      | Unknown  |
|  | FirePro S10000                          | 4,768    | 502      | NA      | Unknown  |
|  | Radeon HD 7950 / R9 280                 | 4,765    | 691      | 200     | Desktop  |
|  | Radeon Sky 500                          | 4,764    | 551      | NA      | Unknown  |
|  | GRID P40-24Q                            | 4,728    | 653      | NA      | Unknown  |
|  | Radeon R9 370                           | 4,722    | 781      | 150     | Desktop  |
|  | Radeon Pro Vega 16                      | 4,683    | 672      | NA      | Unknown  |
|  | Ryzen 9 6900HX with Radeon Graphics     | 4,680    | 797      | NA      | Unknown  |
|  | GRID V100D-2Q                           | 4,668    | 79       | NA      | Unknown  |
|  | Radeon Pro WX Vega M GL                 | 4,643    | 405      | 65      | Mobile   |
|  | Radeon HD 7870                          | 4,641    | 592      | 175     | Desktop  |
|  | Radeon Ryzen 7 PRO 6860Z                | 4,637    | 705      | NA      | Unknown  |
|  | A16-2Q                                  | 4,583    | 89       | NA      | Unknown  |
|  | GeForce MX550                           | 4,580    | 405      | NA      | Unknown  |
|  | Radeon Ryzen 9 PRO 6950HS               | 4,558    | 807      | NA      | Unknown  |
|  | B8DKMDAP                                | 4,557    | 534      | NA      | Unknown  |
|  | Radeon Ryzen 7 6800U                    | 4,548    | 594      | NA      | Unknown  |


























|   | Videocard Name                        | G3D Mark | G2D Mark | TDP (W) | Category            |
|---|---------------------------------------|----------|----------|---------|---------------------|
|     | GeForce GTX 580                       | 4,545    | 471      | 244     | Desktop             |
|    | Radeon Eng Sample: 100-000000561-40_Y | 4,544    | 765      | NA      | Unknown             |
|    | Radeon Pro 465                        | 4,538    | 562      | NA      | Unknown             |
|    | FirePro S7000                         | 4,524    | 705      | 150     | Workstation         |
|    | GRID T4-8Q                            | 4,519    | 186      | NA      | Unknown             |
|    | Radeon R7 370                         | 4,514    | 604      | 150     | Desktop             |
|    | Tesla K40c                            | 4,495    | 325      | NA      | Unknown             |
|    | Radeon HD 7870 XT                     | 4,470    | 661      | 185     | Desktop             |
|    | GeForce GTX 1050 (Mobile)             | 4,462    | 292      | NA      | Mobile              |
|    | GRID M60-1B                           | 4,457    | 483      | NA      | Workstation         |
|    | Citrix Indirect Display Adapter       | 4,447    | 700      | NA      | Unknown             |
|    | Quadro P1000                          | 4,438    | 607      | 47      | Workstation         |
|    | GRID P6-4Q                            | 4,429    | 586      | NA      | Unknown             |
|    | GeForce GTX 660 Ti                    | 4,390    | 459      | 150     | Desktop             |
|    | FirePro W7000 Adapter                 | 4,362    | 641      | NA      | Unknown             |
|    | GRID GTX P40-6                        | 4,340    | 277      | NA      | Unknown             |
|    | Tesla K20m                            | 4,331    | 205      | NA      | Unknown             |
|    | Quadro K4200                          | 4,319    | 507      | 105     | Workstation         |
|    | Radeon RX 5300M                       | 4,307    | 367      | 85      | Mobile              |
|    | Radeon R9 270                         | 4,306    | 567      | NA      | Unknown             |
|   | Quadro M2200                          | 4,304    | 383      | 55      | Mobile, Workstation |
|  | GRID RTX6000P-4Q                      | 4,283    | 76       | NA      | Unknown             |
|  | FirePro W7000                         | 4,261    | 550      | 150     | Workstation         |
|  | Radeon R9 270 / R7 370                | 4,260    | 645      | 150     | Desktop             |
|  | RTXA6000-8Q                           | 4,237    | 86       | NA      | Unknown             |
|  | NVIDIA A40-4Q                         | 4,230    | 78       | NA      | Unknown             |
|  | NVIDIA A40-8Q                         | 4,220    | 79       | NA      | Unknown             |
|  | RadeonT 680M Ryzen 7 7735HS           | 4,159    | 317      | NA      | Unknown             |
|  | GRID V100D-8Q                         | 4,156    | 518      | NA      | Unknown             |
|  | Radeon Ryzen 5 7535HS                 | 4,156    | 812      | NA      | Unknown             |
|  | GeForce GTX 680MX                     | 4,142    | 589      | 122     | Mobile              |
|  | Radeon RX 460                         | 4,113    | 575      | 75      | Desktop             |
|  | FirePro W8000                         | 4,096    | 464      | 189     | Workstation         |
|  | Radeon 660M Ryzen 5 7535HS            | 4,078    | 843      | NA      | Unknown             |
|  | Radeon PRO Ryzen 5 PRO 6650U          | 4,067    | 829      | NA      | Unknown             |
|  | RadeonT 660M Ryzen 5 7535HS           | 4,042    | 771      | NA      | Unknown             |
|  | GeForce GTX 480                       | 4,040    | 448      | 250     | Desktop             |
|  | Radeon HD 7800-serie                  | 4,029    | 708      | NA      | Unknown             |
|  | GeForce GTX 1050 with Max-Q Design    | 4,017    | 285      | NA      | Mobile              |
|  | Radeon Ryzen 5 6600H                  | 4,014    | 769      | NA      | Unknown             |
|  | GeForce GTX 660                       | 3,997    | 476      | 140     | Desktop             |
|  | Quadro K5000                          | 3,983    | 436      | 122     | Workstation         |
|  | Quadro M2000                          | 3,975    | 571      | 75      | Workstation         |
|  | A40-24Q                               | 3,973    | 77       | NA      | Unknown             |
|  | GRID RTX8000-4Q                       | 3,961    | 81       | NA      | Unknown             |
|  | GeForce GTX 570                       | 3,930    | 472      | 219     | Desktop             |
|  | GRID P6-2Q                            | 3,926    | 337      | NA      | Unknown             |
|  | GeForce GTX 750 Ti                    | 3,903    | 509      | 60      | Desktop             |
|  | GRID M60-8Q                           | 3,884    | 618      | NA      | Unknown             |
|  | GeForce GTX 780M                      | 3,879    | 408      | 122     | Mobile              |
|  | Intel Arc A310                        | 3,876    | 506      | NA      | Unknown             |
|  | Radeon HD 8970M                       | 3,876    | 807      | 100     | Mobile              |
|  | Matrox LUMA A310F                     | 3,873    | 493      | NA      | Unknown             |
|  | Radeon HD 7850                        | 3,856    | 560      | 130     | Desktop             |
|  | Radeon Ryzen 5 6600HS Creator Edition | 3,851    | 764      | NA      | Unknown             |
|  | Radeon HD 7970M                       | 3,847    | 550      | 75      | Mobile              |









|   | Videocard Name                                | G3D Mark | G2D Mark | TDP (W) | Category            |
|---|---|----------|----------|---------|---------------------|
|     | GRID RTX8000P-2Q                              | 3,843    | 84       | NA      | Unknown             |
|    | GRID P100-8Q                                  | 3,841    | 481      | NA      | Unknown             |
|    | GRID M60-4Q                                   | 3,831    | 278      | NA      | Workstation         |
|    | Radeon Ryzen 7 4800H                          | 3,813    | 518      | NA      | Unknown             |
|    | GRID V100-2Q                                  | 3,811    | 78       | NA      | Unknown             |
|    | P104-100                                      | 3,807    | 124      | NA      | Unknown             |
|    | GeForce GTX 880M                              | 3,804    | 331      | 130     | Mobile              |
|    | Radeon Ryzen 5 7535U                          | 3,792    | 679      | NA      | Unknown             |
|    | Intel Arc                                     | 3,774    | 649      | NA      | Unknown             |
|    | Radeon Pro WX 4100                            | 3,765    | 668      | 50      | Desktop             |
|    | Barco MXRT 7500                               | 3,753    | 731      | NA      | Unknown             |
|    | GRID T4-1Q                                    | 3,743    | 78       | NA      | Unknown             |
|    | Ryzen 7 PRO 6850HS with Radeon Graphics       | 3,736    | 758      | NA      | Unknown             |
|    | GeForce GTX 965M                              | 3,732    | 337      | 60      | Mobile              |
|    | Ryzen 5 PRO 6650H with Radeon Graphics        | 3,727    | 845      | NA      | Unknown             |
|    | GeForce MX450                                 | 3,726    | 302      | NA      | Unknown             |
|    | GRID M60-1Q                                   | 3,695    | 181      | NA      | Unknown             |
|    | T500  | 3,694    | 302      | NA      | Unknown             |
|    | Eng Sample: 100-000000545-40_Y                | 3,692    | 831      | NA      | Unknown             |
|    | Matrox LUMA A310                              | 3,690    | 506      | NA      | Unknown             |
|    | Ryzen 5 6600HS Creator Edition                | 3,686    | 767      | NA      | Unknown             |
|    | T400 4GB                                      | 3,686    | 644      | NA      | Unknown             |
|    | Radeon Ryzen 5 PRO 6650U                      | 3,685    | 725      | NA      | Unknown             |
|    | Ryzen 5 7535HS with Radeon Graphics           | 3,680    | 731      | NA      | Unknown             |
|   | Radeon Pro 560X                               | 3,678    | 711      | NA      | Unknown             |
|  | Ryzen 5 6600H with Radeon Graphics            | 3,674    | 668      | NA      | Unknown             |
|  | Radeon R9 M485X                               | 3,661    | 417      | NA      | Unknown             |
|  | Intel Arc A370M                               | 3,646    | 421      | NA      | Unknown             |
|  | Radeon RX 560                                 | 3,646    | 497      | 80      | Desktop             |
|  | T400  | 3,620    | 592      | NA      | Unknown             |
|  | Radeon RX Vega M GL                           | 3,607    | 486      | NA      | Unknown             |
|  | Quadro P620                                   | 3,594    | 565      | 40      | Workstation         |
|  | Ryzen 5 PRO 6650U with Radeon Graphics        | 3,575    | 718      | NA      | Unknown             |
|  | GRID RTX8000-2Q                               | 3,574    | 86       | NA      | Unknown             |
|  | GeForce GTX 680M KY_Bullet Edition            | 3,569    | 581      | NA      | Unknown             |
|  | GRID M6-8Q                                    | 3,568    | 556      | NA      | Unknown             |
|  | Radeon Ryzen 5 6600U                          | 3,565    | 719      | NA      | Unknown             |
|  | GeForce GTX 775M                              | 3,551    | 555      | NA      | Unknown             |
|  | Quadro K2200                                  | 3,551    | 543      | 68      | Workstation         |
|  | Microsoft Basic Display Adapter Ryzen 5 3550H | 3,537    | 63       | NA      | Unknown             |
|  | Ryzen 5 7535U with Radeon Graphics            | 3,529    | 681      | NA      | Unknown             |
|  | Ryzen 5 PRO 6650U                             | 3,519    | 766      | NA      | Unknown             |
|  | GRID K520                                     | 3,516    | 160      | NA      | Workstation         |
|  | Quadro 7000                                   | 3,505    | 397      | 204     | Workstation         |
|  | Tesla M10                                     | 3,490    | 522      | NA      | Unknown             |
|  | Radeon Pro 560                                | 3,475    | 724      | NA      | Unknown             |
|  | Radeon Pro 460                                | 3,453    | 679      | NA      | Unknown             |
|  | GRID T4-2Q                                    | 3,451    | 73       | NA      | Unknown             |
|  | GeForce GTX 870M                              | 3,449    | 281      | 110     | Mobile              |
|  | Quadro M2000M                                 | 3,449    | 340      | 55      | Mobile, Workstation |
|  | Quadro K2200M                                 | 3,441    | 375      | NA      | Unknown             |
|  | Radeon 740M                                   | 3,437    | 692      | NA      | Unknown             |
|  | Tesla C2050 / C2070                           | 3,428    | 568      | 238     | Workstation         |
|  | NVIDIA A10-4Q                                 | 3,425    | 231      | NA      | Unknown             |
|  | GeForce GTX 960M                              | 3,398    | 246      | 65      | Mobile              |
|  | Radeon HD8970M                                | 3,369    | 663      | NA      | Unknown             |















































|   | Videocard Name                         | G3D Mark | G2D Mark | TDP (W) | Category            |
|---|--|----------|----------|---------|---------------------|
|     | Radeon E8870PCle                       | 3,368    | 708      | NA      | Unknown             |
|    | GeForce GTX 750                        | 3,362    | 500      | 55      | Desktop             |
|    | GRID M10-1Q                            | 3,351    | 556      | NA      | Unknown             |
|    | Radeon R9 M390X                        | 3,346    | 458      | 100     | Mobile              |
|    | GeForce GTX 590                        | 3,341    | 394      | 365     | Desktop             |
|    | GeForce GTX 650 Ti BOOST               | 3,339    | 448      | 134     | Desktop             |
|    | GRID P4-8Q                             | 3,299    | 86       | NA      | Unknown             |
|    | Tesla K40m                             | 3,281    | 111      | NA      | Unknown             |
|    | Quadro P600                            | 3,267    | 477      | 40      | Workstation         |
|    | Quadro M1200                           | 3,263    | 316      | 45      | Mobile, Workstation |
|    | GRID T4-4Q                             | 3,260    | 83       | NA      | Unknown             |
|    | GeForce 770M                           | 3,246    | 500      | NA      | Unknown             |
|    | Radeon R9 M470X                        | 3,244    | 426      | 75      | Mobile              |
|    | Eng Sample: 100-000000534-40_Y         | 3,237    | 732      | NA      | Unknown             |
|    | Ryzen 5 6600U with Radeon Graphics     | 3,233    | 754      | NA      | Unknown             |
|    | Radeon R9 M290X                        | 3,226    | 420      | 100     | Mobile              |
|    | GeForce GTX 680M                       | 3,216    | 338      | 100     | Mobile              |
|    | Ryzen 7 5800HS with Radeon Graphics    | 3,214    | 583      | NA      | Unknown             |
|    | Radeon RX 560X                         | 3,195    | 452      | 75      | Desktop             |
|    | Quadro K5100M                          | 3,189    | 387      | 100     | Workstation         |
|   | Radeon R9 260                          | 3,182    | 586      | NA      | Unknown             |
|  | Radeon Ryzen 9 7900X 12-Core           | 3,180    | 605      | NA      | Unknown             |
|  | Tesla C2050                            | 3,176    | 362      | NA      | Unknown             |
|  | Radeon R7 260X                         | 3,173    | 520      | 115     | Desktop             |
|  | FirePro V7000                          | 3,162    | 668      | NA      | Unknown             |
|  | FirePro W7170M                         | 3,162    | 418      | NA      | Unknown             |
|  | Radeon Pro 555                         | 3,141    | 659      | NA      | Unknown             |
|  | Radeon Pro 455                         | 3,113    | 705      | NA      | Unknown             |
|  | Matrox LUMA A310FP                     | 3,093    | 504      | NA      | Unknown             |
|  | Intel G35 Express                      | 3,090    | 384      | NA      | Unknown             |
|  | Radeon HD 7790                         | 3,090    | 459      | 85      | Desktop             |
|  | GeForce GTX 470                        | 3,085    | 393      | 215     | Desktop             |
|  | Radeon R7 360                          | 3,062    | 514      | 100     | Desktop             |
|  | EIZO MED-X5000                         | 3,038    | 405      | NA      | Unknown             |
|  | GeForce GTX 560 Ti                     | 3,036    | 427      | 170     | Desktop             |
|  | Radeon R9 360                          | 3,032    | 460      | 85      | Desktop             |
|  | GeForce GTX 860M                       | 3,029    | 225      | 45      | Mobile              |
|  | Tesla C2075                            | 3,017    | 428      | NA      | Unknown             |
|  | Radeon HD 6990                         | 3,013    | 630      | 375     | Desktop             |
|  | FirePro W5100                          | 2,980    | 541      | 75      | Workstation         |
|  | GRID M10-4Q                            | 2,977    | 273      | NA      | Unknown             |
|  | FirePro W5000                          | 2,965    | 567      | 75      | Workstation         |
|  | GRID K260Q                             | 2,949    | 361      | NA      | Workstation         |
|  | Tesla K20Xm                            | 2,918    | 172      | NA      | Unknown             |
|  | Ryzen 9 5900HX with Radeon Graphics    | 2,908    | 746      | NA      | Unknown             |
|  | Quadro K1200                           | 2,902    | 568      | 45      | Workstation         |
|  | Radeon R7 260                          | 2,892    | 559      | 95      | Desktop             |
|  | Quadro M1000M                          | 2,891    | 315      | 40      | Mobile, Workstation |
|  | Ryzen 7 PRO 4700G with Radeon Graphics | 2,880    | 712      | NA      | Unknown             |
|  | Eng Sample: 100-000000261-50_Y         | 2,860    | 865      | NA      | Unknown             |
|  | Radeon Pro V340 MxGPU                  | 2,853    | 118      | NA      | Unknown             |
|  | GRID K280Q                             | 2,840    | 371      | NA      | Workstation         |
|  | Tesla C2070                            | 2,840    | 471      | 247     | Workstation         |
|  | FirePro W4300                          | 2,834    | 652      | 50      | Workstation         |
|  | Radeon HD 6970                         | 2,833    | 427      | 250     | Desktop             |
|  | Quadro M620                            | 2,829    | 412      | 30      | Mobile, Workstation |

|   | Videocard Name                              | G3D Mark | G2D Mark | TDP (W) | Category    |
|---|---|----------|----------|---------|-------------|
|     | FirePro 3D V9800                            | 2,812    | 556      | 225     | Workstation |
|    | GeForce MX350                               | 2,808    | 241      | NA      | Unknown     |
|    | Ryzen 7 5700G with Radeon Graphics          | 2,808    | 813      | NA      | Unknown     |
|    | Radeon Ryzen 7 5800H                        | 2,773    | 712      | NA      | Unknown     |
|    | Radeon R9 M380                              | 2,770    | 576      | NA      | Mobile      |
|    | GeForce GTX 770M                            | 2,765    | 339      | 75      | Mobile      |
|    | Quadro K5000M                               | 2,763    | 360      | 100     | Workstation |
|    | Custom GPU 0405                             | 2,762    | 365      | NA      | Unknown     |
|    | Radeon Ryzen 9 5900H                        | 2,755    | 837      | NA      | Unknown     |
|    | Radeon Ryzen 9 7900 12-Core                 | 2,753    | 594      | NA      | Unknown     |
|    | Radeon Ryzen 9 5980HS                       | 2,749    | 751      | NA      | Unknown     |
|    | Ryzen 7 5800H with Radeon Graphics          | 2,748    | 758      | NA      | Unknown     |
|    | GeForce GTX 675MX                           | 2,744    | 388      | 100     | Mobile      |
|    | FirePro M6100 FireGL V                      | 2,743    | 356      | NA      | Unknown     |
|    | GRID K2                                     | 2,737    | 319      | NA      | Workstation |
|    | FirePro S7150                               | 2,727    | 465      | NA      | Unknown     |
|    | FirePro V9800                               | 2,727    | 655      | NA      | Unknown     |
|    | Radeon Pro 450                              | 2,723    | 619      | NA      | Unknown     |
|    | GeForce GTX 560                             | 2,720    | 424      | 150     | Desktop     |
|    | Ryzen 9 4900H with Radeon Graphics          | 2,714    | 691      | NA      | Unknown     |
|   | Quadro K4000                                | 2,713    | 418      | 80      | Workstation |
|  | Radeon RX 550                               | 2,703    | 488      | 50      | Desktop     |
|  | Barco MXRT 5500                             | 2,702    | 510      | NA      | Unknown     |
|  | Quadro 6000                                 | 2,701    | 447      | 204     | Workstation |
|  | Radeon HD 8950                              | 2,696    | 370      | 225     | Desktop     |
|  | GRID M10-2Q                                 | 2,692    | 74       | NA      | Unknown     |
|  | Intel Iris Xe                               | 2,690    | 341      | NA      | Unknown     |
|  | Radeon Ryzen 7 5800HS                       | 2,687    | 641      | NA      | Unknown     |
|  | Ryzen 7 Pro 4750G with Radeon Graphics      | 2,682    | 703      | NA      | Unknown     |
|  | GeForce GTX 465                             | 2,679    | 467      | 200     | Desktop     |
|  | Radeon Eng Sample: 100-000000300-40_Y       | 2,670    | 747      | NA      | Unknown     |
|  | Ryzen 7 5700GE with Radeon Graphics         | 2,656    | 858      | NA      | Unknown     |
|  | FirePro R5000                               | 2,647    | 625      | NA      | Unknown     |
|  | GRID P6-4A                                  | 2,639    | 42       | NA      | Unknown     |
|  | MONSTER GeForce GTX 675M                    | 2,637    | 686      | NA      | Unknown     |
|  | Ryzen 7 PRO 7730U with Radeon Graphics      | 2,634    | 676      | NA      | Unknown     |
|  | Quadro K4100M                               | 2,627    | 320      | 100     | Workstation |
|  | Radeon HD 6950                              | 2,627    | 431      | 200     | Desktop     |
|  | Radeon Ryzen 7 4700GE                       | 2,610    | 661      | NA      | Unknown     |
|  | Radeon Ryzen 7 PRO 4750G                    | 2,607    | 692      | NA      | Unknown     |
|  | GRID M10-8Q                                 | 2,606    | 557      | NA      | Unknown     |
|  | Radeon RX Vega 11 Ryzen 7 3700U             | 2,602    | 528      | NA      | Unknown     |
|  | Ryzen 5 5600GE with Radeon Graphics         | 2,602    | 886      | NA      | Unknown     |
|  | GRID T4-2B                                  | 2,601    | 62       | NA      | Unknown     |
|  | GeForce GTX 950A                            | 2,598    | 273      | NA      | Unknown     |
|  | Radeon Ryzen 7 4700G                        | 2,597    | 714      | NA      | Unknown     |
|  | Radeon Eng Sample: 100-000000371-40_42/18_Y | 2,591    | 549      | NA      | Unknown     |
|  | GeForce GTX 950M                            | 2,583    | 216      | 75      | Mobile      |
|  | Ryzen 5 5600G with Radeon Graphics          | 2,576    | 777      | NA      | Unknown     |
|  | Radeon Ryzen 9 4900H                        | 2,559    | 664      | NA      | Unknown     |
|  | Ryzen 7 PRO 4750GE with Radeon Graphics     | 2,550    | 683      | NA      | Unknown     |
|  | Ryzen 7 PRO 5750GE with Radeon Graphics     | 2,546    | 805      | NA      | Unknown     |
|  | GRID K240Q                                  | 2,541    | 212      | NA      | Workstation |
|  | Radeon HD 6850 X2                           | 2,534    | 373      | NA      | Unknown     |
|  | Ryzen 9 5980HS with Radeon Graphics         | 2,534    | 830      | NA      | Unknown     |
|  | GeForce GTX 650 Ti                          | 2,531    | 406      | 110     | Desktop     |



|   | Videocard Name                              | G3D Mark | G2D Mark | TDP (W) | Category    |
|---|---|----------|----------|---------|-------------|
|     | FireStream 9370                             | 2,528    | 763      | 225     | Workstation |
|    | N18E-Q1                                     | 2,525    | 547      | NA      | Unknown     |
|    | Radeon Ryzen 5 5600GE                       | 2,520    | 725      | NA      | Unknown     |
|    | GeForce GTX 850M                            | 2,519    | 225      | 40      | Mobile      |
|    | Radeon Ryzen 7 PRO 7730U                    | 2,517    | 623      | NA      | Unknown     |
|    | Radeon Pro WX 3100                          | 2,510    | 420      | 50      | Workstation |
|    | Radeon Ryzen 7 7730U                        | 2,506    | 630      | NA      | Unknown     |
|    | Ryzen 5 PRO 5650G with Radeon Graphics      | 2,501    | 856      | NA      | Unknown     |
|    | Ryzen 7 4700GE with Radeon Graphics         | 2,496    | 761      | NA      | Unknown     |
|    | GeForce GT 1030                             | 2,483    | 446      | 30      | Desktop     |
|    | Barco MXRT 5600                             | 2,466    | 644      | NA      | Unknown     |
|    | GeForce MX330                               | 2,465    | 229      | NA      | Unknown     |
|    | Radeon Eng Sample: 100-000000146-40_42/35_Y | 2,464    | 730      | NA      | Unknown     |
|    | Ryzen 5 PRO 5650GE with Radeon Graphics     | 2,459    | 831      | NA      | Unknown     |
|    | FirePro 3D V8800                            | 2,438    | 632      | 208     | Workstation |
|    | GeForce MX250                               | 2,437    | 244      | NA      | Unknown     |
|    | Radeon Pro WX 3200                          | 2,422    | 446      | 65      | Mobile      |
|    | Ryzen 7 PRO 5750G with Radeon Graphics      | 2,421    | 823      | NA      | Unknown     |
|    | Radeon Ryzen 5 5600H                        | 2,419    | 649      | NA      | Unknown     |
|    | Ryzen 5 Pro 4650G with Radeon Graphics      | 2,419    | 678      | NA      | Unknown     |
|   | Radeon Eng Sample: 100-000000262-30_Y       | 2,416    | 785      | NA      | Unknown     |
|  | GeForce GTX 960A                            | 2,411    | 631      | NA      | Unknown     |
|  | Ryzen 5 5600H with Radeon Graphics          | 2,411    | 631      | NA      | Unknown     |
|  | Radeon Ryzen 7 5800U                        | 2,410    | 664      | NA      | Unknown     |
|  | Radeon RX Vega 11 PRD                       | 2,402    | 601      | NA      | Unknown     |
|  | Ryzen 7 7730U with Radeon Graphics          | 2,400    | 647      | NA      | Unknown     |
|  | Radeon Ryzen 7 5825U                        | 2,386    | 614      | NA      | Unknown     |
|  | Ryzen 5 4600G with Radeon Graphics          | 2,383    | 623      | NA      | Unknown     |
|  | Radeon Pro WX 4150                          | 2,381    | 428      | 50      | Mobile      |
|  | Radeon Ryzen 5 PRO 4655G                    | 2,376    | 710      | NA      | Unknown     |
|  | Radeon Eng Sample: 100-000000285-40_Y       | 2,365    | 617      | NA      | Unknown     |
|  | Radeon Ryzen 7 7700X 8-Core                 | 2,363    | 614      | NA      | Unknown     |
|  | Radeon Ryzen 5 PRO 4655GE                   | 2,362    | 639      | NA      | Unknown     |
|  | GeForce GTX 485M                            | 2,360    | 479      | 100     | Mobile      |
|  | FirePro W6150M                              | 2,358    | 286      | NA      | Unknown     |
|  | Ryzen 7 5800U with Radeon Graphics          | 2,358    | 687      | NA      | Unknown     |
|  | Ryzen 5 7530U with Radeon Graphics          | 2,356    | 636      | NA      | Unknown     |
|  | Ryzen 7 4800U with Radeon Graphics          | 2,344    | 570      | NA      | Unknown     |
|  | P106-090                                    | 2,343    | 101      | NA      | Unknown     |
|  | Radeon RX Vega - Renoir Ryzen 3 5300U       | 2,340    | 536      | NA      | Unknown     |
|  | Ryzen 3 PRO 5350G with Radeon Graphics      | 2,337    | 781      | NA      | Unknown     |
|  | GRID M10-2B                                 | 2,333    | 201      | NA      | Unknown     |
|  | Radeon R9 M470                              | 2,331    | 307      | 75      | Mobile      |
|  | Radeon Pro                                  | 2,325    | 618      | NA      | Unknown     |
|  | Ryzen 7 5825U with Radeon Graphics          | 2,319    | 646      | NA      | Unknown     |
|  | GRID M10-1B                                 | 2,310    | 417      | NA      | Unknown     |
|  | Radeon HD 5970                              | 2,308    | 419      | 294     | Desktop     |
|  | Ryzen 5 PRO 4400G with Radeon Graphics      | 2,306    | 599      | NA      | Unknown     |
|  | FirePro V7900                               | 2,305    | 336      | 150     | Workstation |
|  | Radeon Ryzen 7 4800U                        | 2,298    | 566      | NA      | Unknown     |
|  | Radeon Ryzen 5 4400G                        | 2,296    | 692      | NA      | Unknown     |
|  | Radeon Ryzen 5 PRO 5650G                    | 2,296    | 753      | NA      | Unknown     |
|  | Radeon Ryzen 7 PRO 4750GE                   | 2,294    | 625      | NA      | Unknown     |
|  | Radeon Ryzen 7 5700U                        | 2,292    | 520      | NA      | Unknown     |
|  | Radeon Ryzen 5 PRO 5650GE                   | 2,287    | 765      | NA      | Unknown     |
|  | Radeon Ryzen 7 Microsoft Surface Edition    | 2,283    | 523      | NA      | Unknown     |


































|   | Videocard Name                           | G3D Mark | G2D Mark | TDP (W) | Category            |
|---|--|----------|----------|---------|---------------------|
|     | FirePro V8800                            | 2,281    | 445      | NA      | Unknown             |
|    | Radeon RX 550X                           | 2,281    | 433      | 50      | Desktop             |
|    | Radeon RX Vega Ryzen 5 5500U             | 2,280    | 582      | NA      | Unknown             |
|    | GeForce MX150                            | 2,278    | 214      | 25      | Mobile              |
|    | Quadro K3100M                            | 2,273    | 320      | 75      | Workstation         |
|    | Radeon Ryzen 7 5800HS Creator Edition    | 2,271    | 576      | NA      | Unknown             |
|    | Radeon HD 6970M                          | 2,270    | 656      | 75      | Mobile              |
|    | Radeon R7 250X                           | 2,269    | 637      | 95      | Desktop             |
|    | Ryzen 7 PRO 5850U with Radeon Graphics   | 2,266    | 655      | NA      | Unknown             |
|    | Intel HD 5600                            | 2,264    | 463      | NA      | Unknown             |
|    | Ryzen 5 PRO 7530U with Radeon Graphics   | 2,264    | 605      | NA      | Unknown             |
|    | GeForce GTX 460                          | 2,253    | 384      | 150     | Desktop             |
|    | Ryzen 3 4300GE with Radeon Graphics      | 2,252    | 671      | NA      | Unknown             |
|    | Ryzen 5 4600H with Radeon Graphics       | 2,250    | 566      | NA      | Unknown             |
|    | Ryzen 7 5700U with Radeon Graphics       | 2,247    | 567      | NA      | Unknown             |
|    | Intel UHD Graphics P630                  | 2,241    | 330      | NA      | Unknown             |
|    | Quadro K620                              | 2,240    | 470      | 45      | Workstation         |
|    | Ryzen 3 PRO 5350GE with Radeon Graphics  | 2,234    | 779      | NA      | Unknown             |
|    | Intel Iris Pro P580                      | 2,231    | 509      | NA      | Unknown             |
|    | Ryzen 7 Extreme Edition                  | 2,227    | 527      | NA      | Unknown             |
|   | GRID P100-1B                             | 2,223    | 544      | NA      | Unknown             |
|  | Radeon HD 6870                           | 2,217    | 404      | 151     | Desktop             |
|  | Radeon HD 5870                           | 2,215    | 400      | 228     | Desktop             |
|  | Radeon Ryzen 5 7530U                     | 2,211    | 632      | NA      | Unknown             |
|  | Ryzen 7 4700G with Radeon Graphics       | 2,187    | 671      | NA      | Unknown             |
|  | Ryzen 5 5600U with Radeon Graphics       | 2,182    | 639      | NA      | Unknown             |
|  | Radeon HD 7770                           | 2,170    | 462      | 80      | Desktop             |
|  | Radeon Ryzen 5 5625U                     | 2,169    | 580      | NA      | Unknown             |
|  | FirePro M6100                            | 2,165    | 319      | NA      | Workstation         |
|  | Ryzen 3 Pro 4350G with Radeon Graphics   | 2,164    | 630      | NA      | Unknown             |
|  | Radeon RX Vega 11 Ryzen 5 3400G          | 2,161    | 496      | NA      | Unknown             |
|  | GeForce GTX 745                          | 2,149    | 471      | 55      | Desktop             |
|  | Quadro M600M                             | 2,146    | 371      | 30      | Mobile, Workstation |
|  | Radeon Ryzen 7 4850U Mobile              | 2,138    | 519      | NA      | Unknown             |
|  | RadeonT RX Vega 11                       | 2,131    | 431      | NA      | Unknown             |
|  | Radeon Ryzen 3 PRO 7330U                 | 2,126    | 671      | NA      | Unknown             |
|  | Radeon Ryzen 5 5500U                     | 2,124    | 510      | NA      | Unknown             |
|  | Radeon RX Vega 11                        | 2,122    | 528      | NA      | Desktop             |
|  | Ryzen 5 5560U with Radeon Graphics       | 2,114    | 598      | NA      | Unknown             |
|  | Ryzen 7 4800H with Radeon Graphics       | 2,113    | 585      | NA      | Unknown             |
|  | GeForce 945M                             | 2,108    | 255      | NA      | Unknown             |
|  | Quadro P520                              | 2,106    | 245      | NA      | Unknown             |
|  | Radeon TM R9 A360                        | 2,105    | 718      | NA      | Unknown             |
|  | FirePro M5100                            | 2,103    | 800      | NA      | Workstation         |
|  | Ryzen 5 PRO 4650GE with Radeon Graphics  | 2,097    | 627      | NA      | Unknown             |
|  | Radeon Ryzen 5 5600U                     | 2,095    | 620      | NA      | Unknown             |
|  | Radeon Ryzen 5 Microsoft Surface Edition | 2,085    | 520      | NA      | Unknown             |
|  | Radeon Ryzen 5 PRO 4500U                 | 2,078    | 557      | NA      | Unknown             |
|  | GeForce GTX 580M                         | 2,074    | 349      | 100     | Mobile              |
|  | GRID M6-1Q                               | 2,069    | 423      | NA      | Unknown             |
|  | Ryzen 7 PRO 5875U with Radeon Graphics   | 2,067    | 650      | NA      | Unknown             |
|  | Ryzen 5 PRO 5650U with Radeon Graphics   | 2,064    | 647      | NA      | Unknown             |
|  | Radeon R9 M385                           | 2,061    | 244      | 70      | Mobile              |
|  | Quadro 5000M                             | 2,060    | 426      | 100     | Workstation         |
|  | Radeon RX Vega 11 Ryzen 5 3400GE         | 2,057    | 557      | NA      | Unknown             |
|  | Radeon Ryzen 7 4700U                     | 2,054    | 542      | NA      | Unknown             |



















|   | Videocard Name                          | G3D Mark | G2D Mark | TDP (W) | Category            |
|---|---|----------|----------|---------|---------------------|
|     | Radeon Ryzen 7 PRO 4750U                | 2,046    | 544      | NA      | Unknown             |
|    | Ryzen 3 4300G with Radeon Graphics      | 2,040    | 619      | NA      | Unknown             |
|    | Ryzen 7 4700U with Radeon Graphics      | 2,034    | 553      | NA      | Unknown             |
|    | Ryzen 7 PRO 4750U with Radeon Graphics  | 2,030    | 548      | NA      | Unknown             |
|    | FirePro V7800                           | 2,028    | 307      | NA      | Unknown             |
|    | Radeon Vega 11 Ryzen 5 PRO 3350G        | 2,023    | 531      | NA      | Unknown             |
|    | Radeon R9 350                           | 2,019    | 539      | 60      | Desktop             |
|    | GeForce GTX 460 SE                      | 2,011    | 366      | 150     | Desktop             |
|    | Radeon Pro W5500M                       | 2,010    | 533      | 85      | Mobile              |
|    | Radeon Ryzen 5 5560U                    | 2,008    | 602      | NA      | Unknown             |
|    | Ryzen 5 5500U with Radeon Graphics      | 2,008    | 544      | NA      | Unknown             |
|    | Ryzen 5 PRO 4500U with Radeon Graphics  | 2,008    | 564      | NA      | Unknown             |
|    | GeForce GT 645                          | 2,006    | 443      | NA      | Unknown             |
|    | Ryzen 3 5300GE with Radeon Graphics     | 2,005    | 761      | NA      | Unknown             |
|    | Radeon Ryzen Embedded V2718             | 1,999    | 554      | NA      | Unknown             |
|    | Radeon R9 M385X                         | 1,994    | 267      | 75      | Mobile              |
|    | GeForce GTX 765M                        | 1,992    | 287      | 65      | Mobile              |
|    | Ryzen 5 5625U with Radeon Graphics      | 1,991    | 587      | NA      | Unknown             |
|    | Radeon Ryzen 5 7600 6-Core              | 1,988    | 570      | NA      | Unknown             |
|    | Ryzen 3 PRO 7330U with Radeon Graphics  | 1,985    | 626      | NA      | Unknown             |
|   | Intel Iris Pro 580                      | 1,984    | 364      | NA      | Unknown             |
|  | Radeon R7 + R7 350 Dual                 | 1,982    | 552      | NA      | Unknown             |
|  | Radeon HD 5850                          | 1,980    | 403      | 151     | Desktop             |
|  | Radeon Ryzen 7 PRO 5875U                | 1,980    | 579      | NA      | Unknown             |
|  | Intel Iris Xe MAX                       | 1,972    | 311      | NA      | Unknown             |
|  | Radeon HD 6850                          | 1,971    | 433      | 127     | Desktop             |
|  | Radeon R7 + HD 7700 Dual                | 1,962    | 498      | NA      | Unknown             |
|  | Radeon Vega 11 Ryzen 5 PRO 3400G        | 1,960    | 453      | NA      | Unknown             |
|  | Radeon HD 7660D + HD 7700 Dual          | 1,958    | 495      | NA      | Unknown             |
|  | GeForce GTX 470M                        | 1,953    | 413      | 50      | Mobile              |
|  | Radeon RX 640                           | 1,952    | 341      | 50      | Desktop, Mobile     |
|  | Radeon R7 450                           | 1,941    | 543      | 65      | Desktop             |
|  | Ryzen 3 5300G with Radeon Graphics      | 1,941    | 719      | NA      | Unknown             |
|  | GeForce GTX 670MX                       | 1,939    | 322      | 75      | Mobile              |
|  | Qualcomm Adreno 8cx Gen 3               | 1,933    | 213      | NA      | Unknown             |
|  | Radeon Vega 8 Ryzen 3 3200G             | 1,933    | 464      | NA      | Unknown             |
|  | Radeon Pro WX 4130                      | 1,928    | 355      | 50      | Mobile              |
|  | Intel Iris Xe MAX 100                   | 1,927    | 413      | NA      | Unknown             |
|  | GeForce GTX 675M                        | 1,925    | 314      | 100     | Mobile              |
|  | Quadro 5000                             | 1,924    | 377      | 152     | Workstation         |
|  | Radeon RX 570X                          | 1,923    | 750      | 120     | Desktop             |
|  | Radeon HD 7560D + 7700 Dual             | 1,919    | 518      | NA      | Unknown             |
|  | GeForce GTX 560 SE                      | 1,914    | 423      | 150     | Desktop             |
|  | Quadro K4000M                           | 1,909    | 298      | 100     | Workstation         |
|  | Matrox C680 PCIe x16                    | 1,904    | 700      | NA      | Unknown             |
|  | Radeon HD 7700-serie                    | 1,899    | 533      | NA      | Unknown             |
|  | RadeonT Vega 8                          | 1,894    | 355      | NA      | Unknown             |
|  | Radeon HD 8670D + HD 7700 Dual          | 1,892    | 446      | NA      | Unknown             |
|  | Ryzen 3 PRO 4350GE with Radeon Graphics | 1,889    | 600      | NA      | Unknown             |
|  | Ryzen 5 4600U with Radeon Graphics      | 1,885    | 557      | NA      | Unknown             |
|  | RTX 2060                                | 1,882    | 33       | NA      | Unknown             |
|  | Radeon RX 540                           | 1,878    | 381      | NA      | Desktop             |
|  | GeForce GTX 460 v2                      | 1,872    | 418      | 160     | Desktop             |
|  | Quadro M520                             | 1,870    | 227      | 25      | Mobile, Workstation |
|  | GeForce GTX 645                         | 1,869    | 426      | 64      | Desktop             |
|  | FirePro 3D V7800                        | 1,867    | 562      | 138     | Workstation         |








|   | Videocard Name                                     | G3D Mark | G2D Mark | TDP (W) | Category            |
|---|--|----------|----------|---------|---------------------|
|     | Radeon Ryzen Embedded R2544                        | 1,865    | 443      | NA      | Unknown             |
|    | GeForce GTX 570M                                   | 1,864    | 358      | 75      | Mobile              |
|    | GeForce MX130                                      | 1,864    | 198      | NA      | Unknown             |
|    | Radeon Eng Sample: 100-000000287-40_Y              | 1,862    | 586      | NA      | Unknown             |
|    | Radeon RX Vega 11 Ryzen 7 3750H                    | 1,856    | 414      | NA      | Unknown             |
|    | GeForce 945A                                       | 1,852    | 716      | NA      | Unknown             |
|    | Intel UHD Graphics 770                             | 1,850    | 462      | NA      | Unknown             |
|    | Radeon R9 M360                                     | 1,842    | 464      | NA      | Unknown             |
|    | Radeon Ryzen Embedded V2748                        | 1,842    | 600      | NA      | Unknown             |
|    | FirePro M5100 FireGL V                             | 1,839    | 867      | NA      | Unknown             |
|    | GeForce MX230                                      | 1,838    | 217      | NA      | Unknown             |
|    | GRID M60-0B  | 1,838    | 596      | NA      | Unknown             |
|    | Radeon HD 8570D + HD 7700 Dual                     | 1,835    | 466      | NA      | Unknown             |
|    | Radeon RX Vega 11 Processor                        | 1,829    | 465      | NA      | Unknown             |
|    | Radeon Vega 11 Ryzen 5 PRO 3400GE w/               | 1,829    | 461      | NA      | Unknown             |
|    | MxGPU  | 1,826    | 479      | NA      | Unknown             |
|    | Radeon Vega 11                                     | 1,824    | 494      | NA      | Unknown             |
|    | FirePro M6000                                      | 1,820    | 776      | NA      | Workstation         |
|    | Radeon RX Vega 10 Ryzen 7 3750H                    | 1,820    | 387      | NA      | Unknown             |
|    | Intel Iris Plus                                    | 1,819    | 314      | NA      | Unknown             |
|   | Radeon Pro WX 2100                                 | 1,818    | 399      | 35      | Mobile              |
|  | Ryzen 5 4500U with Radeon Graphics                 | 1,817    | 535      | NA      | Unknown             |
|  | Radeon Ryzen 5 PRO 5675U                           | 1,813    | 578      | NA      | Unknown             |
|  | Matrox C900 PCIe x16                               | 1,812    | 761      | NA      | Unknown             |
|  | Embedded Radeon E9173                              | 1,807    | 352      | NA      | Unknown             |
|  | Radeon HD 8870M / R9 M270X / M370X                 | 1,800    | 679      | NA      | Unknown             |
|  | Ryzen 3 PRO 4200G with Radeon Graphics             | 1,799    | 705      | NA      | Unknown             |
|  | Radeon Ryzen 5 4600GE with Radeon Graphics         | 1,793    | 612      | NA      | Unknown             |
|  | Radeon HD 8670D + 7700 Dual                        | 1,789    | 572      | NA      | Unknown             |
|  | Radeon Ryzen 3 PRO 5450U                           | 1,782    | 540      | NA      | Unknown             |
|  | Radeon RX Vega 10 Ryzen 5 3500U                    | 1,778    | 456      | NA      | Unknown             |
|  | Quadro 5010M                                       | 1,772    | 315      | 100     | Workstation         |
|  | Radeon 550   | 1,772    | 479      | NA      | Unknown             |
|  | PCIIVEN_1002&DEV_164E&SUBSYS_D0001458&REV_C6 Ryzen | 1,769    | 582      | NA      | Unknown             |
|  | PCIIVEN_1002&DEV_164E&SUBSYS_D0001458&REV_C7 Ryzen | 1,767    | 606      | NA      | Unknown             |
|  | Ryzen 3 7330U with Radeon Graphics                 | 1,759    | 589      | NA      | Unknown             |
|  | GeForce GTX 650                                    | 1,753    | 358      | 64      | Desktop             |
|  | FirePro M6000 Mobility Pro                         | 1,750    | 327      | NA      | Unknown             |
|  | Radeon Ryzen 5 PRO 7645 6-Core                     | 1,749    | 550      | NA      | Unknown             |
|  | Ryzen 3 PRO 4200GE with Radeon Graphics            | 1,748    | 593      | NA      | Unknown             |
|  | Intel Iris Plus 655                                | 1,746    | 363      | NA      | Unknown             |
|  | Intel UHD Graphics 750                             | 1,742    | 345      | NA      | Unknown             |
|  | Radeon Vega 8 Ryzen 3 PRO 3200G                    | 1,741    | 407      | NA      | Unknown             |
|  | Firepro W5170M                                     | 1,733    | 376      | NA      | Mobile, Workstation |
|  | Ryzen 5 PRO 5675U with Radeon Graphics             | 1,733    | 587      | NA      | Unknown             |
|  | Radeon Ryzen 9 PRO 7945 12-Core                    | 1,731    | 586      | NA      | Unknown             |
|  | Radeon HD 5830                                     | 1,730    | 395      | 175     | Desktop             |
|  | Intel Iris Plus 645                                | 1,727    | 389      | NA      | Unknown             |
|  | Intel UHD Graphics P750                            | 1,727    | 444      | NA      | Unknown             |
|  | Radeon Ryzen 5 7600X 6-Core                        | 1,725    | 557      | NA      | Unknown             |
|  | Radeon Ryzen 3 7330U                               | 1,724    | 526      | NA      | Unknown             |
|  | Radeon Vega 8 Ryzen 3 3200GE                       | 1,722    | 518      | NA      | Unknown             |
|  | Radeon R9 M375X                                    | 1,721    | 314      | NA      | Mobile              |
|  | Ryzen 5 PRO 4650U with Radeon Graphics             | 1,719    | 521      | NA      | Unknown             |




|   | Videocard Name                                     | G3D Mark | G2D Mark | TDP (W) | Category        |
|---|--|----------|----------|---------|-----------------|
|     | GeForce GTX 670M                                   | 1,718    | 300      | 75      | Mobile          |
|    | Radeon Ryzen 7 7700 8-Core                         | 1,714    | 550      | NA      | Unknown         |
|    | GeForce GTX 760M                                   | 1,710    | 235      | 55      | Mobile          |
|    | Radeon HD 6900M                                    | 1,703    | 360      | NA      | Unknown         |
|    | Radeon HD 7750                                     | 1,698    | 418      | 55      | Desktop         |
|    | Radeon Ryzen 7 7800X3D 8-Core                      | 1,697    | 551      | NA      | Unknown         |
|    | Radeon E8860                                       | 1,686    | 436      | NA      | Unknown         |
|    | Radeon Eng Sample: 100-000000263-30_Y              | 1,684    | 708      | NA      | Unknown         |
|    | PCI\VEN_1002&DEV_164E&SUBSYS_D0001458&REV_C2 Ryzen | 1,681    | 576      | NA      | Unknown         |
|    | Ryzen 3 5425U with Radeon Graphics                 | 1,677    | 545      | NA      | Unknown         |
|    | Radeon Vega 8 Ryzen 5 3550H                        | 1,673    | 352      | NA      | Unknown         |
|    | Radeon R7 M380                                     | 1,669    | 534      | NA      | Unknown         |
|    | GeForce GT 755M                                    | 1,664    | 318      | 50      | Mobile          |
|    | FirePro W600                                       | 1,662    | 597      | 75      | Workstation     |
|    | PCI\VEN_1002&DEV_164E&SUBSYS_D0001458&REV_C3 Ryzen | 1,654    | 583      | NA      | Unknown         |
|    | Radeon HD HD7850M                                  | 1,652    | 686      | NA      | Unknown         |
|    | Quadro K3000M                                      | 1,646    | 337      | 75      | Workstation     |
|    | Radeon RX Vega 10                                  | 1,646    | 379      | NA      | Unknown         |
|    | Radeon Ryzen 9 7950X3D 16-Core                     | 1,641    | 535      | NA      | Unknown         |
|    | Radeon HD 8870M                                    | 1,638    | 629      | NA      | Mobile          |
|   | FirePro M4000 Mobility Pro                         | 1,628    | 448      | NA      | Unknown         |
|  | Intel UHD Graphics 730                             | 1,628    | 378      | NA      | Unknown         |
|  | Intel Iris Pro P6300                               | 1,626    | 572      | NA      | Unknown         |
|  | Ryzen 3 5400U with Radeon Graphics                 | 1,625    | 565      | NA      | Unknown         |
|  | Radeon R7 M465X                                    | 1,624    | 440      | NA      | Unknown         |
|  | Radeon Vega 8 Ryzen 3 PRO 3200GE w/                | 1,622    | 461      | NA      | Unknown         |
|  | GeForce GTX 480M                                   | 1,617    | 458      | 100     | Mobile          |
|  | Ryzen 7 2700U with Radeon Vega                     | 1,617    | 442      | NA      | Unknown         |
|  | FirePro M4000                                      | 1,612    | 412      | NA      | Workstation     |
|  | Radeon Vega 10 Ryzen 7 PRO 3700U w/                | 1,612    | 359      | NA      | Unknown         |
|  | Radeon HD 6790                                     | 1,606    | 370      | 150     | Desktop         |
|  | Radeon RX Vega11                                   | 1,605    | 405      | NA      | Unknown         |
|  | Seria Radeon HD 7700                               | 1,604    | 201      | NA      | Unknown         |
|  | Quadro P500  | 1,603    | 242      | NA      | Unknown         |
|  | Quadro P400  | 1,601    | 415      | 30      | Workstation     |
|  | Ryzen 3 PRO 5450U with Radeon Graphics             | 1,601    | 538      | NA      | Unknown         |
|  | Radeon Ryzen 3 5425U                               | 1,597    | 537      | NA      | Unknown         |
|  | Intel Iris Plus 650                                | 1,585    | 376      | NA      | Mobile          |
|  | Radeon RX Vega 10 Ryzen 7 PRO 3700U w/             | 1,585    | 356      | NA      | Unknown         |
|  | Radeon Vega 8                                      | 1,585    | 415      | NA      | Desktop, Mobile |
|  | Radeon Vega 9                                      | 1,582    | 408      | NA      | Unknown         |
|  | Radeon Ryzen 3 5300U                               | 1,580    | 462      | NA      | Unknown         |
|  | Quadro K2000D                                      | 1,577    | 413      | 51      | Workstation     |
|  | Radeon R9 M275X / M375                             | 1,575    | 467      | 50      | Mobile          |
|  | Radeon Athlon Gold PRO 4150GE                      | 1,574    | 613      | NA      | Unknown         |
|  | GeForce GTX 555                                    | 1,572    | 447      | 150     | Desktop         |
|  | Radeon RX Vega 11 Ryzen 5 3350G                    | 1,572    | 446      | NA      | Unknown         |
|  | Quadro K2000                                       | 1,570    | 377      | 51      | Workstation     |
|  | Radeon Vega 10                                     | 1,568    | 371      | NA      | Unknown         |
|  | Radeon HD 7560D + HD 6670 Dual                     | 1,555    | 652      | NA      | Unknown         |
|  | Radeon HD 8470D + HD 7500 Dual                     | 1,545    | 465      | NA      | Unknown         |
|  | Ryzen 3 5300U with Radeon Graphics                 | 1,545    | 505      | NA      | Unknown         |
|  | Ryzen 3 PRO 4300U with Radeon Graphics             | 1,543    | 539      | NA      | Unknown         |
|  | Ryzen 3 PRO 4450U with Radeon Graphics             | 1,541    | 547      | NA      | Unknown         |

|   | Videocard Name                                     | G3D Mark | G2D Mark | TDP (W) | Category    |
|---|--|----------|----------|---------|-------------|
|     | GeForce GTX 550 Ti                                 | 1,540    | 368      | 116     | Desktop     |
|    | FirePro V8700                                      | 1,539    | 527      | NA      | Unknown     |
|    | FirePro W4100                                      | 1,539    | 479      | 50      | Workstation |
|    | Radeon R9 M275X                                    | 1,537    | 307      | NA      | Unknown     |
|    | Radeon Ryzen Embedded V2516                        | 1,528    | 532      | NA      | Unknown     |
|    | Radeon Vega 6 Ryzen 3 3350U                        | 1,527    | 334      | NA      | Unknown     |
|    | Radeon R9 M370X                                    | 1,517    | 351      | 50      | Mobile      |
|    | GeForce GTX 285                                    | 1,516    | 82       | 204     | Desktop     |
|    | Radeon HD 4890                                     | 1,514    | 86       | 190     | Desktop     |
|    | Radeon RX Vega 10 Ryzen 7 3700U                    | 1,514    | 330      | NA      | Unknown     |
|    | GeForce 940MX                                      | 1,510    | 171      | NA      | Unknown     |
|    | GeForce 845M                                       | 1,507    | 217      | NA      | Mobile      |
|    | Radeon HD 7870M                                    | 1,507    | 556      | 45      | Mobile      |
|    | Ryzen 5 2500U with Radeon Vega                     | 1,503    | 388      | NA      | Unknown     |
|    | Radeon 550X  | 1,494    | 249      | NA      | Unknown     |
|    | Radeon HD 6670 + 7660D Dual                        | 1,492    | 483      | NA      | Unknown     |
|    | GeForce GT 740                                     | 1,491    | 341      | 64      | Desktop     |
|    | Radeon RX Vega 8                                   | 1,487    | 391      | NA      | Unknown     |
|    | Radeon Ryzen 7 PRO 7745 8-Core                     | 1,487    | 486      | NA      | Unknown     |
|    | Radeon HD 7660D + HD 6670 Dual                     | 1,485    | 515      | NA      | Unknown     |
|   | Radeon R9 M365X                                    | 1,482    | 446      | 50      | Mobile      |
|  | Radeon Ryzen Embedded R2514                        | 1,482    | 396      | NA      | Unknown     |
|  | Radeon Vega 10 Mobile                              | 1,481    | 340      | NA      | Unknown     |
|  | Quadro 4000  | 1,478    | 378      | 142     | Workstation |
|  | Intel UHD Graphics                                 | 1,477    | 261      | NA      | Unknown     |
|  | Radeon R7 FX-9830P RADEON                          | 1,476    | 228      | NA      | Unknown     |
|  | Radeon R9 255                                      | 1,457    | 394      | NA      | Desktop     |
|  | GeForce MX110                                      | 1,453    | 191      | NA      | Unknown     |
|  | Intel Iris Pro Graphics 6200                       | 1,450    | 569      | NA      | Unknown     |
|  | GeForce GTX 660M                                   | 1,445    | 263      | 50      | Mobile      |
|  | Ryzen 5 PRO 4400GE with Radeon Graphics            | 1,442    | 563      | NA      | Unknown     |
|  | Radeon Eng Sample: 100-000000085-40_35/24_Y        | 1,441    | 554      | NA      | Unknown     |
|  | Radeon HD 8470D + HD 6670 Dual                     | 1,436    | 512      | NA      | Unknown     |
|  | Radeon Vega 9 Ryzen 5 Microsoft Surface Edition    | 1,435    | 336      | NA      | Unknown     |
|  | Radeon Ryzen 7 3700U                               | 1,434    | 352      | NA      | Unknown     |
|  | Intel Iris 650                                     | 1,433    | 644      | NA      | Unknown     |
|  | Radeon Ryzen 3 PRO 4355GE                          | 1,432    | 523      | NA      | Unknown     |
|  | Ryzen 3 PRO 5475U with Radeon Graphics             | 1,432    | 596      | NA      | Unknown     |
|  | GeForce GTX 275                                    | 1,427    | 87       | 219     | Desktop     |
|  | Radeon HD 7560D + 7670 Dual                        | 1,426    | 445      | NA      | Unknown     |
|  | Radeon R7 M370                                     | 1,418    | 676      | NA      | Mobile      |
|  | Intel Iris 550                                     | 1,415    | 306      | NA      | Unknown     |
|  | Radeon Vega 8 Mobile                               | 1,414    | 343      | NA      | Unknown     |
|  | Radeon Pro WX 4170                                 | 1,409    | 427      | 50      | Mobile      |
|  | Radeon Vega 8 Ryzen 5 PRO 3500U w/                 | 1,405    | 341      | NA      | Unknown     |
|  | Radeon Vega 6 Ryzen 3 PRO 3300U w/                 | 1,404    | 316      | NA      | Unknown     |
|  | Radeon 540X  | 1,402    | 298      | NA      | Unknown     |
|  | Radeon Vega 8 Ryzen 5 3500U                        | 1,401    | 335      | NA      | Unknown     |
|  | FirePro W5130M                                     | 1,396    | 301      | NA      | Unknown     |
|  | Radeon HD 7560D + HD 7670 Dual                     | 1,380    | 463      | NA      | Unknown     |
|  | Radeon HD 7850M                                    | 1,373    | 566      | 40      | Mobile      |
|  | Radeon HD 4870                                     | 1,366    | 48       | 150     | Desktop     |
|  | FirePro M40003                                     | 1,364    | 652      | NA      | Unknown     |
|  | Quadro K2100M                                      | 1,361    | 282      | 55      | Workstation |
|  | Radeon HD 8670D + 6670 Dual                        | 1,361    | 568      | NA      | Unknown     |
|  | Radeon RX Vega11 Ryzen 7 Microsoft Surface Edition | 1,357    | 288      | NA      | Unknown     |









|   | Videocard Name                                  | G3D Mark | G2D Mark | TDP (W) | Category    |
|---|---|----------|----------|---------|-------------|
|     | Ryzen 3 4300U with Radeon Graphics              | 1,349    | 481      | NA      | Unknown     |
|    | Radeon HD 7560D + HD 7700 Dual                  | 1,347    | 497      | NA      | Unknown     |
|    | Radeon 540                                      | 1,344    | 251      | NA      | Unknown     |
|    | Radeon HD 5770                                  | 1,344    | 331      | 108     | Desktop     |
|    | Intel Iris Plus 640                             | 1,342    | 342      | NA      | Mobile      |
|    | FireStream 9270                                 | 1,341    | 473      | 160     | Workstation |
|    | Radeon Vega 3 Athlon Gold 3150G                 | 1,334    | 467      | NA      | Unknown     |
|    | Quadro 4000M                                    | 1,324    | 269      | 100     | Workstation |
|    | GeForce GT 750M                                 | 1,318    | 240      | 50      | Mobile      |
|    | Radeon HD 8670D + HD 7600 Dual                  | 1,318    | 472      | NA      | Unknown     |
|    | FirePro M5950                                   | 1,314    | 574      | NA      | Workstation |
|    | GeForce GTS 450                                 | 1,314    | 299      | 106     | Desktop     |
|    | Radeon R7 PRO A8-8670E                          | 1,310    | 442      | NA      | Unknown     |
|    | GeForce 930A                                    | 1,309    | 223      | NA      | Unknown     |
|    | Radeon HD 4870 X2                               | 1,309    | 565      | 286     | Desktop     |
|    | Radeon Vega 6                                   | 1,309    | 345      | NA      | Unknown     |
|    | Radeon HD 8790M                                 | 1,306    | 751      | NA      | Mobile      |
|    | Tesla M2070-Q                                   | 1,306    | 444      | NA      | Unknown     |
|    | Radeon Vega 6 Ryzen 3 3300U                     | 1,301    | 331      | NA      | Unknown     |
|    | TENSOR 1.0 Driver Intel HD 630                  | 1,300    | 873      | NA      | Unknown     |
|    | GeForce GTX 280                                 | 1,299    | 62       | 236     | Desktop     |
|    | GeForce 930MX                                   | 1,298    | 195      | 17      | Mobile      |
|    | Radeon R7 PRO A6-9500 R5, 8 COMPUTE CORES 2C+6G | 1,293    | 290      | NA      | Unknown     |
|    | Radeon Vega 9 Ryzen 5 3550H                     | 1,287    | 370      | NA      | Unknown     |
|   | Radeon R7 A370                                  | 1,281    | 742      | NA      | Unknown     |
|  | FirePro 3D V8750                                | 1,272    | 542      | 154     | Workstation |
|  | Radeon 630                                      | 1,272    | 223      | NA      | Unknown     |
|  | FirePro V5900                                   | 1,270    | 360      | 75      | Workstation |
|  | Radeon HD 8570D + HD 6670 Dual                  | 1,261    | 537      | NA      | Unknown     |
|  | Radeon HD 7560D + HD 7600 Dual                  | 1,258    | 457      | NA      | Unknown     |
|  | Radeon Vega 8 Ryzen 5 3450U                     | 1,254    | 320      | NA      | Unknown     |
|  | Intel UHD Graphics 630                          | 1,249    | 302      | NA      | Unknown     |
|  | Radeon HD 6770                                  | 1,247    | 307      | 108     | Desktop     |
|  | Intel Iris 540                                  | 1,246    | 322      | NA      | Unknown     |
|  | Quadro 2000 D                                   | 1,239    | 594      | NA      | Unknown     |
|  | Radeon HD 8570D + 6570 Dual                     | 1,239    | 459      | NA      | Unknown     |
|  | Radeon HD 7660D + 6670 Dual                     | 1,238    | 524      | NA      | Unknown     |
|  | Radeon HD 7560D + HD 6570 Dual                  | 1,237    | 528      | NA      | Unknown     |
|  | Radeon R7 + R5 340 Dual                         | 1,235    | 471      | NA      | Unknown     |
|  | FirePro 3D V5800                                | 1,232    | 339      | 74      | Workstation |
|  | GeForce GTX 460M                                | 1,232    | 256      | 50      | Mobile      |
|  | Radeon R7 + R7 250 Dual                         | 1,232    | 576      | NA      | Unknown     |
|  | GeForce GT 745A                                 | 1,230    | 335      | NA      | Unknown     |
|  | GeForce GTX 260                                 | 1,230    | 63       | 202     | Desktop     |
|  | GeForce GTX 760A                                | 1,226    | 384      | NA      | Unknown     |
|  | RadeonT 610M                                    | 1,225    | 307      | NA      | Unknown     |
|  | GeForce GTX 560M                                | 1,222    | 254      | 75      | Mobile      |
|  | Radeon HD 8670D + HD 6670 Dual                  | 1,222    | 541      | NA      | Unknown     |
|  | Quadro FX 5800                                  | 1,217    | 103      | 189     | Workstation |
|  | Radeon HD 8790M / R9 M290X                      | 1,211    | 694      | NA      | Unknown     |
|  | GeForce GT 650M                                 | 1,209    | 234      | 45      | Mobile      |
|  | Radeon HD 7730                                  | 1,209    | 407      | 47      | Desktop     |
|  | FirePro 3D V8700                                | 1,206    | 515      | 151     | Workstation |
|  | N16P-GX   | 1,205    | 803      | NA      | Unknown     |
|  | Radeon HD 7660D + 7540D Dual                    | 1,204    | 547      | NA      | Unknown     |
|  | Radeon R9 M270X                                 | 1,204    | 306      | NA      | Mobile      |

|   | Videocard Name                 | G3D Mark | G2D Mark | TDP (W) | Category            |
|---|--------------------------------|----------|----------|---------|---------------------|
|     | Intel Iris Pro 5200            | 1,203    | 406      | NA      | Unknown             |
|    | GeForce GTX 295                | 1,202    | 121      | 289     | Desktop             |
|    | GeForce GPU                    | 1,200    | 161      | NA      | Mobile              |
|    | Radeon HD 7750M                | 1,191    | 693      | 28      | Mobile              |
|    | Radeon R7 +8G                  | 1,191    | 460      | NA      | Unknown             |
|    | Intel HD P630                  | 1,184    | 317      | NA      | Unknown             |
|    | GeForce 840A                   | 1,180    | 266      | NA      | Unknown             |
|    | GeForce GT 640                 | 1,180    | 291      | 65      | Desktop             |
|    | FirePro V5800                  | 1,176    | 272      | NA      | Unknown             |
|    | Quadro M500M                   | 1,174    | 188      | 30      | Mobile, Workstation |
|    | Firepro W4190M                 | 1,171    | 186      | NA      | Unknown             |
|    | Radeon R7 Opteron X3421        | 1,169    | 328      | NA      | Unknown             |
|    | FireStream 9250                | 1,165    | 465      | 150     | Workstation         |
|    | Quadro K620M                   | 1,162    | 158      | NA      | Unknown             |
|    | Barco MXRT 5400                | 1,161    | 457      | NA      | Unknown             |
|    | NVS 810                        | 1,161    | 298      | NA      | Unknown             |
|    | Radeon HD 5750                 | 1,161    | 336      | 86      | Desktop             |
|    | Intel Coffee Lake UHD          | 1,158    | 918      | NA      | Unknown             |
|    | Radeon R7 M465                 | 1,157    | 232      | NA      | Unknown             |
|    | Intel HD P530                  | 1,154    | 279      | NA      | Unknown             |
|   | Radeon Ryzen 9 7900X3D 12-Core | 1,147    | 380      | NA      | Unknown             |
|  | Radeon R7 A8-7690K             | 1,141    | 336      | NA      | Unknown             |
|  | Radeon HD 8850M / R9 M265X     | 1,140    | 741      | NA      | Unknown             |
|  | GeForce 830A                   | 1,138    | 487      | NA      | Unknown             |
|  | Radeon R7 M350                 | 1,134    | 237      | NA      | Unknown             |
|  | Radeon HD 4850 X2              | 1,132    | 542      | 250     | Desktop             |
|  | Radeon HD 7560D + 6670 Dual    | 1,131    | 501      | NA      | Unknown             |
|  | Radeon R7 A10-7870K            | 1,129    | 263      | NA      | Unknown             |
|  | Radeon HD 8650G + 7700M Dual   | 1,126    | 399      | NA      | Unknown             |
|  | GeForce 940M                   | 1,121    | 153      | 33      | Mobile              |
|  | Radeon HD 7660D + 7500 Dual    | 1,121    | 500      | NA      | Unknown             |
|  | FirePro M4170                  | 1,119    | 268      | NA      | Unknown             |
|  | Radeon 625                     | 1,119    | 221      | NA      | Unknown             |
|  | Radeon R7 A12-9800 RADEON      | 1,118    | 294      | NA      | Unknown             |
|  | Radeon R9 M265X                | 1,118    | 206      | NA      | Mobile              |
|  | Radeon R7 430                  | 1,117    | 398      | NA      | Unknown             |
|  | Radeon R7 M460                 | 1,117    | 208      | NA      | Unknown             |
|  | Radeon R9 M275                 | 1,115    | 569      | NA      | Mobile              |
|  | Intel HD 630                   | 1,109    | 266      | NA      | Unknown             |
|  | Radeon R7 A10-9700E RADEON     | 1,109    | 300      | NA      | Unknown             |
|  | GeForce 940A                   | 1,107    | 214      | NA      | Unknown             |
|  | Radeon 610M                    | 1,107    | 256      | NA      | Unknown             |
|  | GeForce GT 545                 | 1,102    | 323      | NA      | Unknown             |
|  | Quadro 2100M                   | 1,100    | 765      | NA      | Unknown             |
|  | Radeon HD 7660D + 6570 Dual    | 1,100    | 551      | NA      | Unknown             |
|  | GeForce GT 745M                | 1,096    | 179      | 45      | Mobile              |
|  | Radeon R5 PRO A6-9500 2C+6G    | 1,096    | 353      | NA      | Unknown             |
|  | Mobility Radeon HD 5870        | 1,093    | 216      | 50      | Mobile              |
|  | GeForce GTX 850M - MODDED      | 1,092    | 819      | NA      | Unknown             |
|  | Quadro K1100M                  | 1,085    | 252      | 45      | Workstation         |
|  | GeForce 920MX                  | 1,084    | 151      | NA      | Unknown             |
|  | Radeon R7 250                  | 1,083    | 290      | 75      | Desktop             |
|  | MIRRORV3                       | 1,081    | 421      | NA      | Unknown             |
|  | GeForce 840M                   | 1,080    | 148      | 30      | Mobile              |
|  | Barco MXRT 5450                | 1,079    | 478      | NA      | Unknown             |
|  | Intel UHD Graphics 710         | 1,077    | 291      | NA      | Unknown             |

















|   | Videocard Name                                  | G3D Mark | G2D Mark | TDP (W) | Category    |
|---|---|----------|----------|---------|-------------|
|     | Radeon R7 + R7 200 Dual                         | 1,077    | 282      | NA      | Unknown     |
|    | Radeon 535                                      | 1,072    | 195      | NA      | Unknown     |
|    | Radeon HD 8450G + 8600/8700M Dual               | 1,070    | 381      | NA      | Unknown     |
|    | Radeon Ryzen 5 3450U                            | 1,063    | 263      | NA      | Unknown     |
|    | Radeon HD 7660D + 7670 Dual                     | 1,062    | 494      | NA      | Unknown     |
|    | Radeon HD 7520G + 7700M Dual                    | 1,061    | 331      | NA      | Unknown     |
|    | Firepro M4100                                   | 1,059    | 623      | NA      | Workstation |
|    | FirePro W4170M                                  | 1,059    | 224      | NA      | Unknown     |
|    | OPAL XT/GL                                      | 1,053    | 640      | NA      | Unknown     |
|    | GeForce GTX 850A                                | 1,050    | 551      | NA      | Unknown     |
|    | Radeon HD 7670A                                 | 1,050    | 702      | NA      | Unknown     |
|    | Radeon R7 A12-9730P RADEON                      | 1,047    | 283      | NA      | Unknown     |
|    | Radeon R7 + R7 240 Dual                         | 1,045    | 374      | NA      | Unknown     |
|    | Radeon Vega 3 Athlon 300GE                      | 1,044    | 349      | NA      | Unknown     |
|    | Intel UHD Graphics 620                          | 1,041    | 246      | NA      | Desktop     |
|    | Radeon HD 8570D + 6670 Dual                     | 1,040    | 505      | NA      | Unknown     |
|    | Radeon HD 6750                                  | 1,035    | 268      | 86      | Desktop     |
|    | Radeon HD 8570D + HD 8570 Dual                  | 1,033    | 520      | NA      | Unknown     |
|    | Radeon HD 8600/8700M                            | 1,030    | 554      | NA      | Unknown     |
|    | Radeon R7 + R5 330 Dual                         | 1,028    | 531      | NA      | Unknown     |
|   | Radeon R7 340                                   | 1,027    | 364      | NA      | Unknown     |
|  | Radeon Vega 3 Mobile                            | 1,025    | 316      | NA      | Unknown     |
|  | Radeon R9 A375                                  | 1,024    | 232      | NA      | Unknown     |
|  | Radeon Vega 3 Athlon 3000G                      | 1,023    | 325      | NA      | Unknown     |
|  | Radeon HD 8670D + R7 240 Dual                   | 1,020    | 525      | NA      | Unknown     |
|  | Quadro 3000M                                    | 1,019    | 311      | 75      | Workstation |
|  | Radeon HD 6700M                                 | 1,017    | 523      | NA      | Unknown     |
|  | Quadro K2000M                                   | 1,016    | 255      | 55      | Workstation |
|  | Radeon R5 A6-9500E 2C+4G                        | 1,015    | 438      | NA      | Unknown     |
|  | Radeon RX Vega 6                                | 1,015    | 320      | NA      | Unknown     |
|  | GeForce 930M                                    | 1,012    | 150      | NA      | Unknown     |
|  | Radeon 530                                      | 1,009    | 176      | NA      | Unknown     |
|  | Radeon HD 7690M XT                              | 1,009    | 552      | 25      | Mobile      |
|  | Radeon R7 M260X                                 | 1,009    | 170      | NA      | Mobile      |
|  | GeForce 830M                                    | 1,007    | 139      | 25      | Mobile      |
|  | Radeon HD 7690M                                 | 1,003    | 576      | 20      | Mobile      |
|  | Radeon HD 7660G + HD 7500/7600 7500/7600 Dual   | 1,002    | 347      | NA      | Unknown     |
|  | Radeon HD 7660G + HD 7500M/7600M Dual           | 999      | 323      | NA      | Unknown     |
|  | Radeon HD 8570D + R7 200 Dual                   | 999      | 401      | NA      | Unknown     |
|  | Radeon HD 7640G + HD 8750M Dual                 | 997      | 293      | NA      | Unknown     |
|  | Intel HD 530                                    | 996      | 252      | NA      | Unknown     |
|  | Radeon R7 A265                                  | 994      | 468      | NA      | Unknown     |
|  | Quadro FX 4800                                  | 991      | 74       | 150     | Workstation |
|  | Radeon HD 7560D + 7570 Dual                     | 985      | 434      | NA      | Unknown     |
|  | Radeon R5 PRO A6-8570 R5, 8 COMPUTE CORES 2C+6G | 985      | 240      | NA      | Unknown     |
|  | FirePro V4900                                   | 984      | 308      | 75      | Workstation |
|  | Radeon HD 8690M                                 | 984      | 768      | NA      | Unknown     |
|  | Radeon R5 340                                   | 984      | 360      | NA      | Unknown     |
|  | Radeon HD 7560D + 7560D Dual                    | 983      | 420      | NA      | Unknown     |
|  | Radeon R7 A10-7850K                             | 981      | 287      | 95      | Desktop     |
|  | Radeon R5 A10-9630P 4C+6G                       | 977      | 270      | NA      | Unknown     |
|  | Quadro 2000D                                    | 974      | 326      | NA      | Unknown     |
|  | Radeon HD 8670D + 8570 Dual                     | 974      | 419      | NA      | Unknown     |
|  | Qualcomm Adreno 690 GPU                         | 973      | 91       | NA      | Unknown     |
|  | Radeon HD 8850M                                 | 973      | 502      | NA      | Mobile      |
|  | Radeon R6 A10-9600P 4C+6G                       | 970      | 336      | NA      | Unknown     |







|   | Videocard Name                                     | G3D Mark | G2D Mark | TDP (W) | Category    |
|---|--|----------|----------|---------|-------------|
|     | Radeon HD 7660G N HD 7660G + HD 7700M N HD 7700M D | 967      | 351      | NA      | Unknown     |
|    | Radeon R7 PRO A10-9700E                            | 967      | 228      | NA      | Unknown     |
|    | Radeon HD 6770M                                    | 964      | 572      | NA      | Mobile      |
|    | Radeon HD 8570D + R7 240 Dual                      | 964      | 489      | NA      | Unknown     |
|    | Radeon HD 8750M                                    | 963      | 204      | NA      | Mobile      |
|    | Radeon R7 M270DX                                   | 962      | 233      | NA      | Unknown     |
|    | Radeon HD 8570                                     | 961      | 290      | 66      | Desktop     |
|    | TENSOR 1.0 Driver Intel HD 530                     | 958      | 203      | NA      | Unknown     |
|    | Radeon R9 M375                                     | 957      | 163      | NA      | Mobile      |
|    | Radeon R6 Opteron X3418                            | 955      | 399      | NA      | Unknown     |
|    | Radeon HD 8670D + R7 200 Dual                      | 950      | 506      | NA      | Unknown     |
|    | Radeon HD 8570 + HD 7660D Dual                     | 949      | 467      | NA      | Unknown     |
|    | Quadro CX  | 947      | 454      | NA      | Unknown     |
|    | Quadro 2000  | 946      | 300      | 62      | Workstation |
|    | Radeon HD 6670/7670                                | 946      | 320      | NA      | Unknown     |
|    | Radeon HD 7640G + 7690M Dual                       | 946      | 325      | NA      | Unknown     |
|    | Radeon R7 M445                                     | 946      | 176      | NA      | Unknown     |
|    | Radeon R7 PRO A12-8870E                            | 946      | 243      | NA      | Unknown     |
|    | Radeon R7 PRO A10-8850B                            | 945      | 552      | NA      | Unknown     |
|    | zxcvIntel HD 620                                   | 944      | 208      | NA      | Unknown     |
|   | Radeon R7 PRO A12-9800E                            | 943      | 245      | NA      | Unknown     |
|  | Radeon HD 7660D + R7 240 Dual                      | 942      | 453      | NA      | Unknown     |
|  | Radeon HD 4850                                     | 939      | 87       | 110     | Desktop     |
|  | Radeon HD 6750M                                    | 937      | 487      | NA      | Mobile      |
|  | Radeon R5 430                                      | 937      | 310      | NA      | Unknown     |
|  | Radeon HD 7560D + HD 8570 Dual                     | 936      | 425      | NA      | Unknown     |
|  | Radeon R7 PRO A12-9800                             | 933      | 270      | NA      | Unknown     |
|  | Radeon HD 7660G + 7730M Dual                       | 931      | 392      | NA      | Unknown     |
|  | Radeon R7 240 + HD 8670D Dual                      | 930      | 471      | NA      | Unknown     |
|  | FirePro M4150                                      | 929      | 178      | NA      | Unknown     |
|  | Intel HD Graphics 620                              | 927      | 220      | NA      | Unknown     |
|  | Radeon R5 A6-9500 RADEON R5, 8 COMPUTE CORES 2C+6G | 926      | 211      | NA      | Unknown     |
|  | GeForce GT 645M                                    | 925      | 161      | 32      | Mobile      |
|  | Intel Iris Pro 6100                                | 925      | 548      | NA      | Unknown     |
|  | Radeon R7 A10-9700 RADEON                          | 924      | 227      | NA      | Unknown     |
|  | Radeon R7 A10-7860K                                | 923      | 227      | NA      | Unknown     |
|  | GeForce GT 640M                                    | 922      | 192      | 32      | Mobile      |
|  | Radeon Vega 3 Athlon Gold PRO 3150GE               | 920      | 433      | NA      | Unknown     |
|  | Radeon R7 240 + HD 8570D Dual                      | 918      | 352      | NA      | Unknown     |
|  | GRID M10-0Q  | 914      | 613      | NA      | Unknown     |
|  | Intel Iris 6100                                    | 914      | 318      | NA      | Unknown     |
|  | Radeon R7 A8-8650                                  | 913      | 499      | NA      | Unknown     |
|  | GRID K220Q   | 912      | 539      | NA      | Workstation |
|  | GRID M6-0B   | 912      | 764      | NA      | Workstation |
|  | Radeon 6750M                                       | 911      | 570      | NA      | Unknown     |
|  | Radeon R7 A8-7500                                  | 908      | 316      | NA      | Unknown     |
|  | GRID P40-6Q  | 905      | 33       | NA      | Unknown     |
|  | Radeon R7 PRO A12-8870                             | 905      | 253      | NA      | Unknown     |
|  | Barco MXRT 7400                                    | 901      | 682      | NA      | Unknown     |
|  | Radeon HD 8550G + 7600M Dual                       | 901      | 395      | NA      | Unknown     |
|  | Barco MXRT 2600                                    | 900      | 649      | NA      | Unknown     |
|  | Radeon R7 PRO A10-8770                             | 900      | 233      | NA      | Unknown     |
|  | Radeon R7 + R5 Dual                                | 898      | 496      | NA      | Unknown     |
|  | Radeon R7 M440                                     | 898      | 175      | NA      | Unknown     |
|  | Radeon 620   | 897      | 205      | NA      | Unknown     |






























|   | Videocard Name                                     | G3D Mark | G2D Mark | TDP (W) | Category    |
|---|--|----------|----------|---------|-------------|
|     | Radeon HD 4770                                     | 895      | 129      | 80      | Desktop     |
|    | 7900 MOD - Radeon HD 6550D                         | 893      | 536      | NA      | Unknown     |
|    | Intel UHD Graphics 617                             | 893      | 240      | NA      | Unknown     |
|    | Qualcomm Adreno 685 GPU                            | 893      | 262      | NA      | Unknown     |
|    | Radeon R7 A12-9800E RADEON                         | 892      | 251      | NA      | Unknown     |
|    | Radeon Vega 3                                      | 892      | 308      | NA      | Unknown     |
|    | Radeon R7 240                                      | 891      | 270      | 30      | Desktop     |
|    | FirePro W2100                                      | 890      | 322      | 26      | Workstation |
|    | Radeon R7 + R5 435 Dual A10-9700 RADEON            | 886      | 480      | NA      | Unknown     |
|    | Radeon HD 8650G + 7670M Dual                       | 884      | 379      | NA      | Unknown     |
|    | Radeon Vega 3 Athlon 300U                          | 884      | 214      | NA      | Unknown     |
|    | Radeon HD 7660G + HD 7730M Dual                    | 882      | 329      | NA      | Unknown     |
|    | Radeon R7 A10 PRO-7850B                            | 882      | 322      | NA      | Unknown     |
|    | Radeon E6760                                       | 877      | 485      | NA      | Unknown     |
|    | Radeon R7 PRO A8-9600                              | 874      | 257      | NA      | Unknown     |
|    | Intel HD 520                                       | 871      | 212      | NA      | Unknown     |
|    | Radeon R7 G  | 870      | 532      | NA      | Unknown     |
|    | Radeon HD 8570D + HD 6570 Dual                     | 868      | 506      | NA      | Unknown     |
|    | Mobility Radeon HD 4850                            | 866      | 472      | NA      | Mobile      |
|    | Radeon HD 8470D + HD 6450 Dual                     | 863      | 590      | NA      | Unknown     |
|   | Intel HD 6000                                      | 859      | 274      | NA      | Unknown     |
|  | Radeon 520   | 859      | 209      | NA      | Unknown     |
|  | Radeon Vega 3 Athlon Silver 3050U                  | 856      | 235      | NA      | Unknown     |
|  | Radeon HD 8550G + HD 7600M Dual                    | 855      | 350      | NA      | Unknown     |
|  | FirePro 3D V4800                                   | 854      | 324      | 69      | Workstation |
|  | Radeon HD 8500M/8700M                              | 853      | 503      | NA      | Unknown     |
|  | Radeon R5 A6-9500 2C+6G                            | 853      | 249      | NA      | Unknown     |
|  | Radeon R7 A8-7500 4C+6G                            | 853      | 390      | NA      | Unknown     |
|  | Radeon Vega 3 Ryzen 3 3200U                        | 851      | 257      | NA      | Unknown     |
|  | GeForce 920A                                       | 850      | 172      | NA      | Unknown     |
|  | Radeon R7 A10-7890K                                | 850      | 240      | NA      | Unknown     |
|  | Radeon R7 A8-7670K                                 | 849      | 297      | NA      | Unknown     |
|  | Radeon R5 PRO A6-8570 2C+6G                        | 847      | 292      | NA      | Unknown     |
|  | Radeon R7 A10-8750                                 | 844      | 206      | NA      | Unknown     |
|  | Radeon R5 435                                      | 841      | 235      | NA      | Unknown     |
|  | Radeon R7 FX-8800P                                 | 840      | 193      | NA      | Unknown     |
|  | FireGL V8600                                       | 839      | 406      | NA      | Workstation |
|  | Radeon HD 8470D + 6570 Dual                        | 838      | 454      | NA      | Unknown     |
|  | Radeon HD 8670D + R5 235 Dual                      | 837      | 518      | NA      | Unknown     |
|  | Radeon HD 4830                                     | 836      | 66       | 95      | Desktop     |
|  | Radeon HD 6650A                                    | 836      | 418      | NA      | Unknown     |
|  | Radeon R7 A10 PRO-7800B                            | 835      | 259      | NA      | Unknown     |
|  | GeForce GT 635                                     | 834      | 234      | NA      | Unknown     |
|  | Radeon HD 7560D + 6570 Dual                        | 833      | 476      | NA      | Unknown     |
|  | Radeon R5 PRO A6-9500 R5, 8 COMPUTE CORES 2C+6G    | 833      | 180      | NA      | Unknown     |
|  | Radeon R7 A8-9600 RADEON                           | 833      | 197      | NA      | Unknown     |
|  | GeForce GT 730                                     | 832      | 246      | 49      | Desktop     |
|  | Radeon HD 7520G + HD 7500/7600 Dual                | 832      | 355      | NA      | Unknown     |
|  | Radeon HD 7660G + 7600M Dual                       | 832      | 341      | NA      | Unknown     |
|  | Radeon HD 8650G + 8600/8700M Dual                  | 832      | 374      | NA      | Unknown     |
|  | Intel HD 5200                                      | 830      | 653      | NA      | Unknown     |
|  | GRID M60-0Q  | 827      | 516      | NA      | Unknown     |
|  | Radeon R7 PRO A10-8770E                            | 827      | 205      | NA      | Unknown     |
|  | Radeon R5 A10-9630P RADEON R5, 10 COMPUTE CORES 4C | 825      | 189      | NA      | Unknown     |
|  | Radeon HD 7640G N HD 7640G + HD 7600M N HD 7600M D | 824      | 262      | NA      | Unknown     |





|   | Videocard Name                                   | G3D Mark | G2D Mark | TDP (W) | Category    |
|---|--|----------|----------|---------|-------------|
|     | Radeon HD 3850 X2                                | 822      | 422      | 349     | Desktop     |
|    | Radeon HD 7540D + 7500 Dual                      | 822      | 471      | NA      | Unknown     |
|    | Radeon HD 7670                                   | 821      | 319      | 66      | Desktop     |
|    | Radeon R7 A8-7680                                | 821      | 188      | NA      | Unknown     |
|    | Radeon HD 8650G + HD 7600M Dual                  | 820      | 346      | NA      | Unknown     |
|    | Radeon HD 8550G + HD 8750M Dual                  | 819      | 336      | NA      | Unknown     |
|    | Radeon R7 M260DX                                 | 817      | 195      | NA      | Unknown     |
|    | Radeon R7 A10 Extreme Edition                    | 816      | 286      | NA      | Unknown     |
|    | GeForce GT 730M                                  | 815      | 173      | 33      | Mobile      |
|    | Radeon R9 M280X                                  | 814      | 247      | 75      | Mobile      |
|    | Radeon HD 8670D + 7000 Dual                      | 812      | 488      | NA      | Unknown     |
|    | GeForce GT 445M                                  | 811      | 203      | 35      | Mobile      |
|    | Radeon Ryzen 3 3250U                             | 808      | 234      | NA      | Unknown     |
|    | Radeon 535DX                                     | 807      | 180      | NA      | Unknown     |
|    | Mi Pad 5 Adreno 640 GPU                          | 806      | 255      | NA      | Unknown     |
|    | Radeon R7 PRO A10-9700                           | 806      | 198      | NA      | Unknown     |
|    | Radeon Vega 3 Ryzen 3 3250U                      | 805      | 242      | NA      | Unknown     |
|    | Radeon HD 8550G + 8600/8700M Dual                | 803      | 336      | NA      | Unknown     |
|    | Radeon R5 M435                                   | 802      | 181      | NA      | Unknown     |
|    | Radeon HD 8650G + HD 8790M Dual                  | 800      | 404      | NA      | Unknown     |
|   | Radeon R5 PRO A6-8570E R5, 6 COMPUTE CORES 2C+4G | 800      | 215      | NA      | Unknown     |
|  | Quadro FX 3800                                   | 799      | 62       | 108     | Workstation |
|  | Radeon HD 5670                                   | 799      | 284      | 64      | Desktop     |
|  | Radeon HD 6800M                                  | 799      | 231      | NA      | Unknown     |
|  | GeForce 9800 GX2                                 | 798      | 518      | 197     | Desktop     |
|  | Radeon HD 8550G + 8750M Dual                     | 796      | 321      | NA      | Unknown     |
|  | Radeon HD 8650G N HD 8650G + HD 8600/8700M Dual  | 796      | 322      | NA      | Unknown     |
|  | Radeon R8 M445DX                                 | 796      | 178      | NA      | Unknown     |
|  | GeForce GT 740M                                  | 790      | 145      | NA      | Mobile      |
|  | Radeon R7 A10-7700K                              | 788      | 235      | NA      | Unknown     |
|  | A40-6Q   | 787      | 20       | NA      | Unknown     |
|  | Radeon HD 8650G + 8750M Dual                     | 787      | 381      | NA      | Unknown     |
|  | Quadro K1000M                                    | 786      | 251      | 45      | Workstation |
|  | GeForce 825M                                     | 784      | 261      | 33      | Mobile      |
|  | Radeon R7 A8-7600                                | 784      | 214      | NA      | Unknown     |
|  | Quadro 2000M                                     | 783      | 228      | 55      | Workstation |
|  | Radeon R7 A365                                   | 781      | 763      | NA      | Unknown     |
|  | Radeon R7 PRO A6-9500 2C+6G                      | 781      | 439      | NA      | Unknown     |
|  | Radeon RX Vega 6 Ryzen 3 3200U                   | 781      | 218      | NA      | Unknown     |
|  | Radeon HD 8650G + HD 8750M Dual                  | 779      | 345      | NA      | Unknown     |
|  | Radeon HD 7660G + HD 7700M Dual                  | 777      | 168      | NA      | Unknown     |
|  | Radeon HD 7640G + 7500M/7600M Dual               | 776      | 317      | NA      | Unknown     |
|  | GeForce GT 440                                   | 773      | 231      | 65      | Desktop     |
|  | Mobility Radeon HD 5000                          | 773      | 429      | NA      | Unknown     |
|  | Radeon HD 7600M + 7600M Dual                     | 773      | 317      | NA      | Unknown     |
|  | Radeon HD 8650G N HD 8650G + HD 8570M Dual       | 773      | 368      | NA      | Unknown     |
|  | Radeon R7 A10-8850                               | 773      | 277      | NA      | Unknown     |
|  | GeForce 730A                                     | 772      | 205      | NA      | Unknown     |
|  | Radeon Vega 3 Ryzen Embedded R1505G              | 772      | 282      | NA      | Unknown     |
|  | Radeon R5 PRO A6-9500E 2C+4G                     | 771      | 288      | NA      | Unknown     |
|  | GeForce 9800 GTX                                 | 769      | 366      | 140     | Desktop     |
|  | Radeon HD 4810                                   | 769      | 425      | 95      | Desktop     |
|  | Radeon R7 M365X                                  | 768      | 177      | NA      | Unknown     |
|  | Radeon R7 PRO A10-8750B                          | 768      | 207      | NA      | Unknown     |
|  | Radeon R7 M270                                   | 767      | 153      | NA      | Unknown     |
|  | Radeon HD 8650G + HD 8600/8700M Dual             | 764      | 356      | NA      | Unknown     |



|   | Videocard Name                                     | G3D Mark | G2D Mark | TDP (W) | Category    |
|---|--|----------|----------|---------|-------------|
|     | Mobility Radeon HD 5850                            | 763      | 403      | 31      | Mobile      |
|    | Radeon HD 6450 + 8470D Dual                        | 763      | 486      | NA      | Unknown     |
|    | Quadro K420  | 760      | 283      | 41      | Workstation |
|    | Radeon HD 7660G + HD 7500/7600 Dual                | 760      | 369      | NA      | Unknown     |
|    | Radeon HD 7660G + HD 8500M Dual                    | 758      | 355      | NA      | Unknown     |
|    | Radeon HD 8650G + HD 8600M N HD 8600M Dual         | 758      | 413      | NA      | Unknown     |
|    | Radeon HD 7660G + 7700M Dual                       | 757      | 311      | NA      | Unknown     |
|    | Quadro 1100M                                       | 755      | 734      | NA      | Unknown     |
|    | Radeon HD 6650M                                    | 754      | 224      | NA      | Mobile      |
|    | Radeon HD 7640G + 7450M Dual                       | 754      | 353      | NA      | Unknown     |
|    | Radeon HD 8570D + HD 7000 Dual                     | 753      | 465      | NA      | Unknown     |
|    | Intel UHD Graphics 615                             | 752      | 189      | NA      | Unknown     |
|    | IncredibIE HD 4600                                 | 750      | 735      | NA      | Unknown     |
|    | Radeon HD 7730M                                    | 750      | 216      | 25      | Mobile      |
|    | Radeon M535DX                                      | 750      | 288      | NA      | Unknown     |
|    | Qualcomm Adreno 7c Gen 3 GPU                       | 749      | 155      | NA      | Unknown     |
|    | Radeon HD 7640G + 7650M Dual                       | 747      | 188      | NA      | Unknown     |
|    | Radeon HD 7660G + HD 8600/8700M Dual               | 747      | 365      | NA      | Unknown     |
|    | Radeon HD 8730M                                    | 747      | 183      | NA      | Mobile      |
|    | Radeon HD 7660G + 7610M Dual                       | 746      | 323      | NA      | Unknown     |
|   | Radeon HD 8670D + R5 330 Dual                      | 746      | 494      | NA      | Unknown     |
|  | Quadro K600  | 745      | 271      | 41      | Workstation |
|  | Intel Iris 5100                                    | 744      | 272      | NA      | Unknown     |
|  | Radeon R5 235 + HD 7560D Dual                      | 744      | 441      | NA      | Unknown     |
|  | GeForce GT 730A                                    | 743      | 714      | NA      | Unknown     |
|  | Radeon HD 7660G + 7670M Dual                       | 743      | 347      | NA      | Unknown     |
|  | Radeon HD 8650G + 7600M Dual                       | 742      | 404      | NA      | Unknown     |
|  | Radeon R7 A12-9720P RADEON                         | 742      | 182      | NA      | Unknown     |
|  | Radeon R7 A12-9700P RADEON                         | 741      | 173      | NA      | Unknown     |
|  | Radeon R7 FX-9800P RADEON                          | 740      | 193      | NA      | Unknown     |
|  | Intel Poison Ivy                                   | 739      | 783      | NA      | Unknown     |
|  | GeForce GT 340                                     | 738      | 242      | 69      | Desktop     |
|  | Radeon HD 7670M + 7670M Dual                       | 738      | 294      | NA      | Unknown     |
|  | Radeon R5 235 + HD 8570D Dual                      | 738      | 486      | NA      | Unknown     |
|  | Radeon R5 A10-9620P 4C+6G                          | 732      | 196      | NA      | Unknown     |
|  | Radeon HD 6670                                     | 729      | 242      | 66      | Desktop     |
|  | Radeon HD 7550M/7650M                              | 729      | 524      | 13      | Mobile      |
|  | Radeon R7 PRO A8-8650B                             | 729      | 201      | NA      | Unknown     |
|  | GRID K140Q   | 728      | 457      | NA      | Workstation |
|  | GeForce 920M                                       | 726      | 119      | NA      | Unknown     |
|  | Radeon R7 A8-7650K                                 | 726      | 217      | NA      | Unknown     |
|  | Intel HD 615                                       | 725      | 189      | NA      | Unknown     |
|  | Radeon HD 7660G N HD 7660G + HD 7600M N HD 7600M D | 723      | 292      | NA      | Unknown     |
|  | Radeon HD 8650G + R5 M200 Dual                     | 723      | 323      | NA      | Unknown     |
|  | Asus GTX 650 FML II EC-EGPU                        | 721      | 534      | NA      | Unknown     |
|  | Mobility Radeon HD 4870                            | 720      | 416      | NA      | Mobile      |
|  | Quadro K610M                                       | 720      | 220      | 30      | Workstation |
|  | Radeon HD 7540D + 6570 Dual                        | 720      | 469      | NA      | Unknown     |
|  | Radeon HD 8670D + HD 7000 Dual                     | 719      | 403      | NA      | Unknown     |
|  | Radeon R7 A10-7800                                 | 719      | 191      | NA      | Unknown     |
|  | Intel UHD Graphics 610                             | 718      | 177      | NA      | Unknown     |
|  | Radeon HD 8470D + 6450 Dual                        | 717      | 558      | NA      | Unknown     |
|  | Radeon R5 A10-9600P RADEON R5, 10 COMPUTE CORES 4C | 717      | 150      | NA      | Unknown     |
|  | Radeon Athlon Gold 3150U                           | 716      | 248      | NA      | Unknown     |
|  | Radeon HD 8650G + HD 8570M Dual                    | 716      | 317      | NA      | Unknown     |

|   | Videocard Name                                     | G3D Mark | G2D Mark | TDP (W) | Category    |
|---|--|----------|----------|---------|-------------|
|     | Radeon Vega 3 Athlon 320GE                         | 715      | 286      | NA      | Unknown     |
|    | Radeon R5 A6-9500E RADEON R5, 6 COMPUTE CORES 2C+4 | 712      | 219      | NA      | Unknown     |
|    | Radeon HD 7660G + HD 8670M Dual                    | 711      | 325      | NA      | Unknown     |
|    | Radeon HD 3870 X2                                  | 709      | 224      | 165     | Desktop     |
|    | Radeon HD 6550A                                    | 708      | 609      | NA      | Unknown     |
|    | Radeon HD 7660G + HD 7670M Dual                    | 707      | 317      | NA      | Unknown     |
|    | NVS 510  | 706      | 291      | 35      | Workstation |
|    | Radeon HD 7640G + 7600M Dual                       | 706      | 294      | NA      | Unknown     |
|    | Radeon HD 7660G N HD 7660G + HD 7670M Dual         | 705      | 318      | NA      | Unknown     |
|    | Radeon HD 7640G + HD 7600M Dual                    | 704      | 277      | NA      | Unknown     |
|    | Radeon R7 PRO A12-9800B                            | 702      | 189      | NA      | Unknown     |
|    | Radeon HD 7570M/HD 7670M                           | 699      | 555      | 25      | Mobile      |
|    | TRINITY DEVASTATOR MOBILE                          | 699      | 335      | NA      | Unknown     |
|    | Radeon R5 PRO A10-8730B 4C+6G                      | 695      | 201      | NA      | Unknown     |
|    | Radeon R5 A6-7480                                  | 694      | 184      | NA      | Unknown     |
|    | Intel HD 610                                       | 693      | 156      | NA      | Unknown     |
|    | Radeon R5 PRO A6-9500B 2C+4G                       | 693      | 323      | NA      | Unknown     |
|    | Radeon HD 7640G + 7700M Dual                       | 691      | 324      | NA      | Unknown     |
|    | Radeon R5 PRO A6-8530B 2C+4G                       | 690      | 354      | NA      | Unknown     |
|    | Radeon HD 7640G + 8600/8700M Dual                  | 689      | 308      | NA      | Unknown     |
|   | Radeon R5 A10-9620P RADEON R5, 10 COMPUTE CORES 4C | 687      | 175      | NA      | Unknown     |
|  | Radeon HD 8650G + R5 M230 Dual                     | 686      | 374      | NA      | Unknown     |
|  | Radeon HD 6630M                                    | 685      | 390      | NA      | Mobile      |
|  | Radeon Athlon Silver 3050U                         | 683      | 221      | NA      | Unknown     |
|  | GeForce GT 630                                     | 681      | 213      | 50      | Desktop     |
|  | GRID P40-3Q  | 681      | 603      | NA      | Unknown     |
|  | GeForce GT 640M LE                                 | 680      | 170      | 32      | Mobile      |
|  | Radeon HD 7640G N HD 7640G + HD 7670M Dual         | 680      | 305      | NA      | Unknown     |
|  | Radeon HD 8650G N HD 8650G + HD 8600M N HD 8600M D | 680      | 347      | NA      | Unknown     |
|  | GeForce GTS 160M                                   | 679      | 308      | 60      | Mobile      |
|  | Radeon HD 7640G + HD 8670M Dual                    | 677      | 249      | NA      | Unknown     |
|  | GeForce GT 530                                     | 676      | 219      | 50      | Desktop     |
|  | Quadro FX 4700 X2                                  | 676      | 509      | NA      | Unknown     |
|  | Radeon HD 8610G + R5 M200 Dual                     | 676      | 291      | NA      | Unknown     |
|  | Radeon R7 PRO A10-9700B                            | 670      | 205      | NA      | Unknown     |
|  | Radeon R8 M535DX                                   | 670      | 182      | NA      | Unknown     |
|  | GeForce GT 740A                                    | 668      | 300      | NA      | Unknown     |
|  | Radeon HD 7640G + HD 8500M N HD 8500M Dual         | 666      | 311      | NA      | Unknown     |
|  | Radeon R7 A8 PRO-7600B                             | 666      | 179      | NA      | Unknown     |
|  | FirePro M7740                                      | 665      | 415      | NA      | Workstation |
|  | GeForce GT 555M                                    | 665      | 112      | 30      | Mobile      |
|  | Radeon HD 8550G + 8690M Dual                       | 664      | 260      | NA      | Unknown     |
|  | Radeon R7 M340                                     | 663      | 155      | NA      | Mobile      |
|  | FireGL V7700                                       | 660      | 422      | NA      | Workstation |
|  | Radeon HD 2900 XT                                  | 660      | 397      | 215     | Desktop     |
|  | Radeon R5 PRO A8-9600B 4C+6G                       | 659      | 224      | NA      | Unknown     |
|  | GeForce GT 140                                     | 658      | 225      | 105     | Desktop     |
|  | Radeon HD 7640G + 8750M Dual                       | 655      | 305      | NA      | Unknown     |
|  | Radeon HD 8550G + HD 8600/8700M Dual               | 655      | 170      | NA      | Unknown     |
|  | Radeon HD 8650G + 8570M Dual                       | 654      | 282      | NA      | Unknown     |
|  | GeForce GTS 360M                                   | 651      | 60       | 38      | Mobile      |
|  | GRID K1  | 651      | 259      | NA      | Workstation |
|  | Radeon HD 7520G + HD 8750M Dual                    | 651      | 289      | NA      | Unknown     |
|  | GeForce GTX 285M                                   | 650      | 169      | 75      | Mobile      |

|   | Videocard Name                                     | G3D Mark | G2D Mark | TDP (W) | Category        |
|---|--|----------|----------|---------|-----------------|
|     | SUMO 9640  | 650      | 398      | NA      | Unknown         |
|    | FirePro V3900                                      | 649      | 233      | 50      | Workstation     |
|    | Radeon R5 M430                                     | 649      | 516      | NA      | Unknown         |
|    | FireStream 9170                                    | 647      | 493      | NA      | Unknown         |
|    | Radeon HD 5600/5700                                | 647      | 277      | NA      | Unknown         |
|    | Radeon HD 6670 + 6670 Dual                         | 647      | 552      | NA      | Unknown         |
|    | Radeon HD 8610G + HD 8500M Dual                    | 646      | 274      | NA      | Unknown         |
|    | Radeon HD 7640G + 7670M Dual                       | 645      | 294      | NA      | Unknown         |
|    | GeForce 8800 Ultra                                 | 643      | 252      | 171     | Desktop         |
|    | Radeon HD 7540D + HD 6450 Dual                     | 643      | 444      | NA      | Unknown         |
|    | Radeon R5 PRO A6-8570E 2C+4G                       | 638      | 268      | NA      | Unknown         |
|    | Radeon HD 7640G + 7400M Dual                       | 637      | 286      | NA      | Unknown         |
|    | Radeon HD 8450G + 8750M Dual                       | 637      | 299      | NA      | Unknown         |
|    | GeForce 9800 S                                     | 636      | 427      | NA      | Unknown         |
|    | Qualcomm Adreno 680 GPU                            | 636      | 87       | NA      | Unknown         |
|    | Intel HD P4600/P4700                               | 635      | 367      | NA      | Unknown         |
|    | Radeon HD 8650G + 8670M Dual                       | 635      | 355      | NA      | Unknown         |
|    | Radeon HD 7660D + HD 7000 Dual                     | 634      | 465      | NA      | Unknown         |
|    | Radeon HD 8650G + HD 7670M Dual                    | 634      | 305      | NA      | Unknown         |
|    | Radeon HD 7610M                                    | 632      | 479      | 20      | Mobile          |
|   | GeForce GT 710                                     | 631      | 211      | 25      | Desktop         |
|  | Intel HD 515                                       | 631      | 190      | NA      | Unknown         |
|  | NVS 5400M  | 631      | 189      | 35      | Workstation     |
|  | Radeon HD 7640G + HD 7700M N HD 7700M Dual         | 631      | 272      | NA      | Unknown         |
|  | Radeon HD 7660G + 7470M Dual                       | 631      | 351      | NA      | Unknown         |
|  | Radeon R5 PRO A10-8730B R5, 10 COMPUTE CORES 4C+6G | 631      | 150      | NA      | Unknown         |
|  | Radeon HD 8510G + HD 8500M Dual                    | 630      | 191      | NA      | Unknown         |
|  | Radeon R7 A360                                     | 630      | 259      | NA      | Unknown         |
|  | GeForce GT 735M                                    | 629      | 127      | NA      | Mobile          |
|  | Intel HD 4600                                      | 629      | 315      | 45      | Desktop         |
|  | GRID K160Q   | 628      | 262      | NA      | Workstation     |
|  | Intel HD 510                                       | 628      | 163      | NA      | Unknown         |
|  | Radeon HD 2900 PRO                                 | 628      | 397      | 200     | Desktop         |
|  | Radeon HD 7570                                     | 627      | 261      | 44      | Desktop         |
|  | Radeon HD 7640G + 7500/7600 Dual                   | 627      | 293      | NA      | Unknown         |
|  | Radeon HD 8650G + 8500M Dual                       | 627      | 351      | NA      | Unknown         |
|  | Radeon HD 7520G + HD 8600/8700M Dual               | 624      | 291      | NA      | Unknown         |
|  | GeForce 810A                                       | 622      | 319      | NA      | Unknown         |
|  | Radeon HD 7640G + HD 7400M Dual                    | 621      | 297      | NA      | Unknown         |
|  | Radeon HD 8570 + 8670D Dual                        | 620      | 496      | NA      | Unknown         |
|  | Radeon HD 8550G + R5 M200 Dual                     | 619      | 276      | NA      | Unknown         |
|  | Radeon R5 A10-9600P 4C+6G                          | 619      | 146      | NA      | Unknown         |
|  | Radeon HD 8550G + 8600M Dual                       | 618      | 321      | NA      | Unknown         |
|  | Radeon HD 7500G + 7500M/7600M Dual                 | 617      | 308      | NA      | Unknown         |
|  | FireGL V7600                                       | 616      | 488      | NA      | Workstation     |
|  | Radeon R6  | 616      | 140      | 15      | Desktop, Mobile |
|  | GeForce 720A                                       | 614      | 304      | NA      | Unknown         |
|  | Radeon HD 8650G + 8600M Dual                       | 613      | 370      | NA      | Unknown         |
|  | Radeon HD 8550G N HD 8550G + HD 8600M N HD 8600M D | 612      | 116      | NA      | Unknown         |
|  | GeForce GT 720                                     | 611      | 199      | 19      | Desktop         |
|  | 7900 MOD - Radeon HD 6520G                         | 610      | 323      | NA      | Unknown         |
|  | Quadro K510M                                       | 610      | 550      | 30      | Workstation     |
|  | Radeon HD 8610G + 8500M Dual                       | 610      | 298      | NA      | Unknown         |
|  | GeForce 9800 GTX/9800 GTX+                         | 608      | 103      | NA      | Unknown         |
|  | Radeon HD 7640G + HD 8500M Dual                    | 607      | 305      | NA      | Unknown         |

|   | Videocard Name                                     | G3D Mark | G2D Mark | TDP (W) | Category    |
|---|--|----------|----------|---------|-------------|
|     | Quadro FX 3800M                                    | 606      | 48       | 100     | Workstation |
|    | Radeon HD 8650G + HD 8600M Dual                    | 606      | 378      | NA      | Unknown     |
|    | Intel HD P4600                                     | 605      | 963      | NA      | Unknown     |
|    | Radeon R5 A6-9400 RADEON R5, 6 COMPUTE CORES 2C+4G | 605      | 271      | NA      | Unknown     |
|    | Radeon R6 M255DX                                   | 605      | 116      | NA      | Unknown     |
|    | Radeon Vega 3 3020e                                | 605      | 184      | NA      | Unknown     |
|    | GeForce GTS 250                                    | 604      | 62       | 150     | Desktop     |
|    | Radeon HD 8550G + 8500M Dual                       | 603      | 304      | NA      | Unknown     |
|    | GeForce GT 430                                     | 601      | 193      | 49      | Desktop     |
|    | GeForce GT 720A                                    | 601      | 221      | NA      | Unknown     |
|    | Radeon HD 8610G + 8670M Dual                       | 600      | 356      | NA      | Unknown     |
|    | Radeon R8 M365DX                                   | 600      | 237      | NA      | Unknown     |
|    | Matrox C420 LP PCIe x16                            | 597      | 359      | NA      | Unknown     |
|    | Radeon R7 PRO A12-8800B                            | 597      | 187      | NA      | Unknown     |
|    | Radeon HD 8510G + 8500M Dual                       | 596      | 260      | NA      | Unknown     |
|    | Radeon R5 M330                                     | 596      | 519      | 18      | Mobile      |
|    | Radeon HD 7640G + 7470M Dual                       | 595      | 301      | NA      | Unknown     |
|    | Radeon HD 8550G + HD 8600M Dual                    | 594      | 322      | NA      | Unknown     |
|    | Radeon R7 PRO A12-8830B                            | 594      | 165      | NA      | Unknown     |
|    | Radeon Vega 3 Athlon Gold 3150U                    | 594      | 214      | NA      | Unknown     |
|   | Qualcomm Adreno 7c+ Gen 3                          | 592      | 135      | NA      | Unknown     |
|  | Surface Duo Adreno 640 GPU                         | 592      | 194      | NA      | Unknown     |
|  | GeForce 910M                                       | 591      | 137      | NA      | Unknown     |
|  | Radeon HD 7520G + 7600M Dual                       | 591      | 362      | NA      | Unknown     |
|  | GeForce 8800 GTX                                   | 590      | 98       | 155     | Desktop     |
|  | Radeon R6 PRO A8-8600B R6, 10 Compute Cores 4C+6G  | 590      | 153      | NA      | Unknown     |
|  | Radeon HD 7640G + HD 7700M Dual                    | 589      | 277      | NA      | Unknown     |
|  | Radeon HD 8610G + 8600M Dual                       | 589      | 320      | NA      | Unknown     |
|  | Radeon HD 7520G + 7610M Dual                       | 588      | 317      | NA      | Unknown     |
|  | Radeon HD 7660G + 7400M Dual                       | 588      | 326      | NA      | Unknown     |
|  | Radeon HD 7660G + 8670M Dual                       | 588      | 333      | NA      | Unknown     |
|  | Radeon HD 7640G + HD 8600/8700M Dual               | 587      | 298      | NA      | Unknown     |
|  | Radeon R5 A6-8500P                                 | 587      | 190      | NA      | Unknown     |
|  | Intel HD 5500                                      | 586      | 235      | NA      | Unknown     |
|  | Radeon HD 7640G + 8500M Dual                       | 586      | 308      | NA      | Unknown     |
|  | Radeon HD 8650G + HD 8670M Dual                    | 585      | 320      | NA      | Unknown     |
|  | GeForce GT 550M                                    | 583      | 119      | 32      | Mobile      |
|  | Radeon R7 A8-7A8-7600                              | 583      | 191      | NA      | Unknown     |
|  | Radeon HD 7520G + 7500/7600 Dual                   | 582      | 379      | NA      | Unknown     |
|  | GeForce GT 820M                                    | 580      | 146      | NA      | Unknown     |
|  | Radeon HD 8550G + 8670M Dual                       | 579      | 334      | NA      | Unknown     |
|  | Radeon HD 8450G + R5 M230 Dual                     | 578      | 298      | NA      | Unknown     |
|  | Radeon HD 8610G + HD 8670M Dual                    | 578      | 282      | NA      | Unknown     |
|  | GeForce GTS 240                                    | 577      | 148      | 120     | Desktop     |
|  | Intel Skylake HD DT GT2                            | 577      | 402      | NA      | Unknown     |
|  | Radeon HD 7620G + 8670M Dual                       | 577      | 322      | NA      | Unknown     |
|  | GeForce GTX 280M                                   | 576      | 153      | 75      | Mobile      |
|  | Radeon R5 A240                                     | 576      | 802      | NA      | Unknown     |
|  | GeForce 8800 GTS 512                               | 575      | 81       | 135     | Desktop     |
|  | Radeon HD 7520G + HD 7700M Dual                    | 575      | 389      | NA      | Unknown     |
|  | Radeon HD 7520G N HD 7520G + HD 7500/7600 7500/760 | 575      | 386      | NA      | Unknown     |
|  | Radeon HD 8450G + HD 8670M Dual                    | 575      | 377      | NA      | Unknown     |
|  | Radeon R5 420                                      | 575      | 230      | NA      | Unknown     |
|  | Intel HD 5000                                      | 573      | 223      | NA      | Unknown     |
|  | Intel i gfx-driver-ci-master-9938 DCH-I            | 573      | 194      | NA      | Unknown     |

|   | Videocard Name                                     | G3D Mark | G2D Mark | TDP (W) | Category    |
|---|--|----------|----------|---------|-------------|
|     | Radeon HD 7650A                                    | 573      | 288      | NA      | Unknown     |
|    | Quadro 1000M                                       | 571      | 192      | 45      | Workstation |
|    | Quadro 500M  | 571      | 365      | 35      | Workstation |
|    | Radeon R6 + R7 M265DX Dual                         | 571      | 328      | NA      | Unknown     |
|    | Radeon R7 M360                                     | 571      | 148      | NA      | Mobile      |
|    | GeForce GTS 250M                                   | 569      | 54       | 28      | Mobile      |
|    | Radeon HD 7560D + 6450 Dual                        | 569      | 490      | NA      | Unknown     |
|    | Radeon HD 8550D                                    | 567      | 226      | NA      | Unknown     |
|    | GeForce GT 635M                                    | 566      | 169      | 35      | Mobile      |
|    | Radeon HD 6610M                                    | 565      | 527      | NA      | Unknown     |
|    | Radeon R7E   | 565      | 159      | NA      | Unknown     |
|    | Radeon HD 7560D + R5 235 Dual                      | 563      | 397      | NA      | Unknown     |
|    | Radeon R5 PRO A8-9600B R5, 10 COMPUTE CORES 4C+6G  | 562      | 161      | NA      | Unknown     |
|    | Radeon HD 6570                                     | 559      | 218      | 44      | Desktop     |
|    | Radeon HD 7640G + R5 M200 Dual                     | 559      | 249      | NA      | Unknown     |
|    | Radeon HD 8550G + HD 8500M Dual                    | 559      | 301      | NA      | Unknown     |
|    | Radeon HD 7640G + 8570M Dual                       | 558      | 274      | NA      | Unknown     |
|    | Radeon HD 7640G + 8670M Dual                       | 558      | 316      | NA      | Unknown     |
|    | Radeon HD 3870                                     | 557      | 60       | 106     | Desktop     |
|    | GeForce 820A                                       | 556      | 158      | NA      | Unknown     |
|   | GeForce 9800M GS                                   | 555      | 57       | 60      | Mobile      |
|  | Radeon Athlon PRO 3045B                            | 555      | 175      | NA      | Unknown     |
|  | GF117  | 554      | 446      | NA      | Unknown     |
|  | Radeon Vega 3 Athlon Silver 3050e                  | 552      | 187      | NA      | Unknown     |
|  | Radeon R7 7850A10-7850K                            | 551      | 506      | NA      | Unknown     |
|  | FireGL V8650                                       | 550      | 637      | NA      | Workstation |
|  | Radeon R5 M335                                     | 549      | 577      | NA      | Mobile      |
|  | Mobility Radeon HD 3870                            | 548      | 288      | NA      | Mobile      |
|  | FirePro 3D V5700                                   | 547      | 517      | 58      | Workstation |
|  | GeForce 615  | 546      | 312      | NA      | Unknown     |
|  | Radeon HD 8550G + HD 8670M Dual                    | 546      | 315      | NA      | Unknown     |
|  | FirePro 3D V7750                                   | 545      | 468      | 76      | Workstation |
|  | Radeon HD 7520G + HD 7400M Dual                    | 545      | 315      | NA      | Unknown     |
|  | Radeon HD 8450G + 8600M Dual                       | 545      | 356      | NA      | Unknown     |
|  | Radeon HD 7600G + HD 8670M Dual                    | 544      | 241      | NA      | Unknown     |
|  | GeForce GT 435M                                    | 543      | 185      | 35      | Mobile      |
|  | Quadro FX 2700                                     | 543      | 465      | NA      | Unknown     |
|  | Radeon HD 7520G + 7470M Dual                       | 543      | 345      | NA      | Unknown     |
|  | Radeon R7 M265                                     | 543      | 141      | NA      | Mobile      |
|  | GeForce GT 630M                                    | 542      | 150      | 33      | Mobile      |
|  | Radeon R6 PRO A10-8700B R6, 10 Compute Cores 4C+6G | 541      | 136      | NA      | Unknown     |
|  | Qualcomm Adreno 675 GPU                            | 540      | 81       | NA      | Unknown     |
|  | Radeon HD 8650G                                    | 540      | 136      | NA      | Unknown     |
|  | Mobility Radeon HD 5570                            | 539      | 245      | NA      | Unknown     |
|  | Quadro 600   | 538      | 229      | 40      | Workstation |
|  | Radeon R6 PRO A10-8700B 4C+6G                      | 538      | 146      | NA      | Unknown     |
|  | GRID K180Q   | 534      | 113      | NA      | Workstation |
|  | Radeon HD 7560D + HD 7000 Dual                     | 534      | 423      | NA      | Unknown     |
|  | Radeon R6 A10-8700P                                | 534      | 136      | NA      | Unknown     |
|  | Radeon HD 8550G + 8570M Dual                       | 533      | 307      | NA      | Unknown     |
|  | Radeon HD 8670D                                    | 533      | 185      | NA      | Unknown     |
|  | RADEON HD6530D                                     | 532      | 327      | NA      | Unknown     |
|  | Radeon R5 M255                                     | 532      | 138      | NA      | Mobile      |
|  | Radeon R6 PRO A8-8600B 4C+6G                       | 532      | 158      | NA      | Unknown     |
|  | Radeon R5 240                                      | 530      | 192      | 50      | Desktop     |
|  | Radeon HD 8550G + HD 8570M Dual                    | 529      | 260      | NA      | Unknown     |

|   | Videocard Name                             | G3D Mark | G2D Mark | TDP (W) | Category    |
|---|--|----------|----------|---------|-------------|
|     | Radeon HD 7640G + 6400M Dual               | 527      | 279      | NA      | Unknown     |
|    | Radeon HD 7600G N HD 7600G + HD ON HD Dual | 526      | 244      | NA      | Unknown     |
|    | Quadro FX 5600                             | 525      | 109      | NA      | Unknown     |
|    | GeForce GT 425M                            | 524      | 171      | 23      | Mobile      |
|    | Radeon HD 7660D + R5 235 Dual              | 524      | 386      | NA      | Unknown     |
|    | Radeon HD 7520G + 7670M Dual               | 523      | 323      | NA      | Unknown     |
|    | Radeon HD 7660G + HD 7600M Dual            | 523      | 89       | NA      | Unknown     |
|    | Intel HD 4400                              | 521      | 279      | NA      | Unknown     |
|    | MCT USB3.0 External Device                 | 520      | 129      | NA      | Unknown     |
|    | Radeon HD 8670M                            | 520      | 488      | NA      | Mobile      |
|    | Radeon HD 7640G + HD 7670M Dual            | 519      | 97       | NA      | Unknown     |
|    | Radeon 6600M                               | 518      | 156      | NA      | Unknown     |
|    | IncredibIE HD 4000                         | 517      | 520      | NA      | Unknown     |
|    | GeForce GT 240                             | 516      | 54       | 69      | Desktop     |
|    | Intel HD P4000                             | 516      | 636      | NA      | Unknown     |
|    | NVS 5200M                                  | 515      | 187      | 35      | Workstation |
|    | Radeon R5 330                              | 513      | 195      | 30      | Desktop     |
|    | Mobility Radeon HD 4830                    | 512      | 285      | NA      | Mobile      |
|    | Radeon HD 7640G + 7610M Dual               | 510      | 309      | NA      | Unknown     |
|    | Radeon HD 7600G + HD 7550M Dual            | 509      | 202      | NA      | Unknown     |
|    | Radeon HD 7620G + 8600M Dual               | 509      | 294      | NA      | Unknown     |
|    | Radeon R5 PRO A6-8500B 2C+4G               | 508      | 416      | NA      | Unknown     |
|    | GeForce 9800 GTX+                          | 507      | 88       | 141     | Desktop     |
|  | Radeon HD 7620G + HD 8670M Dual            | 507      | 267      | NA      | Unknown     |
|  | Radeon Vega 2                              | 506      | 244      | NA      | Unknown     |
|  | GeForce 820M                               | 504      | 115      | 15      | Mobile      |
|  | GeForce GTS 150M                           | 504      | 407      | NA      | Mobile      |
|  | Radeon HD 8450G + HD 8750M Dual            | 504      | 323      | NA      | Unknown     |
|  | Radeon HD 7660D                            | 502      | 176      | 100     | Desktop     |
|  | Mobility Radeon HD 5730                    | 499      | 146      | 26      | Mobile      |
|  | Radeon R7 M265DX                           | 499      | 138      | NA      | Unknown     |
|  | SUMO 964A                                  | 498      | 403      | NA      | Unknown     |
|  | TRINITY SCRAPPER MOBILE                    | 498      | 280      | NA      | Unknown     |
|  | Radeon HD 7500G + 7550M Dual               | 497      | 263      | NA      | Unknown     |
|  | ASUS EAH4870x2                             | 496      | 539      | NA      | Unknown     |